




Spare Parts for Dishwashing



Spare parts suitable for

WINTERHALTER

2018

Find the complete and up-to-date range of products in our GEV Webshop



heating elements

dry heating elements for dishwashers



GEV No.	420152	Ref. No.	3103137 3103138
description	heating element 2000W 230V heating circuits 1 L 115mm W 345mm connection length 18mm tube ø 6.3mm connection male faston 6.3mm dry heating element for drying thread M10x1 mounting distance 339mm		
For models:	MTF, MTR, STR, WKTS		



GEV No.	420151	Ref. No.	3103024
description	heating element 2000W 230V heating circuits 1 L 185mm W 220mm connection length 18mm tube ø 6.3mm connection male faston 6.3mm dry heating element for drying 2 hole fixing thread M10x1 mounting distance 214mm		
For models:	WBA, WKTS		



GEV No.	420348	Ref. No.	5101415
description	heating element 2500W 230V heating circuits 1 L 130mm W 690mm tube ø 6.3mm connection male faston 6.3mm mounting pos. lower dry heating element for dishwasher bracket mounting hole ø 4mm lug length 36mm lug width 22mm		

heating cartridges



GEV No.	420161	Ref. No.	30000122 30002536
description	heating cartridge 1800W 200-254V ø 20mm L 215mm connection coded plug mounting ø 35mm cable length 300mm 3 hole flange immersion heater		
For models:	UC-L, UC-L-McDonalds, UC-M, UC-M-McDonalds, UC-S, UC-XL, UC-XL-McDonalds		

HEATING ELEMENTS WINTERHALTER



GEV No.	420347	Ref. No.	30000123 30002495
description	heating cartridge 2500W 200-255V ø 20mm L 215mm connection coded plug mounting ø 36mm cable length 300mm 3 hole flange hole distance 49mm warewashing		
For models:	UC-L, UC-L-McDonalds, UC-M, UC-M-McDonalds, UC-S, UC-XL, UC-XL-McDonalds		

contact heaters



GEV No.	416056	Ref. No.	61005230 61005231
description	contact heater 1800W 230V heating circuits 2 L 257mm W 112mm H 27mm dishwasher connection male faston 6.3mm with thermostat dry heating element tube ø 6.3mm		
For models:	GS501, GS502, GS515		
spare parts for	416056		
	GEV No.	502004	Ref. No. 82000014
	gasket L 235mm W 92mm for heating element suitable for WINTERHALTER equiv. no. 82000014		

immersion heating elements


3 hole flange ø47.5mm




GEV No.	420404	Ref. No.	60003598 60003601
description	heating element 5000W 380-420V mounting ø 47.5mm heating circuits 3 L 285mm W 39mm H 32mm tube ø 8.5mm hole distance 63mm hole ø 8/10mm connection length 6mm connection male faston 6.3mm 3 hole flange with notch immersion heater with fuse		
For models:	GS202, GS215, GS302, GS310, GS315, GS402		




GEV No.	420402	Ref. No.	60003605
description	heating element 2600W 220-240V mounting ø 47.5mm heating circuits 1 L 250mm W 40mm H 20mm tube ø 8.5mm hole distance 62mm hole ø 8mm connection male faston 6.3mm 3 hole flange with notch immersion heater with fuse		
For models:	GS202, GS215, GS302, GS310, GS315, GS402		
accessories for	420402		
	GEV No.	510408	Ref. No. —
	O-ring EPDM thickness 5.34mm ID ø 47mm Qty 1 pcs		

			
GEV No.	420438	Ref. No.	60003604
description	heating element 4000W 220-240V heating circuits 3 countries UK		
For models:	GS202, GS215, GS302, GS310, GS315, GS402		


			
GEV No.	419189	Ref. No.	30008074
description	heating element 4900W 380-440/200-254V heating circuits 3 mounting ø 47.5mm L 266mm W 160mm H 35mm cable length 250mm tank tube ø 8.5mm		


			
GEV No.	418896	Ref. No.	30000125
description	heating element 4900W 380-440/200-254V heating circuits 3 mounting ø 47.5mm L 280mm W 36mm H 41mm cable length 250mm boiler tube ø 8.5mm		
For models:	GS630-McDonalds, UC-L, UC-L-McDonalds, UC-M, UC-M-McDonalds, UC-S, UC-XL, UC-XL-McDonalds		
accessories for	418896		
	GEV No.	510562	Ref. No.
			2707071 2707085


group 8


			
GEV No.	420193	Ref. No.	3103228
description	heating element 5000W 400V mounting ø 47.5mm heating circuits 3 L 185mm W 32mm H 117mm tube ø 8.4mm hole distance 63mm hole ø 9mm cable length 1000mm connection cable 3 hole flange immersion heater		
For models:	GS202, GS402		


with round flange ø47.5mm


			
GEV No.	416391	Ref. No.	3103081 3103082 3103083 3103088
description	heating element 2200W 230V heating circuits 1 mounting ø 47.5mm L 220mm W 24mm H 54mm round flange connection male faston 6.3mm immersion heater H1 11mm H2 43mm L1 30mm L2 35mm L3 155mm thermostat sleeves ø 6.5mm number of thermostat sleeves 1 length thermostat sleeves 215mm thermostat sleeve eccentric, clinging		
For models:	GS14, GS14E, GS15, GS15E, GS24, GS8		


			
GEV No.	420412	Ref. No.	3103084
description	heating element 2800W 230V heating circuits 1 mounting ø 47.5mm L 220mm W 28mm H 50mm round flange connection male faston 6.3mm immersion heater tube ø 6.2mm H1 25mm H2 25mm L1 20mm L2 35mm L3 170mm thermostat sleeves ø 6.5mm number of thermostat sleeves 1 length thermostat sleeves 210mm thermostat sleeve eccentric, clinging		
For models:	GS10, GS22, GS23, GS23H, GS23S, GS24, GS25, GS27, GS32, GS4, GS7, GS9		


			
GEV No.	420418	Ref. No.	3103062
description	heating element 2800W 230V heating circuits 1 mounting ø 47.5mm L 235mm W 140mm H 14mm round flange with thread bolt connection male faston 6.3mm for tank mounting thread M5		
For models:	GS23, GS23H, GS23S, GS25, GS27, GS4		


			
GEV No.	420408	Ref. No.	3103047
description	heating element 2800W 230V heating circuits 1 mounting ø 47.5mm L 245mm W 35mm H 44mm round flange connection male faston 6.3mm immersion heater tube ø 6.3mm H1 19mm H2 35mm connection length 28mm		
For models:	GS10, GS22, GS25, GS32, GS4, GS7, GS9		


			
GEV No.	420395	Ref. No.	3103033
description	heating element 2800W 240V heating circuits 1 mounting ø 47.5mm L 220mm W 28mm H 50mm round flange connection male faston 6.3mm immersion heater tube ø 6.2mm H1 25mm H2 25mm L1 20mm L2 35mm L3 170mm thermostat sleeves ø 6.5mm number of thermostat sleeves 1 length thermostat sleeves 210mm thermostat sleeve eccentric, clinging		
For models:	GS10, GS22, GS23, GS24, GS27, GS32, GS7, GS9		



			
GEV No.	420409	Ref. No.	3103027
description	heating element 3000W 230/400V heating circuits 3 mounting ø 47.5mm L 220mm W 36mm H 45mm round flange connection male faston 6.3mm immersion heater tube ø 6.3mm thermostat sleeves ø 6mm number of thermostat sleeves 1 length thermostat sleeves 170mm thermostat sleeve eccentric, clinging		
For models:	GS10, GS10-2, GS12, GS22, GS23, GS25, GS27, GS27B, GS28, GS32, GS34, GS4, GS7, GS9, WKTS		


			
GEV No.	420155	Ref. No.	3103100
description	heating element 3000W 230/400V heating circuits 3 mounting ø 47.5mm L 295mm W 34mm H 57mm round flange connection male faston 6.3mm immersion heater tube ø 6.3mm H1 32mm H2 25mm L1 30mm L2 55mm L3 210mm connection length 17mm thermostat sleeves ø 6.6mm number of thermostat sleeves 1 length thermostat sleeves 200mm thermostat sleeve eccentric, clinging		
For models:	GR64, GR65, GR66-1, KTS1900, KTS2400, WKT1000, WKTS		


			
GEV No.	419114	Ref. No.	30000219 30008041 3103154
description	heating element 3000W 400V heating circuits 3 mounting ø 47.5mm L 260mm W 33mm H 65mm round flange connection cable cable length 800mm boiler immersion heater tube ø 8.5mm H1 36mm H2 28mm L1 60mm L2 60mm L3 140mm connection length 30mm		
For models:	MTF, MTR		


			
GEV No.	419190	Ref. No.	30008048
description	heating element 3000W 400V heating circuits 3 mounting ø 47.5mm L 530mm W 30mm H 40mm round flange connection cable cable length 780mm tank		



			
GEV No.	420401	Ref. No.	3103089
description	heating element 4980W 230V mounting ø 47.5mm L 230mm W 165mm H 45mm heating circuits 3 round flange connection male faston 6.3mm immersion heater tube ø 6.3mm H1 28mm H2 17mm L1 30mm L2 20mm L3 180mm thermostat sleeves ø 7mm number of thermostat sleeves 1 length thermostat sleeves 170mm thermostat sleeve centred, adjacent		
For models:	GS14, GS14E, GS15, GS15E, GS29, GS29B, GSR36, GSR36E, GSR36E-McDonalds, GSR36-McDonalds, KTS1900, KTS2400		


<div>1</div> 			
GEV No.	420410	Ref. No.	3103030
description	heating element 5000W 230V heating circuits 3 mounting ø 47.5mm L 290mm W 33mm H 55mm round flange connection male faston 6.3mm immersion heater H1 29mm H2 26mm L1 21mm L2 52mm L3 217mm thermostat sleeves ø 7mm number of thermostat sleeves 1 length thermostat sleeves 205mm		
For models:	GS10, GS10-2, GS12, GS14, GS14E, GS15, GS15E, GS22, GS23, GS24, GS27, GS28, GS29, GS29B, GS32, GS34, GS7, GS9, GSR36, GSR36E, GSR36E-McDonalds, GSR36-McDonalds, WKT1200, WKTS		
accessories for	420410		
	GEV No.	532495	Ref. No.
			2707015 2707037 2707069 2707088
O-ring EPDM thickness 7mm ID ø 43mm Qty 1 pcs			

			
GEV No.	420396	Ref. No.	3103032
description	heating element 5000W 240V heating circuits 3 mounting ø 47.5mm L 290mm W 33mm H 55mm round flange connection male faston 6.3mm immersion heater H1 29mm H2 26mm L1 21mm L2 52mm L3 217mm thermostat sleeves ø 7mm number of thermostat sleeves 1 length thermostat sleeves 205mm		
For models:	GS10, GS10-2, GS12, GS14, GS14E, GS15, GS15E, GS22, GS23, GS24, GS27, GS28, GS29, GS29B, GS32, GS34, GS7, GS9, GSR36, GSR36E, GSR36E-McDonalds, GSR36-McDonalds, WKT1200, WKTS		



			
GEV No.	420394	Ref. No.	3103017 3103072 3103086
description	heating element 6000W 230/400V heating circuits 3 mounting ø 47.5mm L 282mm W 35mm H 57mm round flange connection male faston 6.3mm immersion heater H1 35mm H2 22mm L1 20mm L2 52mm L3 210mm thermostat sleeves ø 7mm number of thermostat sleeves 1 length thermostat sleeves 215mm thermostat sleeve eccentric, non clinging		
For models:	BAVARIA2000, GKTS2600, GR1200, GR1210, GR1220, GR1221, GR1230, GR1231, GR1320, GR1321, GR1400, GR1410, GR1420, GR1430, GR62, GR62-1, GR62-2, GR62-3, GR63, GR63-1, GR64, GR65, GR66, GR66-1, GS10, GS100, GS100-1, GS12, GS22, GS27B, GS32, GS34, GS40, GS405, GS41, GS41-1, GS41-3, GS41-4, GS41-4S, GS41-5, GS42, GS61, GS62, GS63, GS64, GS65, GS7, GS70, GS71, GS72...(Other models you can see in the webshop)		


			
GEV No.	418903	Ref. No.	3103132
description	heating element 6000W 230/400V heating circuits 3 mounting ø 47.5mm L 435mm W 30mm H 55mm round flange connection male faston 6.3mm immersion heater tube ø 6.5mm H1 31mm H2 23mm L1 30mm L2 55mm L3 350mm connection length 25mm thermostat sleeves ø 6.5mm number of thermostat sleeves 1 length thermostat sleeves 205mm thermostat sleeve eccentric, clinging		
For models:	GR64, GR65, GR66, GR66-1, GS640, GS640-McDonalds, GS650, GS650-McDonalds, KTS1900, KTS2400		


<div>1</div> 			
GEV No.	420431	Ref. No.	30008050
description	heating element 6000W 230V heating circuits 3 L 260mm W 60mm H 65mm		
accessories for	420431		
	GEV No.	532495	Ref. No.
			2707015 2707037 2707069 2707088
O-ring EPDM thickness 7mm ID ø 43mm Qty 1 pcs			






			
1			
GEV No.	420397	Ref. No.	3103025
description	heating element 6000W 230V heating circuits 3 mounting ø 47.5mm L 335mm W 130mm H 49mm L1 55mm L2 280mm W1 44mm W2 42mm H1 29mm H2 20mm tube ø 6.3mm round flange with thread bolt connection male faston 6.3mm immersion heater connection length 30mm		
For models:	BAVARIA2000, GR1200, GR1400, GR62, GR62-1, GR62-2, GR62-3, GR63, GR63-1, GS10, GS100, GS100-1, GS22, GS32, GS40, GS405, GS41, GS41-1, GS41-3, GS41-4, GS41-4S, GS41-5, GS42, GS61, GS62, GS63, GS64, GS65, GS7, GS70, GS71, GS72, GS80, GS81, GS9, GS90, WKT1000		


accessories for	416058		
	GEV No.	550362	Ref. No.
			—
blind flange ø 64mm mounting ø 47.5mm			


			
2			
GEV No.	420413	Ref. No.	3103043
description	heating element 6000W 240-420V heating circuits 3 mounting ø 47.5mm L 290mm W 35mm H 57mm round flange connection male faston 6.3mm immersion heater H1 35mm H2 22mm L1 20mm L2 52mm L3 210mm thermostat sleeves ø 7mm number of thermostat sleeves 1 length thermostat sleeves 215mm thermostat sleeve eccentric, non clinging		
For models:	GKTS2600, GR1200, GR1210, GR1220, GR1221, GR1230, GR1231, GR1320, GR1321, GR1400, GR62, GR62-1, GR62-2, GR62-3, GR63, GR63-1, GR64, GR65, GR66, GR66-1, GS10, GS100, GS100-1, GS22, GS27B, GS29, GS32, GS405, GS41, GS41-1, GS41-3, GS41-4, GS41-4S, GS41-5, GS42, GS62, GS63, GS64, GS65, GS7, GS71, GS72, GS80, GS81, GS9, GS90, KTS1900, KTS2400, WBA, WKT1000...(Other models you can see in the webshop)		
accessories for	420413		
	GEV No.	532495	Ref. No.
			2707015
			2707037
			2707069
O-ring EPDM thickness 7mm ID ø 43mm Qty 1 pcs			

			
1			
GEV No.	420430	Ref. No.	30008049
description	heating element 6200W 230V heating circuits 3 L 525mm W 60mm H 65mm for tank incl. accessories		



			
1			
GEV No.	420400	Ref. No.	3103018 3103058
description	heating element 9000W 230V heating circuits 3 mounting ø 47.5mm L 430mm W 36mm H 52mm round flange connection male faston 6.3mm immersion heater H1 35mm H2 17mm L1 20mm L2 50mm L3 360mm thermostat sleeves ø 6mm number of thermostat sleeves 1 length thermostat sleeves 215mm		
For models:	BAVARIA2000, GKTS2600, GR1200, GR1210, GR1220, GR1230, GR1320, GR1400, GR1410, GR1420, GR1430, GR62, GR62-1, GR62-2, GR62-3, GR64, GR65, GR66, GR66-1, GS41-1, GS41-4, GS41-4S, GS62, GS63, GS64, GS65, GS660, GS72, KTS1900, KTS2400, WBA, WKT1000, WKT1200, WKTS		

			
1			
GEV No.	416058	Ref. No.	30000234 30002548 30008044 3103150
description	heating element 6000W 400-440V heating circuits 3 mounting ø 47.5mm L 260mm W 32mm H 62mm round flange cable length 800mm boiler immersion heater H1 38mm H2 24mm L1 65mm L2 60mm L3 135mm		
For models:	GS501, GS502, GS515, GS640, GS640-McDonalds, GS650, GS650-McDonalds, GS660, MTF, MTR, STR, WKT1200		
spare parts for	416058		
	GEV No.	532495	Ref. No.
			2707015
			2707037
			2707069
O-ring EPDM thickness 7mm ID ø 43mm Qty 1 pcs			
accessories for	416058		
	GEV No.	520235	Ref. No.
			—
3 hole flange hole distance 70.5mm perforation ø 6.5mm ID ø 53.5mm			
	GEV No.	520236	Ref. No.
			—
flange for heating element ID ø 50mm ED ø 90mm hole ø 6.5mm 3 holes			
	GEV No.	550002	Ref. No.
			—
tension strap H 10mm L 21mm W 10mm hole ø 6.5mm for heating element			

			
1			
GEV No.	420411	Ref. No.	3103057
description	heating element 9000W 240V heating circuits 3 mounting ø 47.5mm L 430mm W 36mm H 52mm round flange connection male faston 6.3mm immersion heater H1 35mm H2 17mm L1 20mm L2 50mm L3 360mm thermostat sleeves ø 6mm number of thermostat sleeves 1 length thermostat sleeves 215mm		
For models:	GKTS2600, GR1210, GR1220, GR1230, GR1320, GR1410, GR1420, GR1430, GR62, GR62-1, GR62-2, GR62-3, GR64, GR65, GR66, GR66-1, GS41-1, GS41-4, GS41-4S, GS660, KTS1900, KTS2400, WBA, WKT1000, WKT1200, WKTS		

			
1			
GEV No.	420392	Ref. No.	30008047
description	heating element 9000W 400V heating circuits 3 mounting ø 47.5mm L 434mm W 32mm H 32mm round flange cable length 820mm boiler tube ø 8.5mm connection length 40mm		



<div>1</div> 			
GEV No.	420173	Ref. No.	30000244 30008054 3103177
description	heating element 9000W 400V heating circuits 3 mounting ø 47.5mm L 525mm W 33mm H 54mm round flange cable length 820mm tank immersion heater tube ø 8.5mm H1 36mm H2 29mm L1 65mm L2 60mm L3 310mm connection length 40mm		
For models:	GS640, GS640-McDonalds, GS650, GS650-McDonalds, GS660		
accessories for	420173		
	GEV No.	532495	Ref. No. 2707015 2707037 2707069 2707088
O-ring EPDM thickness 7mm ID ø 43mm Qty 1 pcs			


1½"








1






GEV No.	415401	Ref. No.	3103009
description	heating element 4500W 230V heating circuits 3 thread 1½" L 315mm W 33mm H 30mm thermostat sleeves ø 6mm length thermostat sleeves 240mm connection M4x0.75 immersion heater flange with thread no original spare part		
spare parts for	415401		
	GEV No.	510406	Ref. No. —
	flat gasket fibre ED ø 60mm ID ø 48mm thickness 3mm for thread 1½" Qty 1 pcs		
accessories for	415401		
	GEV No.	510424	Ref. No. —
	gasket copper ED ø 55mm ID ø 48mm thickness 2.2mm Centellen for thread 1½"		
	GEV No.	520211	Ref. No. —
	reducer thread 2" ET - 1½" IT brass		
	GEV No.	520212	Ref. No. —
	hexagonal nut thread 1½" brass WS 60 H 8mm		
	GEV No.	550361	Ref. No. —
	blind flange ø 58mm thread 1½"		

1




GEV No.	415402	Ref. No.	3103012	
description	heating element 6000W 400/230V heating circuits 3 thread 1½" L 425mm W 35mm H 35mm thermostat sleeves ø 7mm length thermostat sleeves 330mm thermostat sleeve centre not clinging tube ø 8.5mm connection M4 immersion heater flange with thread WS 60 no original spare part number of thermostat sleeves 1			
spare parts for	415402			
	GEV No.	510406	Ref. No.	—
accessories for	415402			
	GEV No.	510424	Ref. No.	—

accessories for		415402		
	GEV No.	520211	Ref. No.	—
	reducer thread 2" ET - 1½" IT brass			
	GEV No.	520212	Ref. No.	—
	hexagonal nut thread 1½" brass WS 60 H 8mm			
	GEV No.	550361	Ref. No.	—
	blind flange ø 58mm thread 1½"			


<div></div> <div>1</div>			
GEV No.	415878	Ref. No.	3103117 3103119 62001178 62001773
description	heating element 2800W 230V heating circuits 1 L 237mm W 120mm H 24mm W1 20mm W2 82mm thread M10x1 thread L 15mm mounting distance 75mm tube ø 6.3mm connection male faston 6.3mm 2 hole fixing thermostat sleeves ø 7mm length thermostat sleeves 195mm number of thermostat sleeves 1 thermostat sleeve clinging immersion heater screw connection included included		
For models:	GS24		
accessories for	415878		
<div></div>	GEV No.	510416	Ref. No. —
flat gasket fibre ED ø 19mm ID ø 10.5mm thickness 1.5mm for thread M10 Qty 1 pcs			
<div></div>	GEV No.	510893	Ref. No. —
O-ring EPDM thickness 2.62mm ID ø 9.92mm Qty 1 pcs			
<div></div>	GEV No.	520231	Ref. No. —
nut thread M10x1 H 6mm WS 14 zinc-coated steel Qty 1 pcs			
<div></div>	GEV No.	521129	Ref. No. —
nut thread M10 H 6mm SS WS 17 Qty 1 pcs DIN/ISO DIN 439			

foil heating elements

1 			
GEV No.	420405	Ref. No.	60003653
description	foil heating element L 310mm W 115mm 600W 230V t.max. 185°C with safety thermostat silicone cable length 1950mm thickness 1mm		
For models:	GS202, GS215, GS302, GS310, GS315, GS402		


accessories


hexagonal nuts

			
GEV No.	560131	Ref. No.	2101302 2102302
description	hexagonal nut thread M4 H 3.2mm WS 7 SS DIN/ISO DIN 934 / ISO 4032/8673 Qty 20 pcs		
For models:	BAVARIA2000, ELT10, ELT10GS, GKTS2600, GR1221, GR1231, GR1321, GR62, GR62-1, GR63, GR63-1, GS10, GS100-1, GS10-2, GS12, GS14, GS14E, GS15, GS15E, GS22, GS23H, GS23S, GS24, GS28, GS32, GS41-1, GS41-3, GS41-4, GS41-4S, GS41-5, GS42, GS501, GS502, GS515, GS7, GS72, GS9, GSR36, GSR36E, GSR36E-McDonalds, GSR36-McDonalds, KTS1900, KTS2400, MTF, MTR, Solidos, STR, WKT1000, WKTS, ZU22		

			
GEV No.	560132	Ref. No.	2101203 2101303
description	hexagonal nut thread M5 H 4mm WS 8 SS DIN/ISO DIN 934 / ISO 4032/8673 Qty 20 pcs		
For models:	BAVARIA2000, Eckfoerderer-WKT(S)-90-180, GKTS2600, GR1231, GR62, GR62-1, GR62-2, GR62-3, GR63, GR63-1, GR64, GR65, GR66, GR66-1, GS10, GS100-1, GS10-2, GS12, GS14, GS14E, GS15, GS15E, GS202, GS215, GS22, GS23H, GS23S, GS24, GS28, GS29, GS29B, GS302, GS310, GS315, GS32, GS402, GS405, GS41, GS41-1, GS41-3, GS41-4, GS41-4S, GS41-5, GS42, GS501, GS502, GS515, GS62, GS63, GS630-McDonalds...(Other models you can see in the webshop)		


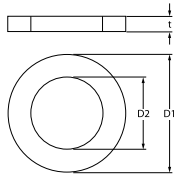
washers


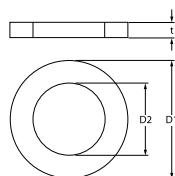
			
GEV No.	560112	Ref. No.	2201300
description	plain washer ID ø 5.3mm ED ø 10mm thickness 1mm SS Qty 20 pcs DIN 125A for thread M5		
For models:	BAVARIA2000, Eckfoerderer-WKT(S)-90-180, GKTS2600, GR1221, GR1231, GR1321, GR62, GR62-1, GR62-2, GR62-3, GR63, GR63-1, GR64, GR65, GR66, GR66-1, GS100-1, GS12, GS14, GS14E, GS15, GS15E, GS23H, GS23S, GS24, GS28, GS29, GS29B, GS41-1, GS41-3, GS41-4, GS41-4S, GS41-5, GS42, GS501, GS502, GS515, GS630-McDonalds, GS72, GS81, GSR36, GSR36E, GSR36E-McDonalds, GSR36-McDonalds, KTS1900, KTS2400, MTF, MTR, STR, UC-L...(Other models you can see in the webshop)		

			
GEV No.	560333	Ref. No.	2201302
description	plain washer ID ø 6.4mm ED ø 12mm thickness 1.6mm SS Qty 1 pcs DIN 125A for thread M6		
For models:	BAVARIA2000, Eckfoerderer-WKT(S)-90-180, GKTS2600, GR1221, GR1231, GR1321, GR62, GR62-1, GR62-2, GR62-3, GR63, GR63-1, GR64, GR65, GR66, GR66-1, GS100-1, GS12, GS23S, GS24, GS41-1, GS41-3, GS41-4, GS41-4S, GS41-5, GS42, GS501, GS502, GS515, GS630-McDonalds, GS640, GS640-McDonalds, GS650, GS650-McDonalds, GS660, GS72, GSR36, GSR36E, GSR36E-McDonalds, GSR36-McDonalds, Hydromat18, Hydromat25, KTS1900, KTS2400, MTF, MTR, WKT1000, WKT1200, WKTS, ZU22		


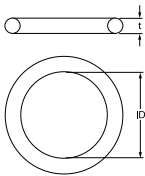
sealing washers


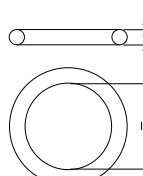
fibre gaskets


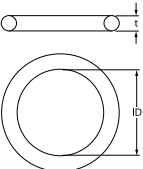
 			
GEV No.	510417	Ref. No.	2704002 2709036
description	flat gasket fibre ED ø 20mm ID ø 14mm thickness 2mm Qty 1 pcs		
For models:	BAVARIA2000, GKTS2600, GR1200, GR1210, GR1220, GR1221, GR1230, GR1231, GR1320, GR1321, GR1400, GR1410, GR1420, GR1430, GR62, GR62-1, GR62-2, GR62-3, GR63, GR63-1, GR64, GR65, GR66, GR66-1, GS10, GS100, GS100-1, GS10-2, GS12, GS14, GS14E, GS15, GS15E, GS22, GS23, GS23S, GS24, GS27, GS27B, GS29, GS29B, GS32, GS34, GS40, GS405, GS41, GS41-1, GS41-3, GS41-4, GS41-4S...(Other models you can see in the webshop)		


 			
GEV No.	521122	Ref. No.	2702011 2709011
description	flat gasket fibre ED ø 31mm ID ø 21.5mm thickness 2mm for thread 1/2" Qty 1 pcs		
For models:	BAVARIA2000, GKTS2600, GR1210, GR1220, GR1221, GR1230, GR1231, GR1320, GR1321, GR1410, GR1420, GR1430, GR62, GR62-1, GR62-2, GR62-3, GR63, GR63-1, GR64, GR65, GR66, GR66-1, GS10, GS100-1, GS10-2, GS12, GS14, GS14E, GS15, GS15E, GS22, GS23, GS23H, GS23S, GS24, GS25, GS27, GS27B, GS28, GS29, GS32, GS34, GS4, GS40, GS41-1, GS41-3, GS41-4, GS41-4S, GS41-5, GS42...(Other models you can see in the webshop)		


O-rings


 			
GEV No.	510901	Ref. No.	30000251
description	O-ring EPDM thickness 2mm ID ø 13mm Qty 1 pcs		
For models:	UC-L, UC-L-McDonalds, UC-M, UC-M-McDonalds, UC-S, UC-XL, UC-XL-McDonalds		


 			
GEV No.	510563	Ref. No.	2707078
description	O-ring EPDM thickness 3mm ID ø 28mm Qty 1 pcs		
For models:	MTF, MTR, WKT1200, WKTS		


 			
1			
GEV No.	510562	Ref. No.	2707071 2707085
description	O-ring silicone thickness 5.34mm ID ø 47mm Qty 1 pcs		
For models:	GS202, GS215, GS302, GS310, GS315, GS402, GS630-McDonalds, UC-L, UC-L-McDonalds, UC-M, UC-M-McDonalds, UC-S, UC-XL, UC-XL-McDonalds		


flange gaskets			
			
1			
GEV No.	502004	Ref. No.	82000014
description	gasket L 235mm W 92mm for heating element suitable for WINTERHALTER equiv. no. 82000014		
For models:	GS501, GS502, GS515		


			
1			
GEV No.	502005	Ref. No.	2706002 2709037
description	gasket ID ø 143mm ED ø 190mm 6 hole flange		
For models:	GKTS2600, GR1221, GR1231, GR1320, GR1321, GR62, GR62-1, GR62-2, GR62-3, GR63, GR63-1, GS100-1, GS40, GS61, GS70, GS72		


			
1			
GEV No.	551062	Ref. No.	3103059 60002787
description	blind flange ø 60mm suitable for WINTERHALTER		
For models:	BAVARIA2000, GR64, GR65, GR66, GR66-1, GS41-1, GS41-4, GS41-4S, GS41-5, GS42, GS501, GS502, GS515, GS640, GS640-McDonalds, GS650, GS650-McDonalds, GS660, GS72, KTS1900, KTS2400, MTF, MTR, STR, WKT1000, WKT1200, WKTS		

			
1			
GEV No.	551077	Ref. No.	5519018
description	flange ø 43mm hole distance 56mm with mounting strap		
For models:	GKTS2600, GR1200, GR1210, GR1220, GR1221, GR1230, GR1231, GR1320, GR1321, GR1400, GR1410, GR1420, GR1430, GR62, GR62-1, GR62-2, GR62-3, GR63, GR63-1, GR64, GR65, GR66, GR66-1, GS10, GS100, GS100-1, GS14, GS14E, GS15, GS15E, GS22, GS29, GS32, GS40, GS40S, GS41, GS41-1, GS41-3, GS41-4, GS41-4S, GS41-5, GS42, GS61, GS62, GS63, GS64, GS65, GS7, GS70, GS71...(Other models you can see in the webshop)		

			
1			
GEV No.	692162	Ref. No.	0117003
description	flange ø 60mm hole distance 58mm thickness 4mm		
For models:	BAVARIA2000, GR64, GR65, GR66, GR66-1, GS10, GS10-2, GS12, GS14, GS14E, GS15, GS15E, GS22, GS23, GS23H, GS23S, GS24, GS25, GS27, GS27B, GS28, GS29, GS29B, GS32, GS34, GS4, GS41-1, GS41-4, GS41-4S, GS41-5, GS42, GS501, GS502, GS515, GS640, GS640-McDonalds, GS650, GS650-McDonalds, GS660, GS7, GS72, GS8, GS9, GSR36, GSR36E, GSR36E-McDonalds, GSR36-McDonalds, KTS1900, KTS2400, MTF...(Other models you can see in the webshop)		

			
1			
GEV No.	551233	Ref. No.	3103067
description	flange ø 62mm mounting ø 51.5mm thickness 3mm		
For models:	BAVARIA2000, GR62, GR62-1, GR62-2, GR62-3, GR63, GR63-1, GS10, GS100, GS100-1, GS22, GS23H, GS23S, GS32, GS40, GS40S, GS41, GS41-1, GS41-3, GS41-4, GS41-4S, GS41-5, GS42, GS61, GS62, GS63, GS64, GS65, GS7, GS70, GS71, GS72, GS80, GS81, GS9, GS90, WKT1000		

			
1			
GEV No.	692332	Ref. No.	3123088 5519023
description	contact bridge for heating element L 110mm connection male faston 6.3mm cable length 80mm 2.5mm ²		
For models:	BAVARIA2000, GR1200, GR1210, GR1220, GR1230, GR1320, GR1400, GR1410, GR1420, GR1430, GR62, GR62-1, GR62-2, GR62-3, GR63, GR63-1, GR64, GR65, GR66, GR66-1, GS10, GS100, GS100-1, GS12, GS14, GS14E, GS15, GS15E, GS22, GS23, GS27, GS27B, GS28, GS29, GS29B, GS32, GS34, GS40, GS40S, GS41, GS41-1, GS41-3, GS41-4, GS41-4S, GS41-5, GS42, GS61, GS62, GS63, GS64...(Other models you can see in the webshop)		

			
1			
GEV No.	692332	Ref. No.	3123088 5519023
description	contact bridge for heating element L 110mm connection male faston 6.3mm cable length 80mm 2.5mm ²		
For models:	BAVARIA2000, GR1200, GR1210, GR1220, GR1230, GR1320, GR1400, GR1410, GR1420, GR1430, GR62, GR62-1, GR62-2, GR62-3, GR63, GR63-1, GR64, GR65, GR66, GR66-1, GS10, GS100, GS100-1, GS12, GS14, GS14E, GS15, GS15E, GS22, GS23, GS27, GS27B, GS28, GS29, GS29B, GS32, GS34, GS40, GS40S, GS41, GS41-1, GS41-3, GS41-4, GS41-4S, GS41-5, GS42, GS61, GS62, GS63, GS64...(Other models you can see in the webshop)		

thermostats

bi-metal thermostats

safety bi-metal thermostats



GEV No.	390958	Ref. No.	3125053
description	bi-metal safety thermostat hole distance 14mm switch-off temp. 185°C 1NC 1-pole connection F6.3		
For models:	GS202, GS215, GS302, GS310, GS315, GS402		

control and safety thermostats

EGO

control thermostats


55.13_ series




GEV No.	376018	Ref. No.	3125047
description	thermostat t.max. 93°C temperature range 28-93°C 1-pole 1NO 16A probe ø 3.1mm probe L 244mm capillary pipe 710mm capillary pipe isolated 650mm gland nut shaft L 23mm shaft position upper rotation 270°		
For models:	GS501, GS502, GS515		




GEV No.	376022	Ref. No.	3125046
description	thermostat t.max. 93°C temperature range 28-93°C 1-pole 1NO 16A probe ø 3.1mm probe L 244mm capillary pipe 710mm capillary pipe isolated 650mm gland nut shaft L 23mm shaft position upper rotation 270°		
For models:	GS501, GS502, GS515		


			
GEV No.	390926	Ref. No.	5528271
description	thermostat t.max. 93°C temperature range 28-93°C 1-pole 1NO/1CO probe ø 3.1mm probe L 245mm capillary pipe 740mm capillary pipe isolated 700mm gland nut shaft ø 6x4.6mm shaft L 26mm shaft position upper rotation 270° kit		
For models:	GS501, GS502, GS515		
spare parts for	390926		
GEV No.	375304	Ref. No.	—
description	thermostat t.max. 93°C temperature range 28-93°C 1-pole 1NO 16A probe ø 3.1mm probe L 244mm capillary pipe 710mm capillary pipe isolated 650mm gland nut shaft L 23mm shaft position upper rotation 270°		

			
GEV No.	375949	Ref. No.	3125031
description	thermostat t.max. 93°C temperature range 30-93°C 1-pole probe ø 6mm probe L 95mm capillary pipe 1730mm capillary pipe isolated 600mm gland nut shaft ø 4.5x6mm shaft L 7mm shaft position upper rotation 270°		
For models:	GS24		

			
GEV No.	376015	Ref. No.	3125010
description	thermostat t.max. 95°C temperature range 30-90°C 1-pole 1CO 16A probe ø 6mm probe L 95mm capillary pipe 2380mm capillary pipe isolated 650mm gland nut M9x1 shaft ø 6x4.6mm shaft L 10mm shaft position upper rotation 270°		
For models:	GR1410, GR1420, GR1430, GS10, GS22, GS23, GS23H, GS23S, GS24, GS25, GS27, GS32, GS4, GS7, GS9, WKTS		



GEV No.	376016	Ref. No.	3125013 3125014
description	thermostat t.max. 95°C temperature range 30-90°C 1-pole 1NO 16A probe ø 6mm probe L 90mm capillary pipe 2380mm capillary pipe isolated 1700mm gland nut M9x1 shaft ø 6x4.6mm shaft L 15mm shaft position upper rotation 270°		
For models:	BAVARIA2000, GKTS2600, GR1200, GR1210, GR1220, GR1221, GR1230, GR1231, GR1320, GR1321, GR1400, GR1410, GR1420, GR1430, GR62, GR62-1, GR62-2, GR62-3, GR63, GR63-1, GR64, GR65, GR66, GR66-1, GS10, GS100, GS100-1, GS10-2, GS12, GS14, GS14E, GS15, GS15E, GS22, GS23, GS23H, GS23S, GS25, GS27, GS27B, GS28, GS29, GS29B, GS32, GS34, GS4, GS40, GS40S, GS41, GS41-1...(Other models you can see in the webshop)		



GEV No.	376017	Ref. No.	3125015
description	thermostat t.max. 95°C temperature range 30-90°C 1-pole 1NO 16A probe ø 6mm probe L 95mm capillary pipe 2380mm capillary pipe isolatedmm gland nut M9x1 shaft ø 6x4.6mm shaft L 15mm shaft position upper rotation 270°		
For models:	GKTS2600, GR1200, GR1210, GR1220, GR1221, GR1230, GR1231, GR1320, GR1321, GR1400, GR1410, GR1420, GR1430, GR63, GR63-1, GS62, GS63, GS64, GS65, GS81, GS90		

55.34_series



GEV No.	376020	Ref. No.	3125023
description	thermostat t.max. 93°C temperature range 30-93°C 2-pole 2NO 16A probe ø 6mm probe L 173mm capillary pipe 1780mm capillary pipe isolatedmm gland nut M9x1 shaft ø 6x4.6mm shaft L 23mm shaft position upper rotation 270°		
For models:	GS24		



GEV No.	376021	Ref. No.	3125011
description	thermostat t.max. 93°C temperature range 30-93°C 3-pole 3CO 16A probe ø 6mm probe L 175mm capillary pipe 870mm capillary pipe isolatedmm gland nut M9x1 shaft ø 6x4.6mm shaft L 23mm shaft position upper rotation 270°		
For models:	GS25, GS4, GS501, GS502, GS515		

safety thermostats

55.11_series



GEV No.	376019	Ref. No.	3125022
description	safety thermostat switch-off temp. 98°C 1-pole 16A probe ø 3.1mm probe L 248mm capillary pipe 1770mm capillary pipe isolatedmm gland nut probe		
For models:	GKTS2600, GR1221, GR1231, GR1321, GS100-1, GS23S, GS24, GS41-1, GS41-4, GS41-4S, GS72, WKT1000, WKTS		

55.13_series



GEV No.	376023	Ref. No.	3125030 3125045
description	safety thermostat switch-off temp. 160°C 1-pole 16A probe ø 6mm probe L 75mm capillary pipe 1540mm capillary pipe isolated 1490mm gland nut probe SS		
For models:	BAVARIA2000, GKTS2600, GR1221, GR1231, GR1321, GR62-2, GR62-3, GR64, GR65, GR66, GR66-1, GS14, GS14E, GS15, GS15E, GS24, GS29, GS29B, GS41-1, GS41-4, GS41-4S, GS41-5, GS42, GS72, GSR36, GSR36E, GSR36E-McDonalds, GSR36-McDonalds, KTS1900, KTS2400, WKT1000, WKT1200, WKTS		

accessories

fitting parts

1



GEV No.	698510	Ref. No.	60003939
description	bracket for contact thermostat L 110mm W 35mm		
For models:	GS202, GS215, GS302, GS310, GS315, GS402		

gland nut accessories

ducts

1



GEV No.	521074	Ref. No.	3125001
description	gland duct ET M12x0.75 IT M9x1		
For models:	BAVARIA2000, GKTS2600, GR1200, GR1210, GR1220, GR1221, GR1230, GR1231, GR1320, GR1321, GR1400, GR1410, GR1420, GR1430, GR62, GR62-1, GR62-2, GR62-3, GR63, GR63-1, GR64, GR65, GR66, GR66-1, GS10, GS100, GS100-1, GS10-2, GS12, GS14, GS14E, GS15, GS15E, GS22, GS23, GS23H, GS23S, GS24, GS25, GS27, GS27B, GS28, GS29, GS29B, GS32, GS34, GS4, GS40, GS405, GS41...(Other models you can see in the webshop)		

plunger sockets

1



GEV No.	511652	Ref. No.	3201030
description	thermowell thread M14x1 IT M10x1 ET M14x1 ID ø 9mm L 36mm SS single ø 11mm		
For models:	GKTS2600, GR1221, GR1231, GR1321, GR62, GR62-1, GR63, GR63-1, GS10, GS100, GS100-1, GS12, GS22, GS32, GS34, GS40, GS405, GS41, GS41-1, GS41-3, GS41-4, GS41-4S, GS61, GS62, GS63, GS64, GS65, GS7, GS70, GS71, GS72, GS80, GS81, GS9, GS90, WBA, WKT1000, WKT1200, WKT5		

switches and momentary switches

rocker/momentary rocker switches

30x22mm

1



GEV No.	348034	Ref. No.	3124035
description	momentary rocker switch mounting measurements 30x22mm white 2NO 250V 20A illuminated connection male faston 6.3mm ambient temperature max. 125/55°C protection IP65 with rubber collar		
For models:	GS23, GS23H, GS25, GS27, GS4		



1

GEV No.	348035	Ref. No.	3124034
description	rocker switch mounting measurements 30x22mm white 2NO 250V 16A 0-1 connection male faston 6.3mm ambient temperature max. 100/55°C protection IP65 with rubber collar		
For models:	GS23, GS23H, GS25, GS27, GS4		

push/momentary push switches

30x22mm

1



GEV No.	345439	Ref. No.	3124129 3124167
description	momentary push switch mounting measurements 30x22mm white 1NO 250V 16A rinsing connection male faston 6.3mm ambient temperature max. 85/125°C protection IP40		
For models:	BAVARIA2000, GKTS2600, GR62-2, GR62-3, GR64, GR65, GR66, GR66-1, GS100-1, GS10-2, GS12, GS14, GS14E, GS15, GS15E, GS24, GS34, GS41-1, GS41-4, GS41-4S, GS41-5, GS42, GS72, GS8, GSR36, GSR36E, GSR36E-McDonalds, GSR36-McDonalds, WKT1000		

1




GEV No.	345436	Ref. No.	3124115 3124153
description	momentary push switch mounting measurements 30x22mm white 1NO/indicator light 250V 16A programme I connection male faston 6.3mm ambient temperature max. 85/55°C protection IP40		
For models:	GR62-2, GR62-3, GR64, GR65, GR66, GR66-1, GS12, GS14, GS14E, GS15, GS15E, GS23, GS27, GS28, GS29, GS29B, GSR36, GSR36E, GSR36E-McDonalds, GSR36-McDonalds		


1




GEV No.	345440	Ref. No.	3124075 3124130
description	momentary push switch mounting measurements 30x22mm white 1NO/indicator light 250V 16A programme II connection male faston 4.8mm/6.3mm ambient temperature max. 85/55°C protection IP40		
For models:	GR62-2, GR62-3, GR64, GR65, GR66, GR66-1, GS10-2, GS12, GS14, GS14E, GS15, GS15E, GS23, GS23S, GS24, GS27, GS27B, GS28, GS29, GS29B, GS34, GS8, GSR36, GSR36E, GSR36E-McDonalds, GSR36-McDonalds		

			
1			
GEV No.	345443 ¹	Ref. No.	3124073 3124074 3124131 3124132 3124185
description	push switch mounting measurements 30x22mm green 2NO 250V 16A illuminated ON-OFF connection male faston 6.3mm ambient temperature max. 85/55°C protection IP40		
For models:	GS10-2, GS12, GS14, GS14E, GS15, GS15E, GS23, GS23S, GS24, GS27, GS27B, GS28, GS29, GS29B, GS34, GS41-5, GS42, GS501, GS502, GS515, GS72, GS8, GSR36, GSR36E, GSR36E-McDonalds, GSR36-McDonalds		


¹illuminated


			
1			
GEV No.	345442 ¹	Ref. No.	3124227
description	push switch mounting measurements 30x22mm white 2NO/2NC/indicator light 250V 16A illuminated outflow connection male faston 4.8mm/6.3mm ambient temperature max. 85°C protection IP40		
For models:	GS501, GS502, GS515, MTF, MTR		


¹illuminated


			
1			
GEV No.	345437 ¹	Ref. No.	3124166
description	push switch mounting measurements 30x22mm white 2NO/indicator light 250V 16A illuminated programme II connection male faston 4.8mm/6.3mm ambient temperature max. 85/55°C protection IP40		
For models:	GS100-1, GS41-1, GS41-4, GS41-4S, GS41-5, GS42, GS72, WKT1000		


¹illuminated


			
1			
GEV No.	345438	Ref. No.	3124128
description	push switch mounting measurements 30x22mm white 2NO/indicator light 250V 16A illuminated rinse connection male faston 4.8mm/6.3mm ambient temperature max. 85/55°C protection IP40		
For models:	GKTS2600, GR62-2, GR62-3, GR66, GS100-1, GS10-2, GS12, GS14, GS14E, GS15, GS15E, GS34, GS41-1, GS41-4, GS41-4S, GS41-5, GS42, GS72, GS8, WKT1000		


			
1			
GEV No.	345441	Ref. No.	3124165
description	push switch mounting measurements 30x22mm white 2NO/indicator light 250V 16A programme I connection male faston 4.8mm/6.3mm ambient temperature max. 85/55°C protection IP40		
For models:	GS100-1, GS41-1, GS41-4, GS41-4S, GS41-5, GS42, GS501, GS502, GS515, GS72, WKT1000		


			
1			
GEV No.	347645	Ref. No.	3124160
description	momentary push switch mounting measurements 30x22mm green 1NO/indicator light 250V 16A illuminated on connection F6.3/F4.8 (lamp) ambient temperature max. 85°C protection IP40		
For models:	BAVARIA2000, KTS1900, KTS2400, WBA, WKT1000, WKT1200, WKTS		


			
1			
GEV No.	347916	Ref. No.	3124161
description	momentary push switch mounting measurements 30x22mm white 1NC 250V 16A OFF connection male faston 6.3mm ambient temperature max. 85/55°C protection IP40		
For models:	BAVARIA2000, KTS1900, KTS2400, WBA, WKT1000, WKT1200, WKTS		

			
1			
GEV No.	347918	Ref. No.	3124197
description	momentary push switch mounting measurements 30x22mm white 1NO 250V 16A rinsing cold connection male faston 6.3mm ambient temperature max. 85/55°C protection IP40		
For models:	GR64, GR65, GR66-1, GSR36, GSR36E, GSR36E-McDonalds, GSR36-McDonalds		


			
1			
GEV No.	347917	Ref. No.	3124163
description	momentary push switch mounting measurements 30x22mm white 1NO/1NC/indicator light 250V 12A programme II connection male faston 4.8mm/6.3mm ambient temperature max. 85°C protection IP40		
For models:	BAVARIA2000, KTS1900, KTS2400, WBA, WKT1200, WKTS		

			
1			
GEV No.	347646	Ref. No.	3124162
description	momentary push switch mounting measurements 30x22mm white/blue 1NO/1NC/indicator light 250V 12A programme I connection male faston 4.8mm ambient temperature max. 85°C protection IP40		
For models:	BAVARIA2000, KTS1900, KTS2400, WBA, WKT1200, WKTS		

			
1			
GEV No.	347647	Ref. No.	3124186
description	push switch mounting measurements 30x22mm green/blue 2NO 250V 16A illuminated 0-I connection male faston 6.3mm ambient temperature max. 85/55°C protection IP40		
For models:	GR62-2, GR62-3, GR64, GR65, GR66, GR66-1, GS100-1, GS41-1, GS41-4, GS41-4S, GSR36, GSR36E, GSR36E-McDonalds, GSR36-McDonalds		


			
GEV No.	347915 ¹	Ref. No.	3124202
description	push switch mounting measurements 30x22mm white 2NO 250V 16A illuminated drain pump connection male faston 6.3mm ambient temperature max. 85/55°C protection IP40		
For models:	GR64, GR65, GR66, GR66-1		

¹illuminated

			
GEV No.	347914	Ref. No.	3124205
description	push switch mounting measurements 30x22mm white 2NO/2NC/ indicator light 250V 12A manual rinsing connection male faston 4.8mm/6.3mm ambient temperature max. 85°C protection IP40		
For models:	GR64, GR65, GR66-1, GSR36, GSR36E, GSR36E-McDonalds, GSR36-McDonalds		


accessories

blank elements

			
GEV No.	345312	Ref. No.	3124187
description	dummy element internal size 30x22mm		
For models:	GR62-2, GR62-3, GR64, GR65, GR66-1, GS41-5, GS501, GS502, GS515, GSR36, GSR36E, GSR36E-McDonalds, GSR36-McDonalds, WKTS		


microswitches


lever actuated

			
GEV No.	345211	Ref. No.	62000224
description	microswitch with lever 250V 10A 1CO connection male faston 6.3mm ambient temperature max. 85°C lever length 49mm		
For models:	GS23H, GS23S		


pin-plunger actuated

miscellaneous

			
GEV No.	345965	Ref. No.	5519024
description	microswitch 250V 10A 1CO connection male faston 6.3mm ambient temperature max. 85°C with plunger		
For models:	GS23, GS25, GS27, GS28, GS4		

			
GEV No.	345966	Ref. No.	5519007
description	microswitch 250V 10A 1CO connection male faston 6.3mm ambient temperature max. 85°C with plunger		
For models:	GS10, GS10-2, GS12, GS22, GS32, GS34, GS7, GS8, GS9		

non-standard

			
GEV No.	345992	Ref. No.	62001349
description	microswitch 1CO 1-pole		
For models:	GS24		

position switches

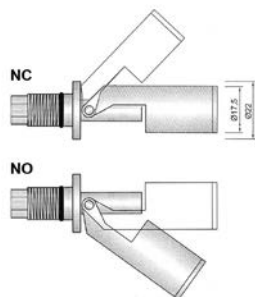
miscellaneous

			
GEV No.	348033	Ref. No.	3124104 3124216 80003235
description	position switch with roller 1NO/1CO L 65mm W 30mm H 30mm SCHMERSAL		
For models:	BAVARIA2000, GKTS2600, GM170, GM85, GR1200, GR1210, GR1220, GR1221, GR1230, GR1231, GR1320, GR1321, GR1400, GR1410, GR1420, GR1430, GR62, GR62-1, GR62-2, GR62-3, GR63, GR63-1, GS100, GS100-1, GS40, GS405, GS41, GS41-1, GS41-3, GS41-4, GS41-4S, GS41-5, GS42, GS61, GS62, GS63, GS64, GS65, GS70, GS71, GS72, GS80, GS81, GS90, WBA, WKTS		

float switches



1



GEV No.	345446	Ref. No.	3113163 3126032 3126034 3126041 3126047 5528255 5528292
description	float switch thread M14x2 1NO or 1NC \varnothing 17.5mm L 114mm mounting \varnothing 15mm 250V 0.13A male faston 6.3mm cable length 230mm kit		
For models:	GR62-2, GR62-3, GR64, GR65, GR66, GR66-1, GS14, GS14E, GS15, GS15E, GS202, GS215, GS24, GS29, GS29B, GS302, GS310, GS315, GS402, GS41-1, GS41-4, GS41-4S, GS41-5, GS42, GS501, GS502, GS515, GS630-McDonalds, GS640, GS640-McDonalds, GS650, GS650-McDonalds, GS660, GS72, GSR36, GSR36E, GSR36E-McDonalds, GSR36-McDonalds, KTS1900, KTS2400, MTF, MTR, STR, WKT1000, WKT1200, WKTS		

accessories



1

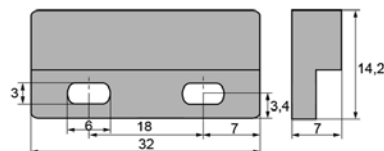
GEV No.	694619	Ref. No.	60003989
description	nut for float switch thread M14x2 \varnothing 27mm plastic		
For models:	GS202, GS215, GS302, GS310, GS315, GS402, GS501, GS502, GS515, GS630-McDonalds, GS640, GS640-McDonalds, GS650, GS650-McDonalds, GS660, GSR36, GSR36E, GSR36E-McDonalds, GSR36-McDonalds, MTF, MTR, STR, WKT1000, WKT1200		

magnetic switches


32x15mm



1



GEV No.	347186	Ref. No.	3124272
description	magnetic switch L 32mm W 15mm 1NO 175V 0.25A P max. 3W connection cable length 1350mm		
For models:	MTF, MTR, STR		

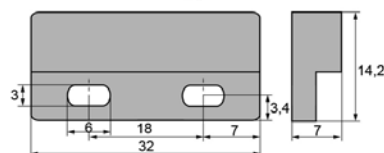


1


GEV No.	347374	Ref. No.	3124229
description	magnetic switch L 32mm W 15mm 1NO 200V 0.5A connection coded plug cable length 400mm 10W		
For models:	GS202, GS215, GS302, GS310, GS315, GS402		

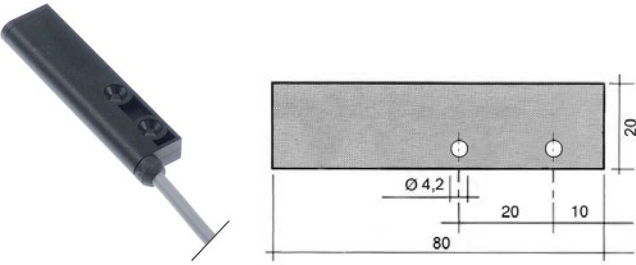


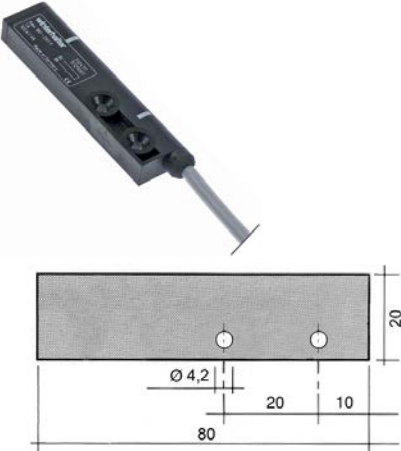
1




GEV No.	345968	Ref. No.	3124224
description	magnetic switch L 32mm W 15mm 1NO 250V 1A P max. 100W connection coded plug cable length 1000mm		
For models:	GS501, GS502, GS515, GS630-McDonalds, GS640, GS640-McDonalds, GS650, GS650-McDonalds, GS660		


			
1			
GEV No.	348028	Ref. No.	3124228
description	magnetic switch L 32mm W 15mm 250V 1A connection male faston		
For models:	AirCon, GS501, GS502, GS515		


80x20mm			
			
1			
GEV No.	347644	Ref. No.	3124190 3124199 3124221
description	magnetic switch L 80mm W 20mm 1NO 180-265V 0.5A P max. 10W connection male faston 6.3mm cable length 550mm		
For models:	GR64, GR65, GR66, GR66-1, GS14, GS14E, GS15, GS15E, GS24, GS29, GS29B, GSR36, GSR36E, GSR36E-McDonalds, GSR36-McDonalds		


			
1			
GEV No.	347912	Ref. No.	3124111
description	magnetic switch L 80mm W 20mm 1NO 250V 1A P max. 100W connection cable cable length 7000mm		
For models:	Eckfoerderer-WKT(S)-90-180, GR1210, GR1220, GR1230, KTS1900, KTS2400, WKTS		

ø 6mm			
			
1			
GEV No.	347584 ¹	Ref. No.	30000364 3124295 3124297
description	magnetic switch 200V 0.5A P max. 100W probe L 26mm 1NO connection coded plug cable length 700mm		
For models:	UC-L, UC-L-McDonalds, UC-M, UC-M-McDonalds, UC-S, UC-XL, UC-XL-McDonalds		

¹with coded connector

			
1			
GEV No.	348027	Ref. No.	3124240
description	magnetic switch 250V 1A 1NO connection cable 50W L 30mm nominal 1A		
For models:	GS202, GS215, GS302, GS310, GS315, GS402		

ø 8mm			
			
1			
GEV No.	347430	Ref. No.	3124134
description	magnetic switch 12V 1A P max. 10W probe L 50mm 1NO connection cable cable length 2500mm		
For models:	BAVARIA2000, KTS1900, KTS2400, WKT1000, WKT1200, WKTS		

miscellaneous			
			
1			
GEV No.	347921	Ref. No.	83000408
description	magnetic switch 12V 0.07A P max. 1W 1NO connection plug L 32mm L1 24mm		
For models:	GS202, GS215, GS302, GS310, GS315, GS402, GS501, GS502, GS515, UC-L, UC-L-McDonalds, UC-M, UC-M-McDonalds, UC-S, UC-XL, UC-XL-McDonalds		



accessories

magnets



1			
GEV No.	519475	Ref. No.	3124191
description	magnet ø 10mm L 10mm Hmm Wmm		
For models:	Eckfoerderer-WKT(S)-90-180, GS14, GS14E, GS15, GS15E, GS24, GS29, GS29B, GSR36, GSR36E, GSR36E-McDonalds, GSR36-McDonalds, KTS1900, KTS2400		



1			
GEV No.	347154	Ref. No.	61005155 61006243
description	magnet ø 3mm L 40mm H 12.5mm W 15mm hole distance 33mm M3 hole ø 3mm		
For models:	AirCon, GS501, GS502, GS515, GS630-McDonalds, MTF, MTR, STR		

control equipment

MOELLER/EATON

push buttons - signal lamps



1			
GEV No.	348029	Ref. No.	3124206
description	push button mounting measurements ø22mm silver green lens momentary		

accessories



1			
GEV No.	348030	Ref. No.	3124006 3124208
description	protective cover ED ø 30mm transparent for push-button H 13mm		
For models:	GM170, GM85, GR1200, GR1210, GR1220, GR1221, GR1230, GR1231, GR1320, GR1321, GR1400, GR1410, GR1420, GR1430, GR62, GR62-1, GR63, GR63-1, GS10, GS100, GS12, GS22, GS32, GS34, GS40, GS405, GS41, GS41-3, GS61, GS62, GS63, GS64, GS65, GS7, GS70, GS71, GS80, GS81, GS9, GS90		

switches (complete)

push/momentary push switches



1			
GEV No.	347920 ¹	Ref. No.	67000553
description	momentary push switch mounting measurements ø22mm green illuminated, 80-264V 2NO protection cap momentary		
For models:	GM170, GM85		

¹with rubber cap

SCHLEGEL

push buttons



1			
GEV No.	360612	Ref. No.	3124080 3124088
description	momentary switch unit mounting measurements ø16/24x24mm type momentary anthracite/transparent square		
For models:	GS12, GS34		



1			
GEV No.	360616	Ref. No.	3124077
description	momentary switch unit mounting measurements ø16/24x24mm type momentary green START square		
For models:	GS12, GS34		



1			
GEV No.	360615	Ref. No.	3124078
description	momentary switch unit mounting measurements ø16/24x24mm type momentary white 1 square		
For models:	GS12, GS34		







1			
GEV No.	360611	Ref. No.	3124079
description	momentary switch unit mounting measurements ø16/24x24mm type momentary white 2 square		
For models:	GS12, GS34		

signal element



1

GEV No.	360617	Ref. No.	3108036
description	signal lamp mounting measurements ø16/24x24mm 27x27 black/clear square socket T5.5K		
For models:	GS12, GS34		
accessories for	360617		
	GEV No.	359590	Ref. No. —
	light bulb socket T5.5K 24V 3W ø 5.5mm L 22mm clear		
	GEV No.	359591	Ref. No. —
	light bulb socket T5.5K 48V 3W ø 5.5mm L 22mm clear		
	GEV No.	359592	Ref. No. —
	light bulb socket T5.5K 12V 3W ø 5.5mm L 22mm clear		
	GEV No.	359593	Ref. No. —
	light bulb socket T5.5K 60V 0.02A		

switch blocks



1

GEV No.	359194	Ref. No.	3124082
description	contact block latching 1NC/1NO connection male faston 2.8mm illuminable socket T5.5K type AFL		
For models:	GS12, GS34		



1

GEV No.	360614	Ref. No.	3124081
description	contact block latching 2NO/2NC connection male faston 2.8mm illuminated socket T5.5K		
For models:	GS12, GS34		



1

GEV No.	360613	Ref. No.	3124083
description	contact block momentary 1NC/1NO connection male faston 2.8mm illuminated socket T5.5K		
For models:	GS12, GS34		

lamps

indicator lights

indicator lights 3-piece (housing, lens and bulb)

lamps

light bulbs



1

GEV No.	361928	Ref. No.	3108037
description	light bulb socket T5.5K 12V 20mA		
For models:	GS12, GS34		



1

GEV No.	361927	Ref. No.	3108034
description	light bulb socket T5.5K 48V 0.02A		
For models:	GS10-2, GS12, GS34		

indicator lights (complete)

30x22mm




1

GEV No.	359409	Ref. No.	3108017
description	indicator light mounting measurements 30x22mm 230V white connection male faston 6.3mm with protecting cover		
For models:	GS23, GS23H, GS25, GS27, GS4		



1


GEV No.	359406	Ref. No.	3108064
description	indicator light mounting measurements 30x22mm 230V white connection male faston 6.3mm programme		
For models:	GS100-1, GS41-1, GS41-4, GS41-4S, GS41-5, GS42, GS501, GS502, GS515, GS72		


			
1			
GEV No.	359407	Ref. No.	3108033 3108051 3108054 3108116
description	indicator light mounting measurements 30x22mm 230V white connection male faston 6.3mm temp.-resist. 85°C temperature type Marquardt 1667..		
For models:	BAVARIA2000, GR62-2, GR62-3, GR64, GR65, GR66, GR66-1, GS10-2, GS12, GS14, GS14E, GS15, GS15E, GS23, GS23S, GS24, GS27, GS27B, GS28, GS29, GS29B, GS34, GS41-5, GS42, GS501, GS502, GS515, GS8, GSR36, GSR36E, GSR36E-McDonalds, GSR36-McDonalds, KTS1900, KTS2400, WBA, WKT1200, WKTS		

LED

indicator lamps

mounting diameter 8mm


			
1			
GEV No.	360650	Ref. No.	3108111
description	indicator light LED mounting ø 8mm 12VDC red connection F2.8x0.8		
For models:	GS14, GS14E, GS15, GS15E, GS24, GS29, GS29B, GSR36, GSR36E, GSR36E-McDonalds, GSR36-McDonalds		


			
1			
GEV No.	360651	Ref. No.	3108112
description	indicator light LED mounting ø 8mm 12VDC yellow connection F2.8x0.8		
For models:	GS14, GS14E, GS15, GS15E, GS24, GS29, GS29B, GSR36, GSR36E, GSR36E-McDonalds, GSR36-McDonalds		

screw-on/push-on fit

light bulbs


for indicator lights


			
1			
GEV No.	361928	Ref. No.	3108037
description	light bulb socket T5.5K 12V 20mA		
For models:	GS12, GS34		


			
1			
GEV No.	361927	Ref. No.	3108034
description	light bulb socket T5.5K 48V 0.02A		
For models:	GS10-2, GS12, GS34		


timers

programme timers

			
1			
GEV No.	360235	Ref. No.	3105119 3105122
description	timer AKO-DIEHL 422		
For models:	GS100-1, GS12, GS23, GS27, GS28, GS34, GS41-1, GS41-4, GS41-4S, GS72		


			
1			
GEV No.	360237	Ref. No.	3105142 3105145 3105146 5528272
description	timer AKO-DIEHL 514 chambers 6 operation time 230V shaft ømm shaft Lmm voltage AC		
For models:	GS501, GS502, GS515		

			
1			
GEV No.	360461	Ref. No.	3105144
description	timer AKO-DIEHL 514 GS 501 from serial no.430572 engines 1 chambers 3 180-265V 50/60Hz manuf. no. 3105144 run-time 30s		
For models:	GS501, GS502, GS515		




1

GEV No.	360317	Ref. No.	3105106
description	timer AKO-DIEHL operation time 5min		
For models:	GR62, GR62-1, GS10, GS22, GS32, GS405, GS41, GS41-3, GS62, GS63, GS64, GS65, GS7, GS71, GS8, GS9		



1

GEV No.	360236	Ref. No.	3105100
description	timer AKO-DIEHL P10100 250V shaft ø 6x4.6mm shaft L 10mm		
For models:	GS10, GS100, GS10-2, GS12, GS22, GS23, GS23H, GS23S, GS24, GS25, GS27, GS27B, GS32, GS34, GS4, GS40, GS405, GS41, GS61, GS7, GS70, GS71, GS80, GS81, GS9, GS90		




1

GEV No.	360238	Ref. No.	3105130 3105131
description	timer EPS 1.1 V2.1 electronic engines chambers operation time 230V		
For models:	GR62-2, GR62-3, GR64, GR65, GR66, GR66-1, GS14, GS14E, GS15, GS15E, GS23S, GS24, GS29, GS29B, GS41-1, GS41-4, GS41-4S, GS41-5, GS42, GS72, GSR36, GSR36E, GSR36E-McDonalds, GSR36-McDonalds, WKT1000		

contactors


ABB

power contactors



1

GEV No.	380101	Ref. No.	3104154
description	power contactor resistive load 20A 230VAC (AC3/400V) 12A/5.5kW main contacts 3NO auxiliary contacts 1NC connection screw connection type B6-30-01 / B7-30-01		
For models:	GS202, GS215, GS24, GS302, GS310, GS315, GS402, GS630-McDonalds, GS8, GSR36, GSR36E, GSR36E-McDonalds, GSR36-McDonalds, KTS1900, KTS2400, MTF, MTR, STR, UC-L, UC-L-McDonalds, UC-M, UC-M-McDonalds, UC-S, UC-XL, UC-XL-McDonalds, WKT1200, WKT5		




1

GEV No.	381259	Ref. No.	30000861 3104058 3104059 3104162
description	power contactor resistive load 30A 100-250VAC (AC3/400V) 17A/7.5kW main contacts 3NO auxiliary contacts 1NC connection screw connection type AF16-30-01-13		
For models:	BAVARIA2000, GKTS2600, GR1210, GR1220, GR1221, GR1230, GR1231, GR1321, GR1410, GR1420, GR1430, GR62-2, GR62-3, GR64, GR65, GR66, GR66-1, GS10, GS100-1, GS12, GS14, GS14E, GS15, GS15E, GS22, GS29, GS29B, GS32, GS34, GS405, GS41, GS41-1, GS41-4, GS41-4S, GS41-5, GS42, GS501, GS502, GS515, GS62, GS63, GS64, GS640, GS640-McDonalds, GS65, GS650, GS650-McDonalds, GS660, GS7, GS71...(Other models you can see in the webshop)		

GENERAL ELECTRIC (AEG)

power contactors



1

GEV No.	381260	Ref. No.	3104068
description	power contactor resistive load 16A 230VAC (AC3/400V) 6A/3kW main contacts 3NO auxiliary contacts 1NC connection male faston 6.3mm type type AEG LS0701F		
For models:	GKTS2600, GM170, GM85, GR1210, GR1220, GR1221, GR1230, GR1231, GR1320, GR1321, GR1410, GR1420, GR1430, GR62, GR62-1, GR63, GR63-1, GS23, GS25, GS27, GS27B, GS28, GS4		



TELEMECANIQUE (Schneider Electric)

power contactors



1

GEV No.	381257	Ref. No.	3104128
description	power contactor resistive load 20A 230VAC (AC3/400V) 5A/2.2kW main contacts 2NO connection screw connection type LC1SGC200P7		
For models:	GS501, GS502, GS515		

auxiliary contactors



1

GEV No.	381256	Ref. No.	3104114
description	auxiliary contactor 230VAC AC1 10A type CA2SK11P7 connection screw contacts 1NO/1NC		
For models:	BAVARIA2000, Eckfoerderer-WKT(S)-90-180, GKTS2600, GR64, GR65, GR66, GR66-1, GS100-1, GS41-1, GS41-4, GS41-4S, GS72, WKT1000, WKT1200, WKTS		

relays

plug-in/print relays



1

GEV No.	381270	Ref. No.	3104158
description	print relay 230VAC 1CO at 250V 16A connection 8 pins raster size 5mm		
For models:	GS501, GS502, GS515, KTS1900, KTS2400, WKT1200, WKTS		



1

GEV No.	381271	Ref. No.	3104159 3104196
description	print relay 250VAC 2CO at 250V 8A connection pins raster size 5mm		
For models:	GS501, GS502, GS515, KTS1900, KTS2400, MTF, MTR, WKTS		

relay sockets



1

GEV No.	381272	Ref. No.	3104157
description	relay socket 300V voltage AC		
For models:	GS501, GS502, GS515, KTS1900, KTS2400, MTF, MTR, WKT1200, WKTS		

time relays

time relays




1


GEV No.	380363	Ref. No.	3104141
description	time relay DOLD CD7839.71 time range 1-10s 220-240VAC 4A 1CO connection grip connection		
For models:	GS29B		




1

GEV No.	380630	Ref. No.	3104150
description	time relay DOLD CD7839.71 time range 15-300s 220-240VAC 4A 1CO connection grip connection		
For models:	GM170, GM85, GR64, GR65, GR66-1, GS14, GS14E, GS15, GS15E, GS29, GSR36, GSR36E, GSR36E-McDonalds, GSR36-McDonalds		

			
1			
GEV No.	380364	Ref. No.	3104120
description	time relay DOLD IK7815.71/200 time range 1-10s 220-240VAC 10A 1CO connection grip connection		
For models:	GKTS2600, GS100-1, GS41-1, GS41-4, GS41-4S, GS72, KTS1900, KTS2400		

			
1			
GEV No.	380631	Ref. No.	3104117
description	time relay DOLD IK7816.81/200 time range 1-10s 220-240VAC 10A 1CO		
For models:	GS23H, GS23S, GS24, GS28		

miscellaneous

			
1			
GEV No.	380632	Ref. No.	3104139
description	coupling relay 230V		
For models:	BAVARIA2000, Eckfoerderer-WKT(S)-90-180, GR64, GR65, GR66, GR66-1, GS14, GS14E, GS15, GS15E, GSR36, GSR36E, GSR36E-McDonalds, GSR36-McDonalds		

transformers

encapsulated transformers


multiple connections

			
1			
GEV No.	403471	Ref. No.	3115020
description	transformer primary 230V secondary 18V 22VA secondary DCA H 60mm L 95mm W 40mm 50/60Hz		
For models:	GR64, GR65, GR66-1, GS501, GS502, GS515, GS630-McDonalds, GS640, GS640-McDonalds, GS650, GS650-McDonalds, GS660, GSR36, GSR36E, GSR36E-McDonalds, GSR36-McDonalds		


probes


producer-specific probes

probes

			
1			
GEV No.	400666	Ref. No.	3125051
description	temperature probe NTC 12kOhm cable PVC probe -40 up to +110°C cable -10 up to 100°C connection 2-wire thread probe ø7x45mm cable length 1.7m		
For models:	GS202, GS215, GS302, GS310, GS315, GS402		

			
1			
GEV No.	403310	Ref. No.	61006359
description	temperature probe NTC 12kOhm cable rubber probe -40 up to +110°C cable -10 up to 100°C connection coded plug thread probe ø13x15mm cable length 1.8m		
For models:	STR		

			
1			
GEV No.	403311	Ref. No.	71002590
description	temperature probe NTC 12kOhm cable silicone probe -40 up to +110°C cable -50 up to +180°C connection 2-wire thread M10x1 probe ø8.5x22mm cable length 4.5m		
For models:	MTF, MTR		



1

GEV No.	402202	Ref. No.	3125036 70004624
description	temperature probe PTC 2kOhm cable probe -50 up to +150°C cable connection male faston 2.8mm thread M10 probe ø8x140mm cable lengthm		
For models:	WKTS		


electronics

PCBs



1

GEV No.	400663	Ref. No.	3124222
description	control PCB dishwasher GS 202/215/302		
For models:	GS202, GS215, GS302, GS310, GS315, GS402, GS501, GS502, GS515, GS630-McDonalds, GS640, GS640-McDonalds, GS650, GS650-McDonalds, GS660, STR		



1

GEV No.	400664	Ref. No.	3105139 3105140 3105141
description	control PCB dishwasher GS 202/215/302 WPS004		
For models:	GS202, GS215, GS302, GS310, GS315, GS402, GS501, GS502, GS515, GS630-McDonalds, GS640, GS640-McDonalds, GS650, GS650-McDonalds, GS660		



1

GEV No.	401848	Ref. No.	3105155
description	control PCB MTR/MTS WPS004Slave		
For models:	MTF, MTR		




1

GEV No.	400658	Ref. No.	3113082 3113108 5528253
description	PCB		
For models:	GS14, GS14E, GS15, GS15E, GS29B		



1

GEV No.	402814	Ref. No.	3113180
description	PCB dishwasher GS 202/215/302 for softstart type WSA4		
For models:	GS202, GS215, GS302, GS310, GS315, GS402		




1


GEV No.	400667	Ref. No.	3113164
description	PCB dishwasher GS 202/215/302 level control		
For models:	GS202, GS215, GS302, GS310, GS315, GS402, GS501, GS502, GS515, GS640, GS640-McDonalds, GS650, GS650-McDonalds, GS660		


			
1			
GEV No.	402931	Ref. No.	3113165
description	PCB dishwasher GS501/502/515 L 80mm W 40mm level control		
For models:	GS501, GS502, GS515		

keypads

front foils

			
1			
GEV No.	403745	Ref. No.	61006610
description	front foil dishwasher L 126mm W 35mm		
For models:	GS502, GS515		

			
1			
GEV No.	403744	Ref. No.	3124291
description	front foil dishwasher UC L 268mm W 60mm		
For models:	UC-L, UC-L-McDonalds, UC-M, UC-M-McDonalds, UC-S, UC-XL, UC-XL-McDonalds		


			
1			
GEV No.	694712	Ref. No.	3124223
description	keypad foil dishwasher GS202/215/302/310/315 L 180mm W 50mm		
For models:	GS202, GS215, GS302, GS310, GS315, GS402, GS501, GS502, GS515, GS640, GS640-McDonalds, GS650, GS650-McDonalds, GS660		

solenoid valves

solenoid valves (water)




MÜLLER


medium temperature: 90°C
duty cycle: 100%


			
1			
GEV No.	374044	Ref. No.	3106038
description	solenoid valve single angled 230VAC inlet 3/4" outlet 14.5mm DN10 t.max. 90°C duty cycle 100% MÜLLER		

solenoid valves with reducers

single


			
1			
GEV No.	370740	Ref. No.	3106197 60004251
description	Read switch kit straight 230VAC inlet 3/4" outlet 14.5mm input 8l/min DN10 t.max. 90°C MÜLLER plastic flow regulating valve inlet brown		
For models:	GS501, GS502, GS515, GSR36, GSR36E, GSR36E-McDonalds, GSR36-McDonalds, MTF, MTR, WKTS		
spare parts for	370740		
	GEV No.	370002	Ref. No. —
	solenoid valve single straight 230VAC inlet 3/4" outlet 14.5mm DN10 t.max. 90°C duty cycle 100% MÜLLER		
	GEV No.	371201	Ref. No. —
	reducer MÜLLER type MR04 flow rate 8l/min mounting measurements 19mm nominal flow at 4bar pressure range 0 up to 10bar approval KTW tolerance ±15% black		

			
1			
GEV No.	370716	Ref. No.	3106196 60004147
description	solenoid valve kit single straight 220-240VAC inlet 3/4" outlet 14.5mm input 5l/min t.max. 90°C MÜLLER SVGW plastic		
For models:	GR66-1, GS14, GS14E, GS15, GS15E, GS29B, GS501, GS502, GS515, GS640, GS640-McDonalds, GS650, GS650-McDonalds, GS660, GSR36, GSR36E, GSR36E-McDonalds, GSR36-McDonalds, MTF, MTR, STR		

			
1			
GEV No.	370697	Ref. No.	60004148
description	solenoid valve kit single straight 230VAC inlet 3/4" outlet 14.5mm input 15l/min 10 t.max. 90°C duty cycle 100% MÜLLER 1.010.125 plastic		
For models:	MTF, MTR, STR		

spare parts and accessories

spare parts sets

			
1			
GEV No.	371011	Ref. No.	3106047 3106048 3106049 3106073
description	spare parts kit membrane with long star star height 8mm MÜLLER		
For models:	GM170, GM85, GR1200, GR1400, GR1410, GR1420, GR1430, GS12, GS25, GS29, GS34, GS4, GS72, H52, WKTS, ZU22		

solenoid coils



1

GEV No.	371017	Ref. No.	3106046 3106108
description	solenoid coil MÜLLER 230VAC connection male faston 6.3mm		
For models:	GR1200, GR1400, GR1410, GR1420, GR1430, GS12, GS25, GS29, GS34, GS4, GS72, H52, WKTS		

reducers

inlet side



1

GEV No.	371202	Ref. No.	3106104
description	reducer MÜLLER type MR04 flow rate 10l/min mounting measurements 19mm nominal flow at 4bar pressure range 0 up to 10bar approval KTW tolerance ±15% white		
For models:	WKTS		

filters



1

GEV No.	371122	Ref. No.	3106118
description	solenoid valve filter ø 19mm H 10mm suitable for MÜLLER		
For models:	BAVARIA2000, GKTS2600, GR1221, GR1231, GR1321, GR62, GR62-1, GS100-1, GS12, GS23H, GS28, GS29, GS41-3, WKTS, ZU22		

miscellaneous



1

GEV No.	371009	Ref. No.	3106117
description	compression spring for solenoid coil		
For models:	GS29, GS72, WKTS, ZU22		

ROBERTSHAW/INVENSYS

medium temperature: 90°C 90°C 60°C
ambient temperature: 60°C 25°C 60°C
duty cycle: 40% 100% 100%



1

GEV No.	374045	Ref. No.	3106043 3106116 3106182
description	solenoid valve double straight 230VAC inlet 3/4" outlet 13.5mm DN10 EATON (INVENSYS)		
For models:	BAVARIA2000, GKTS2600, GR1200, GR1210, GR1220, GR1230, GR1320, GR1400, GR62, GR62-1, GR62-2, GR62-3, GR64, GR65, GR66, GR66-1, GS10, GS100, GS100-1, GS10-2, GS12, GS14, GS14E, GS15, GS15E, GS22, GS24, GS32, GS34, GS40, GS405, GS41, GS41-1, GS41-3, GS41-4, GS41-4S, GS41-5, GS42, GS61, GS62, GS63, GS64, GS65, GS7, GS70, GS71, GS72, GS8, GS80, GS81...(Other models you can see in the webshop)		

solenoid valves with reducers

single




1


GEV No.	374046	Ref. No.	3106044 3106180
description	solenoid valve single straight 230VAC inlet 3/4" outlet 13.5mm input 15l/min t.max. 90°C EATON (INVENSYS) plastic flow regulating valve inlet grey		
For models:	GR1200, GR1210, GR1220, GR1221, GR1230, GR1231, GR1321, GR1400, GR1410, GR1420, GR1430, GS100-1, GS14, GS14E, GS15, GS15E, GS23, GS23H, GS23S, GS24, GS25, GS27, GS27B, GS28, GS29, GS29B, GS4, GS41-5, GS501, GS502, GS515, GS62, GS63, GS64, GS640, GS640-McDonalds, GS65, GS650, GS650-McDonalds, GS660, GS72, STR, WKTS		




1


GEV No.	374047	Ref. No.	3106215
description	solenoid valve single straight 230VAC inlet 3/4" outlet 13.5mm input 5.5l/min t.max. 90°C EATON (INVENSYS) plastic flow regulating valve inlet yellow		
For models:	GS202, GS215, GS302, GS310, GS315, GS402, GS640, GS640-McDonalds, GS650, GS650-McDonalds, GS660		

			
1			
GEV No.	374048	Ref. No.	3106174
description	solenoid valve single straight 230VAC inlet 3/4" outlet 13.5mm input 5l/min DN10 t.max. 90°C EATON (INVENSYS) plastic		
For models:	GR66-1, GS14, GS14E, GS15, GS15E, GS29, GS501, GS502, GS515, GS640, GS640-McDonalds, GS650, GS650-McDonalds, GS660, GSR36, GSR36E, GSR36E-McDonalds, GSR36-McDonalds		


			
1			
GEV No.	370739	Ref. No.	3106179
description	solenoid valve single straight 230VAC inlet 3/4" outlet 14.5mm Inven-sys plastic flow regulating valve inlet orange		
For models:	GSR36, GSR36E, GSR36E-McDonalds, GSR36-McDonalds, WKTS		

			
1			
GEV No.	374049	Ref. No.	3106214
description	solenoid valve single straight 230VAC inlet 3/4" outlet 14mm input 15l/min plastic		
For models:	GS202, GS215, GS302, GS310, GS315, GS402, GS640, GS640-McDo-nalds, GS650, GS650-McDonalds, GS660		

with coded terminal

			
1			
GEV No.	370671	Ref. No.	3106250
description	solenoid valve single straight 230VAC inlet 3/4" outlet 11.5mm DN10 EATON (INVENSYS) plastic flow regulating valve inlet violet		
For models:	GS630-McDonalds, UC-L, UC-L-McDonalds, UC-M, UC-M-McDonalds, UC-S, UC-XL, UC-XL-McDonalds		

various


			
1			
GEV No.	370596	Ref. No.	83000403 83000460
description	solenoid valve 230VAC plastic		
For models:	GS202, GS215, GS302, GS310, GS315, GS402, GS501, GS502, GS515, UC-L, UC-L-McDonalds, UC-M, UC-M-McDonalds, UC-S, UC-XL, UC-XL-McDonalds		

metal

ASCO

spare parts and accessories

kits

			
1			
GEV No.	371118	Ref. No.	3106085 3106115
description	spare parts kit type D size 3/4"		
For models:	GKTS2600, GR1210, GR1220, GR1221, GR1230, GR1231, GR1320, GR1321, GS62, GS63, GS64, GS65, WBA, WKTS		

drain valves

			
1			
GEV No.	370629	Ref. No.	3106045 3106053 5519091
description	drain solenoid valve 230V single inlet 46mm outlet 1 1/2" ETmm t.max. 95°C DN 40mm		
For models:	GM170, GM85, GR1410, GR1420, GR1430, GR63, GR63-1, GR64, GR65, GR66, GR66-1, WBA		

Solenoid valve - accessories

filters

			
1			
GEV No.	371122	Ref. No.	3106118
description	solenoid valve filter ø 19mm H 10mm suitable for MÜLLER		
For models:	BAVARIA2000, GKTS2600, GR1221, GR1231, GR1321, GR62, GR62-1, GS100-1, GS12, GS23H, GS28, GS29, GS41-3, WKTS, ZU22		



1

GEV No.	370467	Ref. No.	3106186
description	solenoid valve filter suitable for ELBI		
For models:	GR62-2, GR62-3, GR64, GR65, GR66, GR66-1, GS10, GS10-2, GS14, GS14E, GS15, GS15E, GS202, GS215, GS22, GS23S, GS24, GS29, GS29B, GS302, GS310, GS315, GS32, GS402, GS41-1, GS41-4, GS41-4S, GS41-5, GS42, GS501, GS502, GS515, GS640, GS640-McDonalds, GS650, GS650-McDonalds, GS660, GS7, GS72, GS8, GS81, GS9, GSR36, GSR36E, GSR36E-McDonalds, GSR36-McDonalds, RoMatik, RoMatik150, UC-L, UC-L-McDonalds...(Other models you can see in the webshop)		



1

GEV No.	370619	Ref. No.	83000402
description	repair kit plug type coded plug 220-240V voltage AC for regeneration valve		
For models:	GS202, GS215, GS302, GS310, GS315, GS402, GS501, GS502, GS515, UC-L, UC-L-McDonalds, UC-M, UC-M-McDonalds, UC-S, UC-XL, UC-XL-McDonalds		

pressure switches

for warewashing

ø 45mm with male faston 6.3mm

with connection vertical



1

GEV No.	543019	Ref. No.	3126020
description	pressure control pressure range 100/60mbar connection 6mm ø 45mm pressure connection vertical half-round warewashing		
For models:	GR62-2, GR62-3, GS10-2, GS12, GS34, GS8		



1

GEV No.	543017	Ref. No.	3126003 3126008 3126021 3126023
description	pressure control pressure range 105/75mbar connection 6mm ø 45mm pressure connection vertical warewashing		
For models:	GR1200, GR1400, GR62, GR62-1, GS10, GS100, GS100-1, GS22, GS32, GS40, GS40S, GS41, GS41-1, GS41-3, GS41-4, GS41-4S, GS41-5, GS42, GS61, GS62, GS63, GS64, GS65, GS7, GS70, GS71, GS80, GS81, GS9, GS90, WBA, WKT1000, WKT1200, WKTS		



1

GEV No.	543018	Ref. No.	3126035
description	pressure control pressure range 120/60mbar connection 6mm ø 45mm pressure connection vertical half-round warewashing		
For models:	GS14, GS14E, GS15, GS15E, WKTS		




1

GEV No.	543020	Ref. No.	3126018 3126028 80003155
description	pressure control pressure range 160/80mbar connection 6mm ø 45mm pressure connection vertical half-round warewashing		
For models:	GKTS2600, GR1210, GR1220, GR1221, GR1230, GR1231, GR1320, GR1321, GR64, GR65, GS501, GS502, GS515, GS72, KTS1900, KTS2400, WBA		



1

GEV No.	543016	Ref. No.	3126009 3126019
description	pressure control pressure range 55/35mbar connection 6mm ø 45mm pressure connection vertical warewashing		
For models:	GS12, GS23, GS23H, GS23S, GS25, GS27, GS27B, GS34, GS4, KTS1900, KTS2400, WKTS		

			
1			
GEV No.	543021	Ref. No.	3126029
description	pressure control pressure range 85/55mbar connection 6mm ø 54mm pressure connection vertical warewashing		
For models:	BAVARIA2000, GS24, GS29, GS29B		

pressure transmitters

			
1			
GEV No.	541149	Ref. No.	3126044
description	pressure transmitter pressure range 0-30mbar output voltage 0.5-3.5VDC input voltage 5VDC max 200mbar		
For models:	GS202, GS215, GS302, GS310, GS315, GS402, GS501, GS502, GS515, GS630-McDonalds, GS640, GS640-McDonalds, GS650, GS650-McDonalds, GS660, MTF, MTR, STR, UC-L, UC-L-McDonalds, UC-M, UC-M-McDonalds, UC-S, UC-XL, UC-XL-McDonalds		

flow meters and flow sensors

flow meters

miscellaneous


			
1			
GEV No.	502056	Ref. No.	60003512
description	flow meter set WSE suitable for WINTERHALTER		
For models:	GS202, GS215, GS302, GS310, GS315, GS402, GS501, GS502, GS515, GS640, GS650, GS660		

motors

gear motors

for dishwashers

			
1			
GEV No.	600041	Ref. No.	3116062 3116079 61006607
description	gear motor type 404988 12W 24V voltage DCHz phase 28rpm shaft ø 7.5mm L 160mm W 100mm H 80mm for dishwasher		
For models:	GR64, GR65, GR66-1, GS501, GS502, GS515, GS630-McDonalds, GS640, GS640-McDonalds, GS650, GS650-McDonalds, GS660, GSR36, GSR36E, GSR36E-McDonalds, GSR36-McDonalds		


			
1			
GEV No.	500930	Ref. No.	3116070
description	gear motor type S01-M1C6/4 90/120W 230/400V 50/60Hz 3 phase shaft ø 14mm L 265mm W 120mm H 175mm for dishwasher		
For models:	Eckfoerderer-MTR-STR-180, Eckfoerderer-MTR-STR-90, Eckfoerderer-WKT(S)-90-180, WKT1200, WKTS		

pumps

wash and rinse pumps

ATB

pumps

			
1			
GEV No.	501458	Ref. No.	5514023 5514076 5514190
description	pump inlet ø outlet ø type AF90S/2F-12 230/400V 50Hz 3 phase 2kW 2.7HP L 330mm rotation direction left without pump casing		
For models:	GR63, GR63-1, GS62, GS63, GS64, GS65		

FIR

pumps





1

GEV No.	499327	Ref. No.	3102549
description	pump inlet ø 30mm outlet ø 35mm type 5215.4150 200-254/346-440VV 50Hz 3 phase		
For models:	MTF, MTR		
spare parts for	499327		
	GEV No.	521079	Ref. No.
			3102528

fanwheel cover ø 155mm H 70mm plastic



1

GEV No.	500549	Ref. No.	3102065
description	pump inlet ø 45mm outlet ø 40mm type 2220 230V 50Hz 1 phase 0.73kW 1HP L 235mm rotation direction right capacitor 16µF FIR		
For models:	GS10, GS22, GS32, GS7, GS9		
spare parts for	500549		
	GEV No.	365021	Ref. No. —
	operating capacitor capacity 16µF 425V tolerance 5% 50/60Hz ambient temperature max. -25 to +85°C ø 35mm L 73mm single M8 plastic connection male faston 6.3mm 416.10.99 protection		
	GEV No.	502007	Ref. No. —
	pump cover gasket		
	GEV No.	502014	Ref. No. 3102200
	pump cover FIR inlet ø 45mm outlet ø 40mm		
	GEV No.	510529	Ref. No. —
	impellor ø 103mm H 30mm shaft intake ø 9/8mm rotation direction right blades 6		
	GEV No.	510692	Ref. No. —
	mechanical shaft seal for shaft ø 11mm slide ring ext. ø 24mm slide ring H 13mm counter ring mounting ø 26mm height counter ring 8mm counter ring int. ø 14mm		




1

GEV No.	501461	Ref. No.	3102014 3102015 3102276
description	pump inlet ø 45mm outlet ø 40mm type 3911.1421 230V 50Hz 1 phase 0.55kW 0.75HP L 205mm rotation direction right capacitor 12.5µF FIR		
For models:	GS23, GS25, GS27, GS27B, GS28, GS29, GS29B, GS4		






1



GEV No.	500550	Ref. No.	3102260
description	pump inlet ø 45mm outlet ø 40mm type 3983 230V 50Hz 1 phase 0.37kW 0.5HP L 210mm rotation direction right capacitor 12.5µF FIR		
For models:	GS24		
spare parts for	500550		
	GEV No.	502014	Ref. No. 3102200
	pump cover FIR inlet ø 45mm outlet ø 40mm		











1

GEV No.	499277	Ref. No.	3102363
description	pump inlet ø 45mm outlet ø 40mm type 4261/1 230V 50Hz 1 phase 0.55kW L 210mm rotation direction right capacitor 12.5µF WINTERHALTER		
For models:	GSR36, GSR36E, GSR36E-McDonalds, GSR36-McDonalds		

			
1			
GEV No.	500278	Ref. No.	5514011 5514085
description	pump inlet ø 57mm outlet ø 49mm type AF90L/2C-12 400V 50Hz 3 phase 2.7kW 3.7HP L 400mm rotation direction right FIR inlet ø 57mm outlet ø 49mm		
For models:	GR1200, GR1400, GR62, GR62-1, GR62-2, GR62-3, GS100, GS100-1, GS40, GS405, GS41, GS61, GS62, GS63, GS64, GS65, GS70, GS71, GS72, GS80, GS81, GS90		
spare parts for	500278		
	GEV No.	507558	Ref. No. —
	mechanical shaft seal for shaft ø 7mm height counter ring 5mm ID ø 6.75mm ED ø 20mm mounting ø counter ring 18.5 / slide ring 20mm		
	GEV No.	510683	Ref. No. —
	O-ring EPDM thickness 3mm ID ø 79mm Qty 1 pcs		

			
1			
GEV No.	501457	Ref. No.	3102470
description	pump inlet ø 63mm outlet ø 53mm type 1204 230/400V 50Hz 3 phase 1.5kW 2HP L 328mm rotation direction left FIR		
For models:	GS501, GS502, GS515		
spare parts for	501457		
	GEV No.	502013	Ref. No. 3102204
	pump cover FIR inlet ø 63mm outlet ø 53mm supporting pressure 1/2" turn direction left ø 185mm ID ø 150mm inner height 37mm		
	GEV No.	510604	Ref. No. —
	impellor ø 118mm H 34mm M8R rotation direction left		


spare parts for	501457		
	GEV No.	510693	Ref. No. —
	mechanical shaft seal for shaft ø 12mm slide ring ext. ø 24mm slide ring H 15.5mm slide ring int. ø 11mm counter ring mounting ø 24mm height counter ring 8mm counter ring int. ø 13.5mm		
	GEV No.	524416	Ref. No. 3102209
	pump cover gasket thickness 4x4mm Qty 1 pcs		





			
1			
GEV No.	501463	Ref. No.	3102019 3102028 3102086 3102087 3102263 3102268 3102269 3102270 3102364 3102411
description	pump inlet ø 63mm outlet ø 53mm type 1241.2780 230/400V 50Hz 3 phase 1.1kW 1.5HP L 335mm rotation direction left FIR		
For models:	GM170, GM85, GS10, GS10-2, GS12, GS22, GS32, GS34, GS40, GS405, GS41, GS41-1, GS41-3, GS41-4, GS41-4S, GS41-5, GS42, GS501, GS502, GS515, GS61, GS7, GS70, GS71, GS9, KTS1900, KTS2400, MTF, MTR, STR, WBA, WKT1200, WKT5		
spare parts for	501463		
	GEV No.	502013	Ref. No. 3102204
	pump cover FIR inlet ø 63mm outlet ø 53mm supporting pressure 1/2" turn direction left ø 185mm ID ø 150mm inner height 37mm		
	GEV No.	510523	Ref. No. —
	fan wheel ø 142mm shaft intake ø 15mm blades 12		
	GEV No.	510612	Ref. No. —
	impellor ø 110mm H 34mm M8R		
	GEV No.	510693	Ref. No. —
	mechanical shaft seal for shaft ø 12mm slide ring ext. ø 24mm slide ring H 15.5mm slide ring int. ø 11mm counter ring mounting ø 24mm height counter ring 8mm counter ring int. ø 13.5mm		
	GEV No.	524416	Ref. No. 3102209
	pump cover gasket thickness 4x4mm Qty 1 pcs		










GEV No.	501459	Ref. No.	3102089 3102265 3102419
description	pump inlet ø 63mm outlet ø 53mm type 1241/1 230/240V 50Hz 1 phase 1.1kW 1.5HP L 330mm rotation direction left capacitor 31.5µF FIR		
For models:	GM170, GM85, GS10, GS10-2, GS12, GS22, GS32, GS41-1, GS41-4, GS41-4S, GS41-5, GS501, GS502, GS515, GS7, GS9		
spare parts for	501459		
	GEV No.	365016	Ref. No. —
	operating capacitor capacity 31.5µF 400V tolerance 5%Hz ambient temperature max. -25 to +85°C ø 45mm L 95mm M8 plastic connection male faston 6.3mm protection		
	GEV No.	502013	Ref. No. 3102204
	pump cover FIR inlet ø 63mm outlet ø 53mm supporting pressure 1/2" turn direction left ø 185mm ID ø 150mm inner height 37mm		
	GEV No.	510612	Ref. No. —
	impellor ø 110mm H 34mm M8R		
	GEV No.	510693	Ref. No. —
	mechanical shaft seal for shaft ø 12mm slide ring ext. ø 24mm slide ring H 15.5mm slide ring int. ø 11mm counter ring mounting ø 24mm height counter ring 8mm counter ring int. ø 13.5mm		
	GEV No.	524416	Ref. No. 3102209
	pump cover gasket thickness 4x4mm Qty 1 pcs		



GEV No.	501462	Ref. No.	3102090 3102091 3102277
description	pump inlet ø 63mm outlet ø 53mm type 2204/D 230V 50Hz 1 phase 0.73kW 1HP L 260mm rotation direction left capacitor 20µFµF FIR		
For models:	BAVARIA2000, GS14, GS14E, GS15, GS15E, GS501, GS502, GS515, GS8		
spare parts for	501462		
	GEV No.	365019	Ref. No. —
	operating capacitor capacity 20µF 400V tolerance 5% 50/60Hz ambient temperature max. -25 to +85°C ø 39.5mm L 70mm M8 plastic connection male faston 6.3mm 16.10.25. protection		
	GEV No.	502013	Ref. No. 3102204
	pump cover FIR inlet ø 63mm outlet ø 53mm supporting pressure 1/2" turn direction left ø 185mm ID ø 150mm inner height 37mm		
	GEV No.	510693	Ref. No. —
	mechanical shaft seal for shaft ø 12mm slide ring ext. ø 24mm slide ring H 15.5mm slide ring int. ø 11mm counter ring mounting ø 24mm height counter ring 8mm counter ring int. ø 13.5mm		
	GEV No.	521219	Ref. No. 3102231
	impellor ø 106mm H 27mm thread M8R shaft ø 28mm shaft length 10mm seat ø 12mm blades 6		
	GEV No.	524416	Ref. No. 3102209
	pump cover gasket thickness 4x4mm Qty 1 pcs		

			
1			
GEV No.	499108	Ref. No.	3102392 3102573
description	pump inlet ø 63mm outlet ø 53mm type 4205.2703 230/400V 50Hz 3 phase 1.38kW 1.85HP L 330mm rotation direction left FIR		
For models:	GR64, GR65, GS640, GS640-McDonalds, GS650, GS650-McDonalds, MTF, MTR, WKTS		
spare parts for	499108		
	GEV No.	502013	Ref. No. 3102204
	pump cover FIR inlet ø 63mm outlet ø 53mm supporting pressure 1/2" turn direction left ø 185mm ID ø 150mm inner height 37mm		
	GEV No.	502122	Ref. No. 3102407
	impellor ø 119mm H 33mm M8R		
	GEV No.	510693	Ref. No. —
	mechanical shaft seal for shaft ø 12mm slide ring ext. ø 24mm slide ring H 15.5mm slide ring int. ø 11mm counter ring mounting ø 24mm height counter ring 8mm counter ring int. ø 13.5mm		

			
1			
GEV No.	501460	Ref. No.	3102037 3102040 3102332
description	pump outlet ø 27mm type 4186.1500 230V 50Hz 1 phase 0.25kW 0.33HP L 170mm rotation direction right capacitor 12.5µF FIR outlet ø 27mm		
For models:	GS23, GS23H, GS23S, GS25, GS27, GS4, GS40, GS61, GS70		
spare parts for	501460		
	GEV No.	502012	Ref. No. 3102215
	pump cover bottom part for wash pump		
	GEV No.	502015	Ref. No. 3102217
	impellor ø 86mm H 22mm shaft intake ø 9/8mm		

spare parts for	501460		
	GEV No.	503147	Ref. No. 3102216
	pump cover gasket thickness 3.53mm ID ø 148.8mm Qty 1 pcs		
	GEV No.	510695	Ref. No. —
	mechanical shaft seal height counter ring 5.5mm ID ø 11mm		
accessories for	501460		
	GEV No.	365014	Ref. No. —
	operating capacitor capacity 12.5µF 450V tolerance 5%Hz ambient temperature max. -25 to +85°C ø 35mm L 70mm M8 plastic connection male faston 6.3mm 45S.C3DS.12.5 protection		
	GEV No.	521730	Ref. No. 2707024
	flange gasket EPDM thickness 5mm ID ø 155mm Qty 1 pcs		





HANNING

pumps

			
1			
GEV No.	500279	Ref. No.	3102051 3102288 3102444 3102477
description	pump inlet ø 28mm outlet ø 26mm type UP60-357 220/240V 50Hz 1 phase 0.25kW 0.34HP L 190mm rotation direction left capacitor 5µF HANNING		
For models:	BAVARIA2000, GR62-2, GR62-3, GR64, GR65, GR66, GR66-1, GS14, GS14E, GS15, GS15E, GS24, GS29, GS29B, GS41-1, GS41-4, GS41-4S, GS41-5, GS42, GS501, GS502, GS515, GS640, GS640-McDonalds, GS650, GS650-McDonalds, GS660, GS72, GSR36, GSR36E, GSR36E-McDonalds, GSR36-McDonalds, KTS1900, KTS2400, MTF, MTR, STR, WKT1000, WKT1200, WKTS		
spare parts for	500279		
	GEV No.	365017	Ref. No. —
	operating capacitor capacity 5µF 450V tolerance 5% 50/60Hz ambient temperature max. -25 to +85°C ø 28mm L 54mm M8 plastic connection male faston 6.3mm 16.10.08 protection		
	GEV No.	507558	Ref. No. —
	mechanical shaft seal for shaft ø 7mm height counter ring 5mm ID ø 6.75mm ED ø 20mm mounting ø counter ring 18.5/slide ring 20mm		
	GEV No.	524695	Ref. No. 3102466
	impellor ø 72mm H 24mm rotation direction left thread M6L suitable for HANNING blades 6		
	GEV No.	532644	Ref. No. 4004023
	O-ring EPDM thickness 3mm ID ø 78mm Qty 1 pcs		





1

GEV No.	500571	Ref. No.	3102461 3102539 3102561 3102589
description	pump inlet ø 28mm outlet ø 26mm type UP60-442 200/240V 50/60Hz 1 phase 0.2/0.3kW 0.19HP L 190mm rotation direction left capacitor 5µF auxiliary pressure connection 12mm supporting pressure closed HANNING p max 1bar Qmax. 160l/min		
For models:	GS202, GS215, GS302, GS310, GS315, GS402, GS630-McDonalds, UC-L, UC-L-McDonalds, UC-M, UC-M-McDonalds, UC-S, UC-XL, UC-XL-McDonalds		
spare parts for	500571		
	GEV No.	365131	Ref. No. —
	capacitor capacity 5µF 450V tolerance 5% 50/60Hz ambient temperature max. -25 to +85°C ø 30mm L 60mm M8 aluminium connection male faston 6.3mm protection		
	GEV No.	507558	Ref. No. —
	mechanical shaft seal for shaft ø 7mm height counter ring 5mm ID ø 6.75mm ED ø 20mm mounting ø counter ring 18.5/slide ring 20mm		
	GEV No.	524695	Ref. No. 3102466
	impellor ø 72mm H 24mm rotation direction left thread M6L suitable for HANNING blades 6		
	GEV No.	532644	Ref. No. 4004023
	O-ring EPDM thickness 3mm ID ø 78mm Qty 1 pcs		

wash pump motors





1

GEV No.	499278	Ref. No.	30000167 WP60-149 + Zubeh÷r
description	pump kit 620W 200V 50Hz 3 phase connection coded plug WINTERHALTER L 155mm type WP60-149 shaft ø 12mm		
For models:	UC-L, UC-L-McDonalds, UC-M, UC-M-McDonalds, UC-S, UC-XL, UC-XL-McDonalds		
spare parts for	499278		
	GEV No.	502060	Ref. No. 60003591
	gasket set for drain unit		
	GEV No.	502065	Ref. No. 60003593
	impellor set ø 95mm		



1

GEV No.	500975	Ref. No.	3102481 60003595
description	pump motor type WP60-122 670/730W 220/240V 50/60Hz 1 phase capacitor 10µF		
For models:	GS202, GS215, GS302, GS310, GS315, GS402		
accessories for	500975		
	GEV No.	502065	Ref. No. 60003593
	impellor set ø 95mm		
	GEV No.	502083	Ref. No. 60003592
	impellor set ø 92mm		

booster pumps I



1

GEV No.	499274	Ref. No.	3102385
description	pump inlet ø 11.5 outlet ø 11.5 type PMP45DX 230V 50Hz 1 phase 0.4kW L 235mm rotation direction right LGB		
For models:	WKTS		



1

GEV No.	501520	Ref. No.	30000836
description	pump inlet ø 6mm outlet ø 6mm type C042206 220/240V 50/60Hz 1 phase 0.33kW L 130mm capacitor 7µF RPM		

drain pumps

HANNING



1

GEV No.	500547	Ref. No.	30012591 3102480
description	drain pump 65W 230V inlet ømm outlet ømm 50Hz type BE20B2-095 HANNING without lid		
For models:	GS202, GS215, GS302, GS310, GS315, GS402, UC-L, UC-L-McDonalds, UC-M, UC-M-McDonalds, UC-S, UC-XL, UC-XL-McDonalds		



1

GEV No.	499275	Ref. No.	5528111
description	drain pump 70W 220-240V inlet ø 24mm outlet ø 24mm 50Hz type BE22B3-725 HANNING kit		
For models:	GS8		



1

GEV No.	499276	Ref. No.	5528159
description	drain pump 70W 220-240V inlet ø 24mm outlet ø 24mm 50Hz type BE22B3-725 HANNING kit		
For models:	GS14, GS14E, GS15, GS15E, GS29, GS29B		



1

GEV No.	501466	Ref. No.	3102010 3102050
description	drain pump 70W 230V inlet ø 24mm outlet ø 24mm 50Hz type BE22B3-725 HANNING		
For models:	GS14, GS14E, GS15, GS15E, GS23S, GS24, GS25, GS29, GS29B, GS4, GSR36, GSR36E, GSR36E-McDonalds, GSR36-McDonalds		

miscellaneous



1

GEV No.	501588	Ref. No.	3102410
description	drain pump inlet ø 24mm outlet ø 24mm 230V 170W 50/60Hz		
For models:	GS501, GS502, GS515, GS630-McDonalds, GS640, GS640-McDonalds, GS650, GS650-McDonalds, GS660, MTF, MTR, STR		

accessories



1

GEV No.	521015	Ref. No.	3102431
description	fan wheel shaft intake ø 7.7mm ø 78mm H 14mm		
For models:	GS501, GS502, GS515, GS640, GS640-McDonalds, GS650, GS650-McDonalds, GS660, MTF, MTR, STR		

accessories

pump covers



1

GEV No.	521021	Ref. No.	3102243
description	pump cover inlet ø 62mm outlet ø 61mm suitable for FIR pump type 4276		
For models:	GR62-2, GR62-3, GR66, GR66-1, GS660, GS72, KTS1900, KTS2400, WBA, WKT1000		

pump cover gaskets



GEV No.	698509	Ref. No.	3102203
description	pump cover gasket thickness 4mm		
For models:	GS10, GS22, GS23, GS24, GS25, GS27, GS27B, GS28, GS29, GS29B, GS32, GS4, GS7, GS9, GSR36, GSR36E, GSR36E-McDonalds, GSR36-McDonalds		

filters

interference suppression filters



GEV No.	365163	Ref. No.	3113072
description			
For models:	GR1221, GR1231, GR1321, GR62-2, GR62-3, GR66, GS100-1, GS41-5, GS42, GS72, WKT1000, WKT1200, WKTS		

condensators & interference suppression filters

operating capacitors

plastic



GEV No.	365202	Ref. No.	3113099
description	operating capacitor capacity 5µF 450V with plastic sheathing		
For models:	BAVARIA2000, GR62-2, GR62-3, GR64, GR65, GR66, GR66-1, GS14, GS14E, GS15, GS15E, GS202, GS215, GS24, GS29, GS29B, GS302, GS310, GS315, GS402, GS41-1, GS41-4, GS41-4S, GS41-5, GS42, GS501, GS502, GS515, GS630-McDonalds, GS640, GS640-McDonalds, GS650, GS650-McDonalds, GS660, GS72, GSR36, GSR36E, GSR36E-McDonalds, GSR36-McDonalds, KTS1900, KTS2400, MTF, MTR, STR, UC-L, UC-L-McDonalds, UC-M, UC-M-McDonalds, UC-S, UC-XL...(Other models you can see in the webshop)		



GEV No.	365136	Ref. No.	3113112
description	interference suppression filter 250V 16A		
For models:	GS14, GS14E, GS15, GS15E, GS29B		



GEV No.	365164	Ref. No.	3113073
description	interference suppression filter type 56057000060 250VHz conductor 1 with E connection cable 100mm L 42mm ø 14mm Hmm Wmm plastic Qty 1 pcs 31.13.073		
For models:	GR62-2, GR62-3, GR66, GS100-1, GS41-5, GS42, GS72, WKT1000, WKT1200, WKTS		

metal




GEV No.	365201	Ref. No.	3113120
description	operating capacitor capacity 10µF 450V with metal case tolerance 5% 50/60Hz ambient temperature max. 46°C ø 35mm L 77mm M8x1.25 aluminium connection male faston 6.3mm		
For models:	GS202, GS215, GS302, GS310, GS315, GS402		



GEV No.	365149	Ref. No.	3113114
description	interference suppression filter type K.0526015-3.3k 250V connection male faston 6.3mm cable length 100mm capacity 0.15µF 3.3KOhm		
For models:	GR62-2, GR62-3, GR64, GR65, GR66, GR66-1, GS14, GS14E, GS15, GS15E, GS24, GS29, GS29B, GS41-1, GS41-4, GS41-4S, GS41-5, GS42, GS501, GS502, GS515, GS640, GS640-McDonalds, GS650, GS650-McDonalds, GS660, GS72, GSR36, GSR36E, GSR36E-McDonalds, GSR36-McDonalds, KTS1900, KTS2400, MTF, MTR, STR, WKT1200		





GEV No.	365162	Ref. No.	3113071
description	interference suppression filter type K0201020 250V 50Hz conductor 2 with E connection cable 150mm L 35mm ø 20mm Hmm Wmm plastic Qty 1 pcs		
For models:	GR62-2, GR62-3, GR66, GS235, GS24, GS41-1, GS41-4, GS41-4S, GS8		


1 			
GEV No.	365144	Ref. No.	3113077 3113078
description	interference suppression filter type K042202754 275V 50-60Hz conductor 2 with E connection cable 150mm L 35mm ø 25mm Hmm Wmm plastic Qty 1 pcs		
For models:	GR64, GR65, GR66-1, GS14, GS14E, GS15, GS15E, GS202, GS215, GS24, GS29, GS29B, GS302, GS310, GS315, GS402, GS501, GS502, GS515, GS630-McDonalds, GS640, GS640-McDonalds, GS650, GS650-McDonalds, GS660, GSR36, GSR36E, GSR36E-McDonalds, GSR36-McDonalds, MTF, MTR, STR		

fuses

fine fuses


1 			
GEV No.	358696	Ref. No.	3111123
description	fine fuse size ø5x20mm 4A medium lag rated 250V Qty 10 pcs		
For models:	GS202, GS215, GS302, GS310, GS315, GS402, GS501, GS502, GS515, GS630-McDonalds, GS640, GS640-McDonalds, GS650, GS650-McDonalds, GS660, MTF, MTR, STR, UC-L, UC-L-McDonalds, UC-M, UC-M-McDonalds, UC-S, UC-XL, UC-XL-McDonalds		

1 			
GEV No.	358697	Ref. No.	3111043
description	fine fuse size ø5x20mm 6.3A medium lag rated 250V Qty 10 pcs		
For models:	AirCon, BAVARIA2000, GKTS2600, GM170, GM85, GR1200, GR1210, GR1220, GR1221, GR1230, GR1231, GR1320, GR1321, GR1400, GR1410, GR1420, GR1430, GR62, GR62-1, GR62-2, GR62-3, GR63, GR63-1, GR64, GR65, GR66, GR66-1, GS10, GS100, GS10-2, GS12, GS14, GS14E, GS15, GS15E, GS22, GS23, GS23H, GS23S, GS24, GS25, GS27, GS27B, GS28, GS29, GS29B, GS32, GS34, GS4, GS40...(Other models you can see in the webshop)		

1 			
GEV No.	358608	Ref. No.	3111093
description	fine fuse size ø5x20mm 10A slow-acting rated 250V Qty 10 pcs		
For models:	GR1210, GR1220, GR1230, GR1410, GR1420, GR1430, GS10, GS100, GS22, GS32, GS405, GS41, GS62, GS63, GS64, GS65, GS7, GS71, GS80, GS9, GS90		

fine fuse holders


1 			
GEV No.	698511	Ref. No.	3111048
description	screw cap suitable fuse ø 15.2mm mounting ømm thread M9x1 6.3A rated 250V connection		
For models:	GM170, GM85, GS10, GS100, GS22, GS25, GS32, GS4, GS40, GS61, GS62, GS63, GS64, GS65, GS7, GS70, GS80, GS9, GS90, H52		


1 			
GEV No.	550468	Ref. No.	3109063
description	fuse holder suitable fuse ø5x20mm 6.3A rated 600V		
For models:	BAVARIA2000, GKTS2600, GR1200, GR1221, GR1231, GR1321, GR1400, GR62, GR62-1, GR62-2, GR62-3, GR63, GR63-1, GR64, GR65, GR66, GR66-1, GS10-2, GS12, GS14, GS14E, GS15, GS15E, GS202, GS215, GS23, GS23H, GS23S, GS24, GS27, GS27B, GS28, GS29, GS29B, GS302, GS310, GS315, GS34, GS402, GS405, GS41, GS41-1, GS41-3, GS41-4, GS41-4S, GS41-5, GS42, GS501, GS502, GS515...(Other models you can see in the webshop)		

electric accessories


cables

cable harnesses

1 			
GEV No.	699222	Ref. No.	70007782
description	cable harness 6-pole L 1700mm		
For models:	MTF, MTR		

1 			
GEV No.	551059	Ref. No.	60003185
description	cable harness for softener		
For models:	GS202, GS215, GS302, GS310, GS315, GS402		

miscellaneous

1 			
GEV No.	403267	Ref. No.	60003178
description	connecting cable L 1530m connection coded plug		
For models:	GS202, GS402		

1 

GEV No.	403055	Ref. No.	60003355 61005025 65005010 70300408 82000120
description	connection cable for differential pressure transmitter L 0.38m		
For models:	GS215, GS302, GS310, GS315, GS501, GS502, GS515, GS640, GS640-McDonalds, GS650, GS650-McDonalds, GS660, STR		

terminals and connectors

not insulated

female fastons with piggyback

1 

GEV No.	550047	Ref. No.	3112018
description	double male faston size 6.3x0.8mmmm ² brass t.max. 110°C Qty 100 pcs		
For models:	GR62-2, GR62-3, GR64, GR65, GR66, GR66-1, GS14, GS14E, GS15, GS15E, GS24, GS29, GS29B, GS41-1, GS41-4, GS41-4S, GS41-5, GS42, GS501, GS502, GS515, GS640, GS640-McDonalds, GS650, GS650-McDonalds, GS660, GS72, GSR36, GSR36E, GSR36E-McDonalds, GSR36-McDonalds, KTS1900, KTS2400, WKT1200		

terminals

connection terminals with screw connection

1 

GEV No.	347166	Ref. No.	3109227
description	connection terminal 4-pole max. 65A max 600V cross section 10mm ²		
For models:	GS202, GS215, GS302, GS310, GS315, GS402, MTF, MTR, STR, WKT1200		

equipmentspecific units

grinding burrs

screws

1 

GEV No.	560365	Ref. No.	2010010 2010310
description	flat-headed bolt thread M4 thread L 8mm SS DIN 7985/ISO 7045 Qty 1 pcs intake Phillips head ø 8mm head thickness 3mm		
For models:	BAVARIA2000, DuoMatik, GKTS2600, GR1221, GR1231, GR1321, GR62, GR62-1, GR63, GR63-1, GS10, GS100-1, GS10-2, GS12, GS14, GS14E, GS15, GS15E, GS22, GS23H, GS23S, GS24, GS29, GS29B, GS32, GS41-1, GS41-3, GS41-4, GS41-4S, GS41-5, GS42, GS630-McDonalds, GS7, GS72, GS8, GS9, KTS1900, KTS2400, MTF, MTR, STR, UC-L, UC-L-McDonalds, UC-M, UC-M-McDonalds, UC-S, UC-XL, UC-XL-McDonalds, WKT1000, WKT5		

support for filter holder

1 

GEV No.	527727	Ref. No.	2101310
description	nut thread M5 H 5mm SS WS 8 Qty 1 pcs		
For models:	GS202, GS215, GS302, GS310, GS315, GS402, GS501, GS502, GS515, GS630-McDonalds, GS640, GS640-McDonalds, GS650, GS650-McDonalds, GS660, GSR36, GSR36E, GSR36E-McDonalds, GSR36-McDonalds, MTF, MTR, STR, UC-L, UC-L-McDonalds, UC-M, UC-M-McDonalds, UC-S, UC-XL, UC-XL-McDonalds, WKT5		

for dishwashers

drain and intake components

WINTERHALTER

drain /intake bodies

1 

GEV No.	502170	Ref. No.	62001497
description	adapter thread 1½" ø 50mm L 100mm for drain assembly		
For models:	GS24, GS29, GS29B, STR		

1 

GEV No.	504394	Ref. No.	61004974
description	cap for drain unit thread 3/4" H 24mm		
For models:	GS501, GS502, GS515, GS640, GS640-McDonalds, GS650, GS650-McDonalds, GS660, MTF, MTR		

1 


GEV No.	517763	Ref. No.	2904247
description	connection angle L 63mm thread 1½" brass		
For models:	GS25, GS28, GS4, GS42		


1 


GEV No.	502128	Ref. No.	61004905 61006178
description	drain fitting ED ø 41mm H 69mm ID ø 71mm		
For models:	GS501, GS502, GS515, GS640, GS640-McDonalds, GS650, GS650-McDonalds, GS660, MTF, MTR, STR		


1 


GEV No.	517689	Ref. No.	60001604 62001805
description	drain fitting ED ø 87mm ID ø 35mm hose ø 40mm		
For models:	GS14, GS14E, GS15, GS15E, GS29, GS29B, GSR36, GSR36E, GSR36E-McDonalds, GSR36-McDonalds		


			
1			
GEV No.	502124	Ref. No.	62001146 62003153
description	drain fitting hose ø DN40mm with gasket		
For models:	GS24		


			
1			
GEV No.	517536	Ref. No.	2904270
description	drain fitting kit ED ø 121mm H 92mm		
For models:	Drain-set		


			
1			
GEV No.	517540	Ref. No.	2904201 2904202
description	drain fitting thread 1¼" ED ø 55mm ID ø 34mm		
For models:	GS10, GS100, GS100-1, GS22, GS23, GS25, GS27, GS27B, GS32, GS4, GS40, GS405, GS41, GS41-3, GS61, GS62, GS63, GS64, GS65, GS7, GS70, GS71, GS80, GS9		


			
1			
GEV No.	517539	Ref. No.	2904228
description	drain fitting thread 1¼" ED ø 64mm ID ø 34mm L 62mm WS 45		
For models:	GS28, GS42		


			
1			
GEV No.	517538	Ref. No.	2904223 2904224
description	drain fitting thread 1½" ED ø 70mm ID ø 39mm		
For models:	GR1200, GR1400, GS90, WKT1200		


			
1			
GEV No.	524541	Ref. No.	2904212
description	drain fitting with gasket and nut thread 1½" ED ø 70mm ID ø 37mm L 43mm WS 60		
For models:	GS62, GS63, GS64, GS65, KTS1900, KTS2400, WBA, WKTS		


			
1			
GEV No.	524844	Ref. No.	61005185
description	drain unit complete ED ø 49mm H 120mm ID ø 41mm		
For models:	GS501, GS502, GS515, GS640, GS640-McDonalds, GS650, GS650-McDonalds, GS660, MTF, MTR		

			
1			
GEV No.	502162	Ref. No.	61005186
description	drain unit H 88mm hose ø 16/24mm		
For models:	GS501, GS502, GS515, GS640, GS640-McDonalds, GS650, GS650-McDonalds, GS660, MTF, MTR, STR		

			
1			
GEV No.	502195	Ref. No.	3501080
description	drain unit thread 1½" ED ø 40mm ID ø 33mm hose ø 21mm		
For models:	BAVARIA2000, GR1200, GR1400, GR62, GR62-1, GR62-2, GR62-3, GS10, GS100-1, GS10-2, GS12, GS14, GS14E, GS15, GS15E, GS22, GS23S, GS24, GS29, GS29B, GS32, GS34, GS40, GS405, GS41, GS41-1, GS41-3, GS41-4, GS41-4S, GS41-5, GS42, GS501, GS502, GS515, GS61, GS62, GS63, GS64, GS65, GS7, GS70, GS71, GS72, GS8, GS81, GS9, GS90, GSR36, GSR36E, GSR36E-McDonalds...(Other models you can see in the webshop)		

			
1			
GEV No.	502164	Ref. No.	2701027
description	gasket ED ø 45mm ID ø 23mm for drain assembly		
For models:	GS24, GS29, GS29B		

			
1			
GEV No.	504416	Ref. No.	62001749
description	gasket ED ø 83.5mm ID ø 52mm rubber hole distance 34mm thickness 2mm		
For models:	GS14, GS14E, GS15, GS15E, GS24, GS29, GS29B, GSR36, GSR36E, GSR36E-McDonalds, GSR36-McDonalds, WKTS		

			
1			
GEV No.	502060	Ref. No.	60003591
description	gasket set for drain unit		
For models:	GS202, GS215, GS302, GS310, GS315, GS402, UC-L, UC-L-McDonalds, UC-M, UC-M-McDonalds, UC-S, UC-XL, UC-XL-McDonalds		



1

GEV No.	502127	Ref. No.	3501155 5531001
description	inlet tap complete		
For models:	GKTS2600, GR1200, GR1221, GR1231, GR1321, GR1400, GR62, GR62-1, GR62-2, GR62-3, GR64, GR65, GR66, GR66-1, GS10, GS12, GS14, GS14E, GS15, GS15E, GS22, GS32, GS34, GS40, GS40S, GS41, GS41-1, GS41-3, GS41-4, GS41-4S, GS41-5, GS42, GS501, GS502, GS515, GS61, GS62, GS63, GS64, GS65, GS7, GS70, GS71, GS72, GS81, GS9, GSR36, GSR36E, GSR36E-McDonalds, GSR36-McDonalds...(Other models you can see in the webshop)		



1

GEV No.	502136	Ref. No.	61002211 61006592
description	inlet valve thread 1 1/4" ED ø 55mm H 43mm hose ø 38mm		
For models:	BAVARIA2000, GS41-1, GS41-4, GS41-4S, GS41-5, GS42, GS72, WKT1000		



1

GEV No.	517807	Ref. No.	60004467
description	intake body ED ø 95mm H 22mm ID ø 89mm		
For models:	UC-L, UC-L-McDonalds, UC-M, UC-M-McDonalds, UC-S, UC-XL, UC-XL-McDonalds		



1

GEV No.	524473	Ref. No.	61005268
description	nut with gasket H 16mm for drain assembly		
For models:	GS501, GS502, GS515, MTF, MTR		



1

GEV No.	532604	Ref. No.	2707075
description	O-ring EPDM thickness 3.53mm ID ø 91.67mm Qty 1 pcs		
For models:	GS501, GS502, GS515, GS630-McDonalds, GS640, GS640-McDonalds, GS650, GS650-McDonalds, GS660, MTF, MTR, STR		



1

GEV No.	532542	Ref. No.	2707008
description	O-ring EPDM thickness 4.5mm ID ø 29.5mm Qty 1 pcs		
For models:	GR64, GR65, GR66-1, GS501, GS502, GS515, GS630-McDonalds, GS640, GS640-McDonalds, GS650, GS650-McDonalds, GS660, GSR36, GSR36E, GSR36E-McDonalds, GSR36-McDonalds, MTF, MTR, STR, WKTS		



1

GEV No.	502243	Ref. No.	62003437
description	pipe clamp for drain unit ø 175mm		
For models:	GS202, GS215, GS302, GS310, GS315, GS402, UC-L, UC-L-McDonalds, UC-M, UC-M-McDonalds, UC-S, UC-XL, UC-XL-McDonalds		




1

GEV No.	511964	Ref. No.	30000169
description	pump sump		
For models:	UC-L, UC-L-McDonalds, UC-M, UC-M-McDonalds, UC-S, UC-XL, UC-XL-McDonalds		



1

GEV No.	502059	Ref. No.	60003597
description	pump sump lower		
For models:	GS202, GS215, GS402		



1

GEV No.	502082	Ref. No.	60003620
description	pump sump lower/upper		
For models:	GS202, GS302, GS310, GS315, GS402		



1

GEV No.	502160	Ref. No.	60003259
description	screen ED ø 137mm H 49mm for drain unit		
For models:	GS202, GS215, GS302, GS310, GS315, GS402		



1

GEV No.	517413	Ref. No.	62003346
description	water inlet kit ED ø 70mm upper ID ø 41mm H 50mm		
For models:	GS202, GS215, GS402		

filters



1

GEV No.	519468	Ref. No.	60003039
description	filter H 110mm L 135mm W 65mm		
For models:	GS202, GS215, GS302, GS310, GS315, GS402		



1

GEV No.	502231	Ref. No.	61005181 61006262
description	filter with handle H 105mm L 280mm W 100mm plastic rectangular		
For models:	GR64, GR65, GS501, GS502, GS515, GS640, GS640-McDonalds, GS650, GS650-McDonalds, WKTS		



1

GEV No.	517529	Ref. No.	61003085
description	flat filter for dishwasher H 19mm L 510mm W 225mm SS		
For models:	GS100-1, GS41-1, GS41-4, GS41-4S, GS42, WKT1000		



1

GEV No.	517530	Ref. No.	61004703
description	flat filter for dishwasher H 29mm L 545mm W 293mm SS		
For models:	GR64, GR65, GS501, GS502, GS515, GS640, GS640-McDonalds, GS650, GS650-McDonalds		



1

GEV No.	502121	Ref. No.	62001881 620018812 62001943
description	flat filter H 11mm L 300mm W 110mm		
For models:	GS14, GS14E, GS15, GS15E, GS29, GS29B		



1

GEV No.	502126	Ref. No.	62001882 620018882
description	flat filter H 18mm L 300mm W 127mm		
For models:	GS14, GS14E, GS15, GS15E, GS29, GS29B		



1

GEV No.	502173	Ref. No.	62003282 62003614
description	flat filter H 18mm L 437mm W 201mm		
For models:	GS202, GS402		



1

GEV No.	502210	Ref. No.	62001214
description	flat filter H 31mm L 334mm W 300mm		
For models:	GS24		



1

GEV No.	502108	Ref. No.	61004907
description	flat filter H 45mm L 273mm W 291mm		
For models:	GS501, GS502, GS515		



1

GEV No.	502066	Ref. No.	60003414 60003435 60004142
description	flat filter L 550mm W 240mm		
For models:	GS215, GS302, GS310, GS315		



1			
GEV No.	517827	Ref. No.	61007009
description	intake filter for dishwasher		



1			
GEV No.	517541	Ref. No.	5513004
description	intake filter for dishwasher ø 226mm H 113mm SS		
For models:	GR1200, GR1400, GR62, GR62-1, GR62-2, GR62-3, GS100, GS100-1, GS40, GS405, GS41, GS61, GS62, GS63, GS64, GS65, GS70, GS71, GS72, GS80, GS81		



1			
GEV No.	502151	Ref. No.	62001956
description	intake filter ø 72mm for dishwasher		
For models:	GS14, GS14E, GS15, GS15E, GS29, GS29B, GS501, GS502, GS515, KTS1900, KTS2400, MTF, MTR, STR, WKT1200		




1			
GEV No.	524910	Ref. No.	60004466
description	round filters ø 138mm H 63.5mm		
For models:	UC-L, UC-L-McDonalds, UC-M, UC-M-McDonalds, UC-S, UC-XL, UC-XL-McDonalds		



1			
GEV No.	524646	Ref. No.	61004701 65005555
description	screen for drain unit ø 70mm H 24mm		
For models:	GS501, GS502, GS515, GS640, GS640-McDonalds, GS650, GS650-McDonalds, GS660, MTF, MTR, STR		



1			
GEV No.	507573	Ref. No.	60004463
description	screen ø 100mm H 151mm overall height 172mm		
For models:	UC-L, UC-L-McDonalds, UC-M, UC-M-McDonalds, UC-S, UC-XL, UC-XL-McDonalds		



1			
GEV No.	517806	Ref. No.	61006875
description	strainer insert ø 180mm H 95mm		

overflow pipes



1			
GEV No.	517755	Ref. No.	70004632
description	base part kit ø 87mm ID ø 35mm H 34mm for overflow pipe		
For models:	WKTS		
spare parts for	517755		


	GEV No.	517754	Ref. No.	70003386
	base part ø 87mm ID ø 35mm H 34mm for overflow pipe			




1			
GEV No.	517754	Ref. No.	70003386
description	base part ø 87mm ID ø 35mm H 34mm for overflow pipe		
For models:	WKTS		





1			
GEV No.	517741	Ref. No.	2904215 2904231
description	overflow pipe L 113mm ø 37mm plastic ID ø 32mm		
For models:	GS10, GS22, GS23, GS23H, GS23S, GS25, GS27, GS32, GS4, GS7, GS9		


			
1			
GEV No.	507452	Ref. No.	62001147
description	overflow pipe L 131mm ø 25mm		
For models:	GS24		


			
1			
GEV No.	502152	Ref. No.	2904232 62002648
description	overflow pipe L 165mm ø 37mm		
For models:	GS23, GS25, GS27, GS27B, GS28, GS29, GS29B, GS4, GSR36, GSR36E, GSR36E-McDonalds, GSR36-McDonalds		


			
1			
GEV No.	517688	Ref. No.	62002768
description	overflow pipe L 165mm ø 37mm plastic ID ø 31mm		
For models:	GS29, GS29B, GSR36, GSR36E, GSR36E-McDonalds, GSR36-McDonalds		


			
1			
GEV No.	502235	Ref. No.	2904203 2904250
description	overflow pipe L 185mm ø 37mm total length 225mm		
For models:	GS10, GS12, GS14, GS14E, GS15, GS15E, GS22, GS32, GS34, GS7, GS9		

			
1			
GEV No.	517740	Ref. No.	2904204 2904258
description	overflow pipe L 240mm ø 37mm		
For models:	GS100, GS100-1, GS40, GS40S, GS41, GS61, GS62, GS63, GS64, GS65, GS70, GS71, GS80		

			
1			
GEV No.	517687	Ref. No.	2904251 65003719
description	overflow pipe L 258mm ø 37mm plastic ID ø 31mm		
For models:	GR62, GR62-1, GR62-2, GR62-3, GS12, GS34		

			
1			
GEV No.	502207	Ref. No.	61002517
description	overflow pipe L 290mm ø 37mm total length 320mm		
For models:	GS72		

			
1			
GEV No.	502159	Ref. No.	61004900
description	overflow pipe L 390mm ø 37mm		
For models:	GS501, GS502, GS515		

			
1			
GEV No.	502192	Ref. No.	2904229 2904506
description	screen L 185mm ø 59mm ID ø 54mm for overflow pipe		
For models:	GR62-2, GR62-3, GS10-2, GS12, GS23H, GS23S, GS28, GS34, GS42, GS8		

containers

container lids



1

GEV No.	502138	Ref. No.	60004894 83000407 83000496
description	lid for salt tank suitable for WINTERHALTER with gasket		
For models:	GS202, GS215, GS302, GS310, GS315, GS402, GS501, GS502, GS515, UC-L, UC-L-McDonalds, UC-M, UC-M-McDonalds, UC-S, UC-XL, UC-XL-McDonalds		

dosing containers



1

GEV No.	502156	Ref. No.	62001212 62001292
description	cleaner container L 300mm W 47mm H 190mm 1.8l		
For models:	GS23S, GS24, GS29, GS29B		



1

GEV No.	502176	Ref. No.	60003647 60003746
description	cleaner container suitable for WINTERHALTER		
For models:	GS202, GS402		



1

GEV No.	502080	Ref. No.	60003646 60003747
description	container for detergent and rinse aid		
For models:	GS215, GS302, GS310, GS315		



1

GEV No.	524633	Ref. No.	30000117
description	dosing container L 525mm W 170mm H 44mm detergent/rinse aid		
For models:	UC-L, UC-L-McDonalds, UC-M, UC-M-McDonalds, UC-XL, UC-XL-McDonalds		

accessories



1

GEV No.	504415	Ref. No.	60003330
description	sticker detergent white L 65mm W 28mm		
For models:	ESP166, GS202, GS215, GS302, GS310, GS315, GS402, KSP16, SP166L, SP166Z		



1

GEV No.	504414	Ref. No.	60003310
description	sticker rinse aid blue L 65mm W 28mm		
For models:	GS202, GS215, GS302, GS310, GS315, GS402, KSP16, SP166L, SP166Z		

boilers


boilers for dishwashers


			
1			
GEV No.	502052	Ref. No.	5512031 5512032
description	boiler		
For models:	BAVARIA2000, GR62, GR62-1, GR62-2, GR62-3, GR63, GR63-1, GR64, GR65, GR66-1, GS10, GS100, GS100-1, GS22, GS32, GS40, GS40S, GS41, GS41-1, GS41-3, GS41-4, GS41-4S, GS41-5, GS42, GS61, GS640, GS640-McDonalds, GS650, GS650-McDonalds, GS660, GS7, GS70, GS71, GS72, GS80, GS81, GS9, GS90, WKT1000, WKTS		


			
1			
GEV No.	502194	Ref. No.	61006113
description	boiler ø 199mm L 376mm flange 3 hole flange		
For models:	GS501, GS502, GS515		

			
1			
GEV No.	502096	Ref. No.	61005193
description	boiler ø 200mm L 375mm		
For models:	GS501, GS502, GS515		


accessories

			
1			
GEV No.	502117	Ref. No.	5509054
description	connecting fitting for boiler U-shape ø 12mm		
For models:	GR62, GR62-1, GR62-2, GR62-3, GR64, GR65, GR66-1, GS10, GS100, GS100-1, GS22, GS32, GS40S, GS41, GS41-1, GS41-3, GS41-4, GS41-4S, GS41-5, GS42, GS501, GS502, GS515, GS62, GS63, GS64, GS640, GS640-McDonalds, GS65, GS650, GS650-McDonalds, GS660, GS7, GS71, GS72, GS80, GS81, GS9, KTS1900, KTS2400, WKT1000, WKT1200, WKTS		

			
1			
GEV No.	517828	Ref. No.	30000116
description	connecting fitting for boiler with gasket and nut hose ø DN13mm		
For models:	UC-L, UC-L-McDonalds, UC-M, UC-M-McDonalds, UC-XL, UC-XL-McDonalds		


			
1			
GEV No.	502129	Ref. No.	5509055
description	supply tube for boiler L-shape ø 12mm		
For models:	GR62-2, GR62-3, GR66, GS10-2, GS12, GS14, GS14E, GS15, GS15E, GS29, GS34, GS8, GSR36, GSR36E, GSR36E-McDonalds, GSR36-McDonalds		

gaskets

			
1			
GEV No.	517829	Ref. No.	2710022
description	shaft sealing 9.7 ED ø 18mm H 6mm		
For models:	GR64, GR65, GR66-1, GS501, GS502, GS515, GS630-McDonalds, GS640, GS640-McDonalds, GS650, GS650-McDonalds, GS660, GSR36, GSR36E, GSR36E-McDonalds, GSR36-McDonalds		

flow controllers

			
1			
GEV No.	521043	Ref. No.	30013323 3205006 3205035 70001753 70010787 70011176
description	flow controller flow rate 2-8l/min brass hose ø 14mm operation p max 10bar t.max. 100°C L 180mm EPDM		
For models:	BAVARIA2000, MTF, MTR, STR, WBA, WKT1200, WKTS		

			
1			
GEV No.	503172	Ref. No.	30000272
description	flow controller flow rate up to 3.5l/min brass hose ø 3/4"mm t.max. 100°C L 80mm		



1



GEV No.	521050	Ref. No.	30000213 3205015 3205034
description	flow controller kit flow rate 1-3.5l/min brass hose ø 14mm operation p max 10bar t.max. 100°C L 180mm EPDM hose length 2000mm		
For models:	MTF, MTR		

softener cartridges

complete



1

GEV No.	502067	Ref. No.	83000420
description	softener		
For models:	GS202, GS215, GS302, GS310, GS315, GS402, GS501, GS502, GS515, UC-L, UC-L-McDonalds, UC-M, UC-M-McDonalds, UC-S, UC-XL, UC-XL-McDonalds		
accessories for	502067		
	GEV No.	502138	Ref. No. 60004894 83000407 83000496
	lid for salt tank suitable for WINTERHALTER with gasket		
	GEV No.	524637	Ref. No. 60003376
ring spanner for softener lid WS 61 L 195mm			

accessories



1

GEV No.	551059	Ref. No.	60003185
description	cable harness for softener		
For models:	GS202, GS215, GS302, GS310, GS315, GS402		

EQUIPMENTSPECIFIC UNITS WINTERHALTER



1

GEV No.	524637	Ref. No.	60003376
description	ring spanner for softener lid WS 61 L 195mm		
For models:	GS202, GS215, GS302, GS310, GS315, GS402, UC-L, UC-L-McDonalds, UC-M, UC-M-McDonalds, UC-S, UC-XL, UC-XL-McDonalds		

housing and bezels

fastening angles



1

GEV No.	524689	Ref. No.	60003351 60003660
description	fixing plate for electronics plastic L 356mm W 280mm		
For models:	GS202, GS215, GS302, GS310, GS315, GS402, STR		



1


GEV No.	502198	Ref. No.	60003688
description	fixing plate plastic L 170mm W 110mm		
For models:	GS202, GS215, GS302, GS310, GS315, GS402, GS501, GS502, GS515		


fascias



1


GEV No.	504417	Ref. No.	60001695
description	bezel dishwasher GS 41/4 silver/blue suitable for WINTERHALTER L 521mm W 25mm		
For models:	GS41-1, GS41-4, GS41-4S		

			
1			
GEV No.	697989	Ref. No.	61002069 61002160
description	front panel for dishwasher W 530mm H 112mm suitable for WINTERHALTER plastic		
For models:	BAVARIA2000, GS41-1, GS41-4, GS41-4S, WKT1000		

			
1			
GEV No.	502185	Ref. No.	5519100 60001802
description	switch panel GS14/15 L 598mm W 30mm H 57mm		
For models:	GS14, GS14E, GS15, GS15E		

			
1			
GEV No.	502153	Ref. No.	5519101
description	switch panel GS24 L 455mm H 60mm		
For models:	GS23S, GS24		

			
1			
GEV No.	502154	Ref. No.	5519078 62001803
description	switch panel GS29 L 600mm H 60mm		
For models:	GS29, GS29B		


			
1			
GEV No.	502186	Ref. No.	61004233
description	switch panel L 253mm W 14mm H 73mm		
For models:	GR64, GR65, GR66-1, GS41-5, GSR36, GSR36E, GSR36E-McDonalds, GSR36-McDonalds		


housings

			
1			
GEV No.	502234	Ref. No.	60001720
description	housing for switch box plastic L 350mm W 180mm H 58mm		
For models:	GS10-2, GS14, GS14E, GS15, GS15E, GS29, GS29B, GSR36, GSR36E, GSR36E-McDonalds, GSR36-McDonalds		

			
1			
GEV No.	502233	Ref. No.	62001659
description	lid for switch box plastic L 355mm W 180mm H 50mm		
For models:	GS14, GS14E, GS15, GS15E, GS28, GS29, GS29B, GSR36, GSR36E, GSR36E-McDonalds, GSR36-McDonalds		

miscellaneous

			
1			
GEV No.	502147	Ref. No.	62001802
description	bezel		
For models:	GS29, GS29B		



GEV No.	502148	Ref. No.	62001381 62001761
description	cover for dishwasher L 428mm W 185mm		
For models:	GS23S, GS24		



GEV No.	502180	Ref. No.	2208502
description	gasket ID ø 4.3mm ED ø 9mm thickness 2.7mm		
For models:	GS14, GS14E, GS15, GS15E, GS28, GS29, GS29B, ZU22		



GEV No.	504419	Ref. No.	65004668
description	guide bar plastic L 745mm W 33.75mm ID ø 39mm		
For models:	GR64, GR65, GS640, GS640-McDonalds, GS650, GS650-McDonalds		



GEV No.	502088	Ref. No.	60003778
description	lever with screw for front panel		
For models:	GS202, GS215, GS302, GS310, GS315, GS402		



GEV No.	502068	Ref. No.	60003643
description	magnet holder		
For models:	GS202, GS215, GS302, GS310, GS315, GS402		



GEV No.	502090	Ref. No.	60003952
description	magnet holder with magnet for front panel		
For models:	GS202, GS215, GS302, GS310, GS315, GS402		
accessories for	502090		
	GEV No.	524519	Ref. No. 60003658
screw for magnet holder plastic L 37mm W 28mm thread M12x1.75			




GEV No.	502174	Ref. No.	2113006
description	nut for magnet holder thread M8		
For models:	GS202, GS215, GS302, GS310, GS315, GS402		





GEV No.	502094	Ref. No.	61005849
description	pipe for cable L 650mm		
For models:	GS501, GS502, GS515		




GEV No.	524519	Ref. No.	60003658
description	screw for magnet holder plastic L 37mm W 28mm thread M12x1.75		
For models:	GS202, GS215, GS302, GS310, GS315, GS402		
accessories for	524519		
	GEV No.	502090	Ref. No. 60003952
magnet holder with magnet for front panel			

			
1			
GEV No.	502092	Ref. No.	60003350
description	support for display		
For models:	GS202, GS215, GS302, GS310, GS315, GS402, GS501, GS502, GS515, GS630-McDonalds, GS640, GS640-McDonalds, GS650, GS650-McDonalds, GS660, STR		

model name plates			
			
1			
GEV No.	502244	Ref. No.	2803410 62003678
description	sign for dishwasher „winterhalter GS 215“ L 127mm W 35mm thickness 0.18mm		
For models:	GS215		

			
1			
GEV No.	502245	Ref. No.	2803399 60004381
description	sign for dishwasher „winterhalter GS 302“ L 127mm W 35mm thickness 0.18mm		
For models:	GS215, GS302, GS310, GS315		

hood mechanics for dishwashers			
springs			
			
1			
GEV No.	502199	Ref. No.	61005514 61006636
description	tension spring set ø 37mm total length 745mm wire gauge ø 6.2mm L1 1001mm L2 1570mm Qty 2 pcs		
For models:	GS502, GS515		

hood handles			
			
1			
GEV No.	502061	Ref. No.	61005204 61008983
description	hood handle		
For models:	GS501, GS502, GS515		

rollers			
			
1			
GEV No.	502107	Ref. No.	61005202
description	roller kit hood mechanics ø 40mm hole ø 14mm W 19mm		
For models:	GS501, GS502, GS515		

			
1			
GEV No.	524474	Ref. No.	61005206
description	roller set ø 40mm H 19mm for hood guide hole ø 14mm		
For models:	GS501, GS502, GS515		

			
1			
GEV No.	502071	Ref. No.	61005333
description	roller set ø 40mm H 19mm for hood linkage		
For models:	GS501, GS502, GS515		

			
1			
GEV No.	502072	Ref. No.	61005203
description	roller set ø 43mm H 21mm for hood linkage		
For models:	GS501, GS502, GS515		



miscellaneous



GEV No.	698555	Ref. No.	4006004
description	buffer ED ø 20mm L 25mm thread M6x18 for GS72		
For models:	GS100, GS100-1, GS40, GS405, GS41, GS41-1, GS41-3, GS41-4, GS41-4S, GS61, GS70, GS71, GS72, GS80, GS81		




GEV No.	524537	Ref. No.	61004866
description	plug for hood mechanics plastic		
For models:	GS501, GS502, GS515		



GEV No.	524542	Ref. No.	61005256
description	rubber pad for basket holder L 40mm W 40mm H 4.5mm		
For models:	GS501, GS502, GS515		



GEV No.	502091	Ref. No.	61005559
description	rubber pad L 63mm H 17.5mm W 63mm		
For models:	GS501, GS502, GS515		



GEV No.	502179	Ref. No.	5528192 62001246 62002546
description	set for hood mechanics		
For models:	GS24, GS29, GS29B		



GEV No.	524521	Ref. No.	61005048 61009030
description	snap-in brake for hood mechanics L 121mm H 14mm W 15mm		
For models:	GS501, GS502, GS515		

basket guides

basket holders



GEV No.	971145	Ref. No.	61005519 61006030
description	basket support L 610m W 576mm H 72mm mounted		
For models:	GS501, GS502, GS515		



GEV No.	699223	Ref. No.	70300162
description	profile L 115m W 20mm H 9mm		
For models:	STR		

actuators



GEV No.	698556	Ref. No.	70010601
description	mixer coupling for basket transport L 64mm W 35mm H 4mm		
For models:	MTR, STR		

miscellaneous



GEV No.	524542	Ref. No.	61005256
description	rubber pad for basket holder L 40mm W 40mm H 4.5mm		
For models:	GS501, GS502, GS515		

air traps

air traps



1

GEV No.	511442	Ref. No.	3501073 5504024
description	air trap		
For models:	BAVARIA2000, GKTS2600, GR1200, GR1210, GR1220, GR1221, GR1230, GR1231, GR1320, GR1321, GR1400, GR1410, GR1420, GR1430, GR62, GR62-1, GR63, GR63-1, GR64, GR65, GR66, GR66-1, GS10, GS100, GS100-1, GS14, GS14E, GS15, GS15E, GS22, GS23, GS25, GS27, GS27B, GS28, GS29, GS29B, GS32, GS4, GS40, GS405, GS41, GS41-1, GS41-3, GS41-4, GS41-4S, GS41-5, GS42, GS501, GS502...(Other models you can see in the webshop)		



1

GEV No.	511443	Ref. No.	3501152 5504030
description	air trap		
For models:	GS10-2, GS12, GS24, GS29, GS34, GS8, KTS1900, KTS2400, WKT1200, WKTS		



1

GEV No.	698508	Ref. No.	4007024
description	air trap L 140mm ø 33mm plastic		
For models:	GM170, GM85		



1

GEV No.	502062	Ref. No.	30000114 60003525
description	air trap L 75mm thread 3/4" hose ø 6mm		
For models:	GR62-2, GR62-3, GS202, GS215, GS302, GS310, GS315, GS402, GS501, GS502, GS515, GS630-McDonalds, GS640, GS640-McDonalds, GS650, GS650-McDonalds, GS660, GSR36, GSR36E, GSR36E-McDonalds, GSR36-McDonalds, MTF, MTR, STR, UC-L, UC-L-McDonalds, UC-M, UC-M-McDonalds, UC-S, UC-XL, UC-XL-McDonalds		

mechanics for flight type dishwashers



1

GEV No.	524543	Ref. No.	70200382
description	connector single DIN/ISO splitting links 1 L 57mm internal width 17mm rollerømm plastic		
For models:	KTS1900, KTS2400, WKT1000		



1

GEV No.	524849	Ref. No.	70006550
description	guide for transport system L 100mm W 20mm H 9mm hole ø 3.5mm suitable for WINTERHALTER		
For models:	MTR		

backflow preventers

backflow preventers



1

GEV No.	502196	Ref. No.	3501194 62001221
description	backflow preventer connection 3/8" hose ø 13mm		
For models:	BAVARIA2000, GKTS2600, GR1221, GR1231, GR1321, GR62, GR62-1, GR62-2, GR62-3, GR64, GR65, GR66, GS14, GS14E, GS15, GS15E, GS23H, GS23S, GS24, GS28, GS29, GS29B, GS41-5, GS42, GS501, GS502, GS515, KTS1900, KTS2400, MTF, MTR, WKT1000, WKT1200, WKTS		




1

GEV No.	502123	Ref. No.	3501193
description	backflow preventer hose ø 13mm		
For models:	GKTS2600, GR1221, GR1231, GR1321, GR63, GR63-1, GR64, GR65, GR66-1, GS100-1, GS10-2, GS12, GS405, GS41, GS41-1, GS41-3, GS41-4, GS41-4S, GS62, GS63, GS64, GS640, GS640-McDonalds, GS65, GS650, GS650-McDonalds, GS660, GS71, GS72, GS8, GS81, GSR36, GSR36E, GSR36E-McDonalds, GSR36-McDonalds, WKTS		



1


GEV No.	502104	Ref. No.	60003514	
description	backflow preventer kit			
For models:	GS202, GS215, GS302, GS310, GS315, GS402, GS630-McDonalds, UC-L, UC-L-McDonalds, UC-M, UC-M-McDonalds, UC-S, UC-XL, UC-XL-McDonalds			
spare parts for	502104			
	GEV No.	532058	Ref. No.	2707005
				2707026
				2707066
				2707067
				2707087
O-ring EPDM thickness 2.62mm ID ø 23.81mm Qty 10 pcs				






1

GEV No.	502120	Ref. No.	60003846
description	backflow preventer kit		
For models:	GS202, GS215, GS302, GS310, GS315, GS402, GS501, GS502, GS515, GS640, GS640-McDonalds, GS650, GS650-McDonalds, GS660, STR		



1


GEV No.	524874	Ref. No.	60004391
description	backflow preventer kit		
For models:	GS215, GS302, GS310, GS315		



1

GEV No.	502183	Ref. No.	60003511 62003680
description	conversion kit for back flow restrictor		
For models:	GS202, GS215, GS302, GS310, GS315, GS402, GS501, GS502, GS515, GS640, GS640-McDonalds, GS650, GS650-McDonalds, GS660, STR		


accessories



1

GEV No.	524639	Ref. No.	61005911
description	extension for back flow restrictor H 21mm WS 36 plastic		
For models:	GS501, GS502, GS515, GS640, GS640-McDonalds, GS650, GS650-McDonalds, GS660, STR		


EQUIPMENTSPECIFIC UNITS WINTERHALTER



1


GEV No.	502181	Ref. No.	61004545 70000188
description	set for back flow restrictor		
For models:	BAVARIA2000, GR1221, GR1231, GR1321, GR62, GR62-1, GR62-2, GR62-3, GR64, GR65, GR66, GS14, GS14E, GS15, GS15E, GS23H, GS23S, GS24, GS28, GS29, GS29B, GS41-5, GS42, GS501, GS502, GS515, KTS1900, KTS2400, MTF, MTR, WKT1000, WKT1200, WKTS		

miscellaneous




1

GEV No.	524523	Ref. No.	70200383
description	bolt for dishwasher L 30mm D1 ø 6mm D2 ø 8mm		
For models:	GS202, GS215, GS302, GS310, GS315, GS402, MTF, MTR, STR, WKT1000		



1

GEV No.	504411	Ref. No.	3126036
description	gasket H 14mm D1 ø 26mm D2 ø 19mm ID ø 16mm		
For models:	GR64, GR65, GR66, GR66-1, GS14, GS14E, GS15, GS15E, GS24, GS29, GS29B, GS41-1, GS41-4, GS41-4S, GS41-5, GS42, GS501, GS502, GS515, GS640, GS650, GS660, GS72, GSR36, GSR36E, KTS1900, KTS2400, WKT1000, WKT1200, WKTS		



1

GEV No.	524545	Ref. No.	2907220 2907300
description	olive for boiler L 10mm D1 ø 15mm D2 ø 12mm		
For models:	BAVARIA2000, GR62-2, GR62-3, GR63, GR63-1, GR64, GR65, GR66, GR66-1, GS10, GS100, GS12, GS14, GS14E, GS15, GS15E, GS22, GS24, GS27B, GS29, GS32, GS40, GS40S, GS41, GS41-1, GS41-4, GS41-4S, GS41-5, GS42, GS501, GS502, GS515, GS61, GS62, GS63, GS64, GS640, GS640-McDonalds, GS65, GS650, GS650-McDonalds, GS660, GS7, GS70, GS71, GS72, GS80, GS9, GS90, GSR36...(Other models you can see in the webshop)		



1

GEV No.	524647	Ref. No.	61004430 61005339
description	water inlet for tank kit plastic for WINTERHALTER		
For models:	BAVARIA2000, GKTS2600, GR1210, GR1220, GR1221, GR1230, GR1231, GR1320, GR1321, GR62, GR62-1, GR63, GR63-1, GS10-2, GS41-3, GS501, GS502, GS515, GS640, GS640-McDonalds, GS650, GS650-McDonalds, GS660, GS8, GS81, MTF, MTR, STR, WKT1000, WKT1200, WKTS		

door mechanics

bolts



1

GEV No.	502206	Ref. No.	60003147
----------------	--------	-----------------	----------

description door bolt ø 7mm L 17mm thread M5 stainless steel

For models: GS202, GS215, GS302, GS310, GS315, GS402

bushes



1

GEV No.	699221	Ref. No.	70006549
----------------	--------	-----------------	----------

description bush ED ø 15mm ID ø 5mm L 9.5mm

For models: MTR

springs

sheet springs



1

GEV No.	518137	Ref. No.	60003216 60003743
----------------	--------	-----------------	----------------------

description sheet spring repair set mounting pos. left/right L 73mm W 9mm

For models: GS202, GS215, GS402



1

GEV No.	518138	Ref. No.	62003595
----------------	--------	-----------------	----------

description sheet spring repair set mounting pos. right/left L 77mm W 9mm

For models: GS202, GS215, GS402

torsion springs



1

GEV No.	502166	Ref. No.	62001189
----------------	--------	-----------------	----------

description torsion spring ø 18mm L2 65mm wire gauge ø 3mm mounting pos. right L1 18mm L3 65mm Qty 1 pcs

For models: GS14, GS14E, GS15, GS15E, GS24, GS29, GS29B, GSR36, GSR36E, GSR36E-McDonalds, GSR36-McDonalds



1

GEV No.	502163	Ref. No.	62001190
description	torsion spring ø 18mm L2 70mm wire gauge ø 3mm mounting pos. left L1 10mm L3 70mm Qty 1 pcs		
For models:	GS14, GS14E, GS15, GS15E, GS24, GS29, GS29B, GSR36, GSR36E, GSR36E-McDonalds, GSR36-McDonalds		

sliding plates



1

GEV No.	524694	Ref. No.	60003569
description	sliding plate mounting pos. left/right plastic for container L 50mm W 28mm H 12.5mm		
For models:	GS202, GS215, GS302, GS310, GS315, GS402		

rollers



1

GEV No.	502130	Ref. No.	5528193
----------------	--------	-----------------	---------

description roller set with spring mounting pos. left/right

For models: GS14, GS14E, GS15, GS15E, GS29, GS29B

hinges



1

GEV No.	502172	Ref. No.	62001433
----------------	--------	-----------------	----------

description bush for door spring ø 20/11.5mm L 8mm

For models: GS14, GS14E, GS15, GS15E, GS24, GS29, GS29B, GSR36, GSR36E, GSR36E-McDonalds, GSR36-McDonalds



1

GEV No.	518135	Ref. No.	60003994
----------------	--------	-----------------	----------

description door hinge mounting pos. left kit for dishwasher L 160mm

For models: GS202, GS215, GS302, GS310, GS315, GS402



GEV No.	518136	Ref. No.	60003995
description	door hinge mounting pos. right kit for dishwasher L 160mm		
For models:	GS202, GS215, GS302, GS310, GS315, GS402		



GEV No.	501439	Ref. No.	62003596
description	door hinge set		
For models:	GS202, GS402		



GEV No.	519526	Ref. No.	3501151
description	door hinge WINTERHALTER		
For models:	GS10-2, GS12, GS34, GS8		

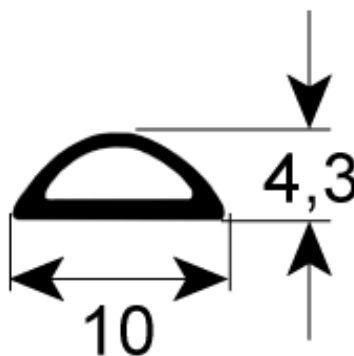


GEV No.	502208	Ref. No.	62001837
description	hinge mounting pos. left complete		
For models:	GS14, GS14E, GS15, GS15E, GS29, GS29B		



GEV No.	502197	Ref. No.	62001836
description	hinge mounting pos. right complete		
For models:	GS14, GS14E, GS15, GS15E, GS29, GS29B		

door seals



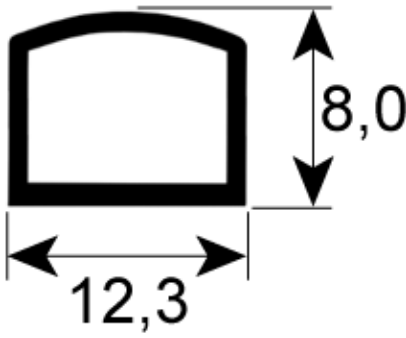
GEV No.	519581	Ref. No.	62001618
description	door seal L 1000mm W 10mm silicone		
For models:	GR62-2, GR62-3, GR64, GR65, GS10-2, GS12, GS14, GS14E, GS15, GS15E, GS24, GS29, GS29B, GS8, GSR36, GSR36E, GSR36E-McDonalds, GSR36-McDonalds, KTS1900, KTS2400		



GEV No.	901498	Ref. No.	30000316 62003065
description	door seal L 433mm W 368mm Qty 1 for dishwasher suitable for WINTERHALTER silicone		
For models:	GS202, GS402		




GEV No.	901497	Ref. No.	30000318 62003754
description	door seal L 435mm W 370mm for dishwasher suitable for WINTERHALTER silicone		
For models:	UC-S		



1

GEV No.	519476	Ref. No.	30008733 60002704
description	door seal L 550mm W 445mm silicone long side open		
For models:	GS14, GS14E, GS15, GS15E, GS29, GS29B		



1


GEV No.	901151	Ref. No.	30000317 60003066 62003066
description	door seal L 565mm W 480mm H 6mm suitable for WINTERHALTER		
For models:	GS215, GS302, GS310, GS315		



1

GEV No.	504368	Ref. No.	30000319 60004475
description	door seal L 576mm W 463mm Qty 1 for dishwasher suitable for WINTERHALTER silicone		
For models:	UC-L, UC-L-McDonalds, UC-M, UC-M-McDonalds, UC-XL, UC-XL-McDonalds		


locks



1

GEV No.	511693	Ref. No.	70003998
description	snap lock L 65mm W 29.5mm H 32mm mounting distance 47mm for dishwasher plastic		
For models:	WKTS		

miscellaneous




1

GEV No.	502171	Ref. No.	62001191
description	bearing for door spring plastic ø 20/11.5mm L 14mm		
For models:	GS14, GS14E, GS15, GS15E, GS24, GS29, GS29B, GSR36, GSR36E, GSR36E-McDonalds, GSR36-McDonalds		



1

GEV No.	502251	Ref. No.	5528222
description	conversion kit for door mechanism		
For models:	GSR36, GSR36E, GSR36E-McDonalds, GSR36-McDonalds		




1

GEV No.	502212	Ref. No.	60003998
description	repair kit for door mechanism ED ø 9mm H 12mm L 75mm W 42mm thread M5 wire gauge ø 1.5mm shaft diameter 6mm		
For models:	GS302, GS310, GS315, GS630-McDonalds, UC-L, UC-L-McDonalds, UC-M, UC-M-McDonalds, UC-S, UC-XL, UC-XL-McDonalds		



1

GEV No.	502165	Ref. No.	5528168
description	repair kit for door mechanism GS24		
For models:	GS24		



1

GEV No.	694608	Ref. No.	2019303
description	spigot for door latch L 36mm thread M5		
For models:	GS10, GS10-2, GS12, GS22, GS23, GS25, GS27, GS27B, GS28, GS32, GS34, GS4, GS7, GS8, GS9		



screw connections



1

GEV No.	524475	Ref. No.	70005097
description	bolt thread M5 H 15mm WS 3 Qty 1 pcs with internal thread with retaining ring		
For models:	GS302, GS310, GS315, GS501, GS502, GS515, GS640, GS640-McDonalds, GS650, GS650-McDonalds, GS660, MTF, MTR		



1

GEV No.	699224	Ref. No.	60004612
description	nut H 8.5mm WS 32 ø 26.2mm		
For models:	GS630-McDonalds, UC-L, UC-L-McDonalds, UC-M, UC-M-McDonalds, UC-S, UC-XL, UC-XL-McDonalds		

curtains

curtains




1

GEV No.	533189	Ref. No.	72000667
description	curtain W 566mm H 515mm warewashing for inlet		
For models:	BAVARIA2000		



1

GEV No.	533186	Ref. No.	70200291 70200430
description	curtain W 566mm H 555mm warewashing for inlet		
For models:	WKT1000		



1

GEV No.	533180	Ref. No.	70003557 70003561
description	curtain W 610mm H 480mm warewashing		
For models:	WKTS		



1

GEV No.	533188	Ref. No.	70200343 70200431
description	curtain W 640mm H 486mm warewashing for wash area		
For models:	WKT1000		




1

GEV No.	524843	Ref. No.	70008043 70008044
description	curtain W 645mm H 360mm complete with rod ABS plastic thickness 1.3mm warewashing		
For models:	MTF, MTR, STR		




1

GEV No.	502229	Ref. No.	70002272 70002277
description	curtain W 650mm H 335mm thickness 1.5mm WKT 1200/WKTS		
For models:	WKT1200, WKTS		



1

GEV No.	533181	Ref. No.	70003097 70003098
description	curtain W 650mm H 350mm warewashing		
For models:	WKTS		



1

GEV No.	533182	Ref. No.	70003990 70003991
description	curtain W 650mm H 360mm warewashing for wash area		
For models:	WKTS		




1

GEV No.	533190	Ref. No.	72001068
description	curtain W 650mm H 413mm warewashing for wash area		
For models:	BAVARIA2000		



1

GEV No.	502249	Ref. No.	71002010
description	curtain W 650mm H 420mm WINTERHALTER model MTF		
For models:	MTF		



1

GEV No.	533183	Ref. No.	70004395 70004396
description	curtain W 650mm H 440mm warewashing		
For models:	WKTS		



1

GEV No.	533184	Ref. No.	70003083 70003084
description	curtain W 650mm H 480mm warewashing for inlet		
For models:	WKTS		



1

GEV No.	524690	Ref. No.	70007239 70007240
description	curtain W 650mm H 520mm complete with rod thickness 1.5mm for inlet area		
For models:	MTR, STR		



1

GEV No.	533191	Ref. No.	72000671
description	curtain W 650mm H 535mm warewashing for wash area/outlet		
For models:	BAVARIA2000		

washing and rinsing systems



1

GEV No.	502106	Ref. No.	60002785
description	adapter for wash arm complete		
For models:	GR66-1, GS501, GS502, GS515, GS640, GS650, GS660, GSR36, GSR36E, MTF, MTR, STR, WKTS		



1

GEV No.	524846	Ref. No.	62001155
description	adjusting ring for wash distributor thickness 20mm ED ø 58mm ID ø 34mm		
For models:	GS24		



1

GEV No.	502064	Ref. No.	2805501
description	ball socket left		
For models:	GR64, GR65, GR66, GR66-1, GS501, GS502, GS515, GS630-McDonalds, GS640, GS640-McDonalds, GS650, GS650-McDonalds, GS660, GSR36, GSR36E, GSR36E-McDonalds, GSR36-McDonalds		



1

GEV No.	502063	Ref. No.	2805500
description	ball socket right		
For models:	GR64, GR65, GR66, GR66-1, GS501, GS502, GS515, GS630-McDonalds, GS640, GS640-McDonalds, GS650, GS650-McDonalds, GS660, GSR36, GSR36E, GSR36E-McDonalds, GSR36-McDonalds		



1

GEV No.	502209	Ref. No.	30000112 60000401 60004438
description	bearing for wash arm mounting pos. lower ø 18mm H 87mm		



1

GEV No.	502254	Ref. No.	60004437 60005360
description	bearing for wash arm mounting pos. upper ø 18mm H 65mm		



1


GEV No.	502241	Ref. No.	2907500
description	bush for rinse arm ID ø 10.4mm ED ø 14.5mm		
For models:	GR62-2, GR62-3, GR64, GR65, GR66, GR66-1, GS10, GS100, GS100-1, GS22, GS32, GS40, GS405, GS41, GS41-3, GS42, GS61, GS640, GS640-McDonalds, GS650, GS650-McDonalds, GS660, GS7, GS70, GS71, GS72, GS80, GS9, GS90, WBA, WKTS		




1


GEV No.	504396	Ref. No.	61004880
description	bush for wash arm H 39mm D1 ø 49mm D2 ø 43mm ID ø 35mm Qty 1 pcs		
For models:	GS501, GS502, GS515		


			
1			
GEV No.	502146	Ref. No.	3501199 61002023
description	bush for wash arm support ø 49mm H 29mm		
For models:	GKTS2600, GR1221, GR1231, GR1321, GR62-2, GR62-3, GS100-1, GS14, GS14E, GS15, GS15E, GS23S, GS29, GS29B, GS41-1, GS41-4, GS41-4S, GS41-5, GS42, GS72, GS81, KTS1900, KTS2400, WKT1000		

			
1			
GEV No.	502116	Ref. No.	65004835
description	bushing ID ø 12mm thread 3/4"		
For models:	GR64, GR65, GR66, GR66-1, GS501, GS502, GS515, GS630-McDonalds, GS640, GS640-McDonalds, GS650, GS650-McDonalds, GS660, GSR36, GSR36E, GSR36E-McDonalds, GSR36-McDonalds		


			
1			
GEV No.	502236	Ref. No.	61002024 70002095
description	connecting piece for wash arm mounting pos. upper ø 48mm H 70mm plastic		
For models:	GS41-1, GS41-4, GS41-4S, GS41-5, GS42, GS72, WKT1200		


			
1			
GEV No.	524693	Ref. No.	61002391
description	connecting piece for wash arm ø 49mm ID ø 34mm		
For models:	GS14, GS14E, GS15, GS15E, GS72, WKT1000		


			
1			
GEV No.	517550	Ref. No.	61006076
description	disc for wash arm support ED ø 28mm H 2mm WS 22 hole ø 4mm		
For models:	GS202, GS215, GS302, GS310, GS315, GS402, GS501, GS502, GS515		


			
1			
GEV No.	524470	Ref. No.	3501150
description	elbow for wash distributor thread 3/4" ø 30mm L 90mm		
For models:	GS10-2, GS12, GS34, GS42, GS8, KTS1900, KTS2400, WKT1200		

			
1			
GEV No.	502102	Ref. No.	60002534 60002786
description	elbow ø 40mm L 154mm complete		
For models:	MTF, MTR, WKTS		

			
1			
GEV No.	502101	Ref. No.	3501149
description	elbow thread 3/4" L 140mm long W 51mm		
For models:	GS10-2, GS12, GS34, GS42, GS8, GSR36, GSR36E, GSR36E-McDonalds, GSR36-McDonalds, KTS1900, KTS2400		

			
1			
GEV No.	502049	Ref. No.	60001555
description	end cap		
For models:	GS630-McDonalds, GSR36, GSR36E, GSR36E-McDonalds, GSR36-McDonalds		

			
1			
GEV No.	502238	Ref. No.	65002080
description	end cap for wash arm L 48mm		
For models:	BAVARIA2000, GKTS2600, GR1221, GR1231, GR1321, GR62-2, GR62-3, WKT1000, WKT1200		

			
1			
GEV No.	517758	Ref. No.	62001156
description	end cap for wash distributor thickness 20mm ED ø 58mm ID ø 40.5mm		
For models:	GS24		



GEV No.	524540	Ref. No.	70003085
description	extension for wash arm support ø 31mm L 96mm WS 32		
For models:	MTR, STR, WKTS		



GEV No.	502125	Ref. No.	3501003 5506012
description	extension thread 1 1/4" L 131mm		
For models:	GKTS2600, GM170, GM85, GR1210, GR1220, GR1221, GR1230, GR1231, GR1320, GR1321, GR62, GR62-1, GR62-2, GR62-3, GS10, GS22, GS32, GS40, GS405, GS41, GS41-1, GS41-3, GS41-4, GS41-4S, GS41-5, GS61, GS62, GS63, GS64, GS65, GS7, GS70, GS71, GS9, GS90, WBA, WKT1000, WKT1200, WKTS		



GEV No.	524648	Ref. No.	3501019 5506041
description	extension thread 3/4" IT - 3/4" ET WS 32 for wash distributor		
For models:	GR62, GR62-1, GR62-2, GR62-3, GS40, GS405, GS41, GS41-1, GS41-3, GS41-4, GS41-4S, GS41-5, GS61, GS62, GS63, GS64, GS65, GS70, GS71, GS90, WBA, WKT1000, WKTS		



GEV No.	502119	Ref. No.	2906227 60002474
description	hose connector angled thread 3/4" L 47mm connection 14mm		
For models:	BAVARIA2000, GR62-2, GR62-3, GR66, GS14, GS14E, GS15, GS15E, GS23, GS23S, GS25, GS27, GS27B, GS28, GS4, GS41-1, GS41-4, GS41-4S, GS41-5, GS501, GS502, GS515, GS72, GSR36, GSR36E, GSR36E-McDonalds, GSR36-McDonalds, KTS1900, KTS2400, MTF, MTR, STR, WKT1000, WKT1200, WKTS		



GEV No.	502131	Ref. No.	2906222 60002453 70010393
description	hose connector straight thread 3/4"		
For models:	GR62-2, GR62-3, GR64, GR65, GR66-1, GS14, GS14E, GS15, GS15E, GS29, GS640, GS640-McDonalds, GS650, GS650-McDonalds, GS660, GS72, GSR36, GSR36E, GSR36E-McDonalds, GSR36-McDonalds, MTF, MTR, STR, WKT1200, WKTS		



GEV No.	502086	Ref. No.	62003345
description	manifold kit		
For models:	GS202, GS215, GS402		




GEV No.	507455	Ref. No.	62001391
description	manifold plastic L 72mm		
For models:	GS14, GS14E, GS15, GS15E, GS24, GS29, GS630-McDonalds, GSR36, GSR36E, GSR36E-McDonalds, GSR36-McDonalds		






GEV No.	502193	Ref. No.	3501035
description	mediamat		
For models:	GKTS2600, GR1200, GR1210, GR1220, GR1221, GR1230, GR1231, GR1320, GR1321, GR1400, GR1410, GR1420, GR1430, GR62, GR62-1, GR62-2, GR62-3, GR63, GR63-1, GR64, GR65, GR66, GR66-1, GS10, GS100-1, GS12, GS14, GS14E, GS15, GS15E, GS22, GS32, GS34, GS40, GS405, GS41, GS41-1, GS41-3, GS41-4, GS41-4S, GS41-5, GS42, GS61, GS62, GS63, GS64, GS65, GS7, GS70, GS71...(Other models you can see in the webshop)		




GEV No.	502081	Ref. No.	5527040
description	mediamat complete		
For models:	GKTS2600, GR1221, GR1231, GR1321, GR62, GR62-1, GR62-2, GR62-3, GR63, GR63-1, GR64, GR65, GR66, GR66-1, GS10, GS100-1, GS12, GS14, GS14E, GS15, GS15E, GS22, GS32, GS405, GS41, GS41-1, GS41-3, GS41-4, GS41-4S, GS41-5, GS42, GS7, GS71, GS72, GS9, GSR36, GSR36E, GSR36E-McDonalds, GSR36-McDonalds, KTS1900, KTS2400, WKT1000, WKT1200, WKTS		


			
1			
GEV No.	524471	Ref. No.	61005184
description	mediamat H 230mm warewashing plastic hole ø 5mm		
For models:	GS501, GS502, GS515, GS640, GS640-McDonalds, GS650, GS650-McDonalds, GS660, MTF, MTR, STR, WKT1000, WKT1200, WKTS		


			
1			
GEV No.	502282	Ref. No.	30000113
description	mediamat thread 3/4" ET		
For models:	UC-L, UC-L-McDonalds, UC-M, UC-M-McDonalds, UC-S, UC-XL, UC-XL-McDonalds		
spare parts for	502282		
	GEV No.	699224	Ref. No. 60004612
nut H 8.5mm WS 32 ø 26.2mm			


			
1			
GEV No.	502054	Ref. No.	60003513
description	mediamat kit		
For models:	GS202, GS302, GS310, GS315, GS402		


			
1			
GEV No.	502137	Ref. No.	60001810
description	nozzle holder for wash arm		
For models:	GS14, GS14E, GS15, GS15E		


			
1			
GEV No.	524641	Ref. No.	65005484
description	nut for wash arm mounting pos. upper/lower ø 31mm H 32.5mm plastic with ring		
For models:	GR64, GR65, GR66-1, GS630-McDonalds, GS640, GS640-McDonalds, GS650, GS650-McDonalds, GS660, GSR36, GSR36E, GSR36E-McDonalds, GSR36-McDonalds		


			
1			
GEV No.	502114	Ref. No.	60003518
description	opposite support for wash arm support mounting pos. lower		
For models:	GS302, GS310, GS315		


			
1			
GEV No.	502118	Ref. No.	60002652
description	retaining ring ø 49mm		
For models:	GS501, GS502, GS515, MTF, MTR, STR, WKTS		


			
1			
GEV No.	502069	Ref. No.	2707058 61005781 70003122 70009122
description	ring for wash arm ø 32mm ID ø 26mm thickness 5mm		
For models:	GR64, GR65, GR66-1, GS501, GS502, GS515, GS630-McDonalds, GS640, GS640-McDonalds, GS650, GS650-McDonalds, GS660, GSR36, GSR36E, GSR36E-McDonalds, GSR36-McDonalds, MTF, MTR, STR, WKTS		


			
1			
GEV No.	502257	Ref. No.	60004872
description	ring nut for wash arm mounting pos. lower H 33.5mm D1 ø 51mm D2 ø 60.5mm ID ø 46mm		
For models:	UC-L, UC-L-McDonalds, UC-M, UC-M-McDonalds, UC-S, UC-XL, UC-XL-McDonalds		


			
1			
GEV No.	502296	Ref. No.	61007025
description	ring nut for wash arm mounting pos. lower ID ø 18.8mm		

			
1			
GEV No.	502255	Ref. No.	60004870
description	ring nut for wash arm mounting pos. upper ø 62mm H 21mm		
For models:	UC-L, UC-L-McDonalds, UC-M, UC-M-McDonalds, UC-S, UC-XL, UC-XL-McDonalds		

			
1			
GEV No.	523078	Ref. No.	70009068
description	rinse arm mounting pos. upper/lower L 590mm nozzles 2 complete with nozzle thread 1/2" ø 12mm		
For models:	MTF, MTR		


			
1			
GEV No.	502103	Ref. No.	61006067
description	rinse arm support mounting pos. lower kit L 320mm hose ø 13mm		
For models:	GS501, GS502, GS515		

			
1			
GEV No.	524634	Ref. No.	61005287 61006333
description	rinse hose ø 19/20mm L 1100mm EPDM		
For models:	GS501, GS502, GS515		




1


GEV No.	502039	Ref. No.	62001176
description	rinse jet holder		
For models:	GS24, GS29, GS29B		
accessories for	502039		




GEV No.	502029	Ref. No.	62001174
union nut			




GEV No.	502040	Ref. No.	2910307 65002755
swirl H 16mm ø 6.5mm H1 4.5mm			





GEV No.	502041	Ref. No.	2910308 65002754
rinse jet			


			
1			
GEV No.	502237	Ref. No.	61006066
description	rinse pipe mounting pos. upper ø 12mm L 375mm		
For models:	GS501, GS502, GS515		


			
1			
GEV No.	502141	Ref. No.	61005681 62002813
description	screw cap for wash arm ø 24mm H 12mm thread M10		
For models:	GR64, GR65, GR66-1, GS14, GS14E, GS15, GS15E, GS29, GS501, GS502, GS515, GS640, GS640-McDonalds, GS650, GS650-McDonalds, GS660		


			
1			
GEV No.	524472	Ref. No.	61005191
description	screw connection for wash arm ø 32mm L 54mm		
For models:	GS501, GS502, GS515		


			
1			
GEV No.	524696	Ref. No.	61002392 61004061
description	screw connection for wash arm ø 33mm thread 3/4" plastic L 53mm		
For models:	BAVARIA2000, GS14, GS14E, GS15, GS15E, GS72, WKT1000, WKT1200		


			
1			
GEV No.	524911	Ref. No.	60003043 60003517
description	screw connection wash arm support thread M12x1.75 ø 16mm L 44.5mm		
For models:	GS202, GS215, GS302, GS310, GS315, GS402		


			
1			
GEV No.	507454	Ref. No.	60003021
description	sealing ring for wash arm ø 57.8mm ID ø 53.4mm thickness 2mm		
For models:	GS202, GS302, GS310, GS315, GS402, GS501, GS502, GS515		


			
1			
GEV No.	524873	Ref. No.	60004276
description	sealing ring for wash distributor ø 33mm ID ø 29mm thickness 2.4mm		
For models:	GS202, GS215, GS302, GS310, GS315, GS402		


			
1			
GEV No.	524640	Ref. No.	60002540
description	setting disc for wash arm ID ø 32mm ED ø 40mm thickness 5mm plastic		
For models:	GR64, GR65, GR66-1, GS501, GS502, GS515, GS630-McDonalds, GS640, GS640-McDonalds, GS650, GS650-McDonalds, GS660, GSR36, GSR36E, GSR36E-McDonalds, GSR36-McDonalds		


			
1			
GEV No.	512515	Ref. No.	61008019
description	slide ring ED ø 22.5mm ID ø 18mm thickness 0.5mm		


			
1			
GEV No.	502070	Ref. No.	61004885
description	spring for wash arm support		
For models:	GS501, GS502, GS515		


			
1			
GEV No.	502145	Ref. No.	3501004 5506013
description	union nut thread 1 1/4"		
For models:	BAVARIA2000, GKTS2600, GM170, GM85, GR1210, GR1220, GR1221, GR1230, GR1231, GR1320, GR1321, GR62, GR62-1, GR62-2, GR62-3, GS10, GS10-2, GS12, GS22, GS32, GS34, GS40, GS405, GS41, GS41-1, GS41-3, GS41-4, GS41-4S, GS41-5, GS42, GS61, GS62, GS63, GS64, GS65, GS7, GS70, GS71, GS8, GS9, GS90, KTS1900, KTS2400, WBA, WKT1000, WKT1200, WKT5		


			
1			
GEV No.	517697	Ref. No.	60003616
description	wash arm bearing mounting pos. upper hole ø 8mm ø 16mm H 42mm thread M12x1.75		
For models:	GS202, GS302, GS310, GS315, GS402, GS501, GS502, GS515		

			
1			
GEV No.	502205	Ref. No.	62001159
description	wash arm boss bottom part mounting pos. lower ø 10mm L 30mm W 26.5mm H 35mm		
For models:	GS235, GS24		

			
1			
GEV No.	502133	Ref. No.	60002999
description	wash arm support		
For models:	GS215, GS302, GS310, GS315		

			
1			
GEV No.	524539	Ref. No.	65002079
description	wash arm support mounting pos. upper/lower ø 38mm L 70mm		
For models:	BAVARIA2000, GKTS2600, GR1221, GR1231, GR1321, GR62-2, GR62-3, KTS1900, KTS2400, WKT1000, WKT1200		

			
1			
GEV No.	524476	Ref. No.	61004969
description	wash arm support ø 36mm L 45mm		
For models:	GS501, GS502, GS515, MTF, MTR		

			
1			
GEV No.	502111	Ref. No.	60001845 60002855
description	wash distributor complete		
For models:	GS14, GS14E, GS15, GS15E		



1

GEV No.	502113	Ref. No.	60001848 60002856
----------------	--------	-----------------	----------------------

description wash distributor complete

For models: GS14, GS14E, GS15, GS15E



1

GEV No.	502112	Ref. No.	62001810 62002887
----------------	--------	-----------------	----------------------

description wash distributor mounting pos. lower L 175mm

For models: GR64, GR65, GR66-1, GS29, GS41-5, GS42, GS501, GS502, GS515, GS72, WKT1200



1

GEV No.	502184	Ref. No.	61005187
----------------	--------	-----------------	----------

description wash distributor mounting pos. lower ø 49.5mm L 506mm plastic

For models: GS501, GS502, GS515



1

GEV No.	502182	Ref. No.	3501018 3501106
----------------	--------	-----------------	--------------------

description wash distributor mounting pos. lower ø 50mm L 205mm

For models: GR62, GR62-1, GR62-2, GR62-3, GS10-2, GS12, GS34, GS405, GS41, GS41-1, GS41-3, GS41-4, GS41-4S, GS41-5, GS42, GS62, GS63, GS64, GS65, GS71, GS8, GS90, KTS1900, KTS2400, WBA, WKT1000, WKT1200, WKTS



1

GEV No.	524909	Ref. No.	65004095 65004825
----------------	--------	-----------------	----------------------

description wash distributor mounting pos. lower ø 50mm L 535mm plastic

For models: GR64, GR65, GS640, GS640-McDonalds, GS650, GS650-McDonalds



1

GEV No.	502261	Ref. No.	70004625
----------------	--------	-----------------	----------

description wash distributor mounting pos. upper L 455mm

For models: WKTS



1

GEV No.	524691	Ref. No.	65004824
----------------	--------	-----------------	----------

description wash distributor mounting pos. upper ø 49mm L 534mm plastic

For models: GR64, GR65, GS640, GS640-McDonalds, GS650, GS650-McDonalds



1

GEV No.	517749	Ref. No.	3501017 5506045
----------------	--------	-----------------	--------------------

description wash distributor mounting pos. upper ø 50mm L 345mm plastic thread 1 1/4"

For models: GKTS2600, GR1210, GR1220, GR1221, GR1230, GR1231, GR1320, GR1321, GR62, GR62-1, GR62-2, GR62-3, GS405, GS41, GS62, GS63, GS64, GS65, GS71, GS90, WBA, WKT1000, WKT1200, WKTS



1

GEV No.	502232	Ref. No.	61004837 61005189
----------------	--------	-----------------	----------------------

description wash distributor mounting pos. upper ø 50mm plastic

For models: GS501, GS502, GS515



1

GEV No.	524520	Ref. No.	61003694
----------------	--------	-----------------	----------

description wash distributor mounting pos. upper ø 51mm L 294mm plastic

For models: GS42




1


GEV No.	519474	Ref. No.	62001172
----------------	--------	-----------------	----------

description wash distributor mounting pos. upper suitable for WINTERHALTER model GS24

For models: GS24


			
1			
GEV No.	524841	Ref. No.	65004822
description	wash distributor ø 49mm L 468mm plastic		
For models:	GR66-1, GS660		


			
1			
GEV No.	502167	Ref. No.	61005278
description	wash jet for dishwasher		
For models:	GS501, GS502, GS515		


			
1			
GEV No.	519473	Ref. No.	60003519
description	wash pipe suitable for WINTERHALTER model GS 310		
For models:	GS302, GS310, GS315		


washing and rinsing systems (sorted by producer)


WINTERHALTER


			
1			
GEV No.	502157	Ref. No.	61005052
description	wash arm L 565mm nozzles 6 mounting pos. upper/lower		
For models:	GS501, GS502, GS515		


			
1			
GEV No.	502097	Ref. No.	30002022 71001453
description	wash arm L 570mm nozzles 6 mounting pos. upper/lower		
For models:	MTF, MTR, STR		

			
1			
GEV No.	502098	Ref. No.	61005611
description	wash arm L 580mm nozzles 6 mounting pos. lower		
For models:	GS501, GS502, GS515		

			
1			
GEV No.	502053	Ref. No.	65004997
description	wash arm L 635mm nozzles 7 mounting pos. upper/lower		
For models:	GS640, GS640-McDonalds, GS650, GS650-McDonalds, GS660		


			
1			
GEV No.	517748	Ref. No.	62003531
description	wash arm mounting pos. upper L 385mm nozzles 6		
For models:	GS202, GS402		

			
1			
GEV No.	502077	Ref. No.	60003520
description	wash arm nozzles 6		
For models:	GS302, GS310, GS315, GS501, GS502, GS515		




1

GEV No.	502248	Ref. No.	30002021 70003000 70005762
description	wash arm stationary L 472mm W 40mm H 40mm nozzles 5		
For models:	MTF, MTR, STR, WKTS		



1

GEV No.	502055	Ref. No.	5507032 5507035
description	wash arm L 630mm nozzles 4 mounting pos. lower		
For models:	GR1410, GR1420, GR1430, GR63, GR63-1		




1

GEV No.	502034	Ref. No.	2804041
description	D-lock		
For models:	GKTS2600, GR1200, GR1210, GR1220, GR1221, GR1230, GR1231, GR1320, GR1321, GR1400, GR1410, GR1420, GR1430, GR62, GR62-1, GR62-2, GR62-3, GR63, GR63-1, GR64, GR65, GR66, GR66-1, GS10, GS100, GS100-1, GS10-2, GS12, GS14, GS14E, GS15, GS15E, GS22, GS23, GS25, GS27, GS27B, GS28, GS32, GS34, GS4, GS40, GS40S, GS41, GS41-1, GS41-3, GS41-4, GS41-4S, GS41-5, GS42...(Other models you can see in the webshop)		



1

GEV No.	502187	Ref. No.	2910532
description	union nut for wash jet H 18mm thread 1/2" WS 24		
For models:	GKTS2600, GR1200, GR1210, GR1220, GR1221, GR1230, GR1231, GR1320, GR1321, GR1400, GR1410, GR1420, GR1430, GR62, GR62-1, GR62-2, GR62-3, GR63, GR63-1, GS62, GS63, GS64, GS65, H52, WBA		






1

GEV No.	502211	Ref. No.	2910509
description	wash jet mounting pos. lower H 24mm ø 12/18mm		
For models:	GKTS2600, GR1210, GR1220, GR1221, GR1230, GR1231, GR1410, GR1420, GR1430, GR62, GR62-1, GR62-2, GR62-3, GR63, GR63-1		




1

GEV No.	502078	Ref. No.	62001807 620018072	
description	wash arm L 470mm nozzles 5 mounting pos. right/left mounting ø 35mm			
For models:	GS29, GS29B			
spare parts for	502078			
	GEV No.	502023	Ref. No.	62001808
union nut				
	GEV No.	502024	Ref. No.	62001809
wash jet				
accessories for	502078			
	GEV No.	502036	Ref. No.	2707049 2707053 5101286
O-ring EPDM thickness 2.62mm ID ø 28.25mm Qty 1 pcs				





1

GEV No.	502139	Ref. No.	3501210
description	end piece for wash arm thread 1/2" L 37mm		
For models:	GS100-1, GS14, GS14E, GS15, GS15E, GS29, GS29B, GS41-1, GS41-4, GS41-4S, GS41-5, GS42, GS72, WKT1000		



1


GEV No.	502023	Ref. No.	62001808	
description	union nut			
For models:	GR64, GR65, GR66, GR66-1, GS29, GS29B, GS41-1, GS41-4, GS41-4S, GSR36, GSR36E, GSR36E-McDonalds, GSR36-McDonalds, KTS1900, KTS2400, WKT1000, WKT1200, WKTS			
accessories for	502023			
	GEV No.	502024	Ref. No.	62001809
wash jet				




1


GEV No.	502024	Ref. No.	62001809
description	wash jet		
For models:	GS29, GS29B		





			
1			
GEV No.	502105	Ref. No.	60001846
description	wash arm L 470mm nozzles 5 mounting pos. upper/lower		
For models:	GS14, GS14E, GS15, GS15E		


			
1			
GEV No.	502190	Ref. No.	5507052 5507057
description	wash arm L 470mm nozzles 6 mounting pos. upper/lower		
For models:	GS10-2, GS12, GS8, GS81		


			
1			
GEV No.	502110	Ref. No.	61002795
description	wash arm L 540mm nozzles 6 mounting pos. lower		
For models:	GS72		


			
1			
GEV No.	502099	Ref. No.	61002557
description	wash arm L 550mm nozzles 6 mounting pos. upper		
For models:	GS100-1, GS41-1, GS41-4, GS41-4S, GS41-5, GS42		

			
1			
GEV No.	502095	Ref. No.	3501196 5005244 61001965
description	wash arm L 594mm nozzles 7 mounting pos. lower complete		
For models:	GS100-1, GS41-1, GS41-4, GS41-4S, GS41-5, GS42, GS72, GS81, WKT1000		


			
1			
GEV No.	502034	Ref. No.	2804041
description	D-lock		
For models:	GKTS2600, GR1200, GR1210, GR1220, GR1221, GR1230, GR1231, GR1320, GR1321, GR1400, GR1410, GR1420, GR1430, GR62, GR62-1, GR62-2, GR62-3, GR63, GR63-1, GR64, GR65, GR66, GR66-1, GS10, GS100, GS100-1, GS10-2, GS12, GS14, GS14E, GS15, GS15E, GS22, GS23, GS25, GS27, GS27B, GS28, GS32, GS34, GS4, GS40, GS40S, GS41, GS41-1, GS41-3, GS41-4, GS41-4S, GS41-5, GS42...(Other models you can see in the webshop)		


			
1			
GEV No.	502035	Ref. No.	2804042
description	D-lock		
For models:	GS10-2, GS12, GS34, GS8, GS81, WKT5		


			
1			
GEV No.	502139	Ref. No.	3501210
description	end piece for wash arm thread 1/2" L 37mm		
For models:	GS100-1, GS14, GS14E, GS15, GS15E, GS29, GS29B, GS41-1, GS41-4, GS41-4S, GS41-5, GS42, GS72, WKT1000		


			
1			
GEV No.	502025	Ref. No.	2910504 2910505 60002465 61003031 61003032
description	wash jet complete		
For models:	GS100-1, GS10-2, GS12, GS14, GS14E, GS15, GS15E, GS34, GS41-1, GS41-4, GS41-4S, GS41-5, GS42, GS72, GS8, GS81, WKT1000		





			
1			
GEV No.	502109	Ref. No.	5507002
description	wash arm L 570mm nozzles 6 mounting pos. intermediate rinsing, Mediamat		
For models:	WKTS		



			
1			
GEV No.	502034	Ref. No.	2804041
description	D-lock		
For models:	GKTS2600, GR1200, GR1210, GR1220, GR1221, GR1230, GR1231, GR1320, GR1321, GR1400, GR1410, GR1420, GR1430, GR62, GR62-1, GR62-2, GR62-3, GR63, GR63-1, GR64, GR65, GR66, GR66-1, GS10, GS100, GS100-1, GS10-2, GS12, GS14, GS14E, GS15, GS15E, GS22, GS23, GS25, GS27, GS27B, GS28, GS32, GS34, GS4, GS40, GS40S, GS41, GS41-1, GS41-3, GS41-4, GS41-4S, GS41-5, GS42...(Other models you can see in the webshop)		


			
1			
GEV No.	502035	Ref. No.	2804042
description	D-lock		
For models:	GS10-2, GS12, GS34, GS8, GS81, WKTS		



			
1			
GEV No.	510203	Ref. No.	2910527
description	wash jet black/black hole ø 5mm thread 1/2"		
For models:	GS10, GS100, GS22, GS23, GS25, GS27, GS32, GS4, GS40, GS61, GS62, GS63, GS64, GS65, GS7, GS70, GS80, GS9, GS90, WBA, WKTS		


			
1			
GEV No.	502191	Ref. No.	70002382
description	wash arm L 550mm nozzles 6 mounting pos. upper/lower		
For models:	WKT1200		


			
1			
GEV No.	502201	Ref. No.	70002104
description	nozzle H 14mm ø 20.5mm slotted		
For models:	WKT1200		


			
1			
GEV No.	502023	Ref. No.	62001808
description	union nut		
For models:	GR64, GR65, GR66, GR66-1, GS29, GS29B, GS41-1, GS41-4, GS41-4S, GSR36, GSR36E, GSR36E-McDonalds, GSR36-McDonalds, KTS1900, KTS2400, WKT1000, WKT1200, WKTS		
accessories for	502023		
			
GEV No.	502024	Ref. No.	62001809
wash jet			


			
1			
GEV No.	517742	Ref. No.	65003911
description	wash arm mounting pos. upper/lower L 650mm nozzles 7		
For models:	GR64, GR65, GR66-1		


			
1			
GEV No.	502023	Ref. No.	62001808
description	union nut		
For models:	GR64, GR65, GR66, GR66-1, GS29, GS29B, GS41-1, GS41-4, GS41-4S, GSR36, GSR36E, GSR36E-McDonalds, GSR36-McDonalds, KTS1900, KTS2400, WKT1000, WKT1200, WKTS		
accessories for	502023		
			
GEV No.	502024	Ref. No.	62001809
wash jet			


			
1			
GEV No.	517764	Ref. No.	65003150
description	wash jet mounting pos. upper/lower H 16mm ø 20mm inclined		
For models:	GR64, GR65, GR66, GR66-1, GS41-1, GS41-4, GS41-4S		



			
1			
GEV No.	517745	Ref. No.	61002251
description	wash arm mounting pos. centre L 570mm nozzles 6		
For models:	GS72		


			
1			
GEV No.	517743	Ref. No.	5507051 5507054
description	wash arm mounting pos. lower L 540mm nozzles 6		
For models:	GS81		


			
1			
GEV No.	502032	Ref. No.	2804040
description	D-lock		
For models:	GR1200, GR1400, GR62, GR62-1, GS10, GS100, GS22, GS23, GS23H, GS25, GS27, GS27B, GS28, GS32, GS4, GS40, GS405, GS41, GS41-3, GS61, GS62, GS63, GS64, GS65, GS7, GS70, GS71, GS72, GS80, GS81, GS9, GS90, WBA, WKTS		


			
1			
GEV No.	502034	Ref. No.	2804041
description	D-lock		
For models:	GKTS2600, GR1200, GR1210, GR1220, GR1221, GR1230, GR1231, GR1320, GR1321, GR1400, GR1410, GR1420, GR1430, GR62, GR62-1, GR62-2, GR62-3, GR63, GR63-1, GR64, GR65, GR66, GR66-1, GS10, GS100, GS100-1, GS10-2, GS12, GS14, GS14E, GS15, GS15E, GS22, GS23, GS25, GS27, GS27B, GS28, GS32, GS34, GS4, GS40, GS405, GS41, GS41-1, GS41-3, GS41-4, GS41-4S, GS41-5, GS42...(Other models you can see in the webshop)		


			
1			
GEV No.	502025	Ref. No.	2910504 2910505 60002465 61003031 61003032
description	wash jet complete		
For models:	GS100-1, GS10-2, GS12, GS14, GS14E, GS15, GS15E, GS34, GS41-1, GS41-4, GS41-4S, GS41-5, GS42, GS72, GS8, GS81, WKT1000		

			
1			
GEV No.	517744	Ref. No.	5507008
description	wash arm mounting pos. lower L 565mm nozzles 6		
For models:	WBA, WKTS		
spare parts for	517744		
	GEV No.	517759	Ref. No. 2910530
	wash jet mounting pos. upper/lower thread 1/2" H 56mm ø 24mm		

			
1			
GEV No.	502032	Ref. No.	2804040
description	D-lock		
For models:	GR1200, GR1400, GR62, GR62-1, GS10, GS100, GS22, GS23, GS23H, GS25, GS27, GS27B, GS28, GS32, GS4, GS40, GS405, GS41, GS41-3, GS61, GS62, GS63, GS64, GS65, GS7, GS70, GS71, GS72, GS80, GS81, GS9, GS90, WBA, WKTS		

			
1			
GEV No.	502034	Ref. No.	2804041
description	D-lock		
For models:	GKTS2600, GR1200, GR1210, GR1220, GR1221, GR1230, GR1231, GR1320, GR1321, GR1400, GR1410, GR1420, GR1430, GR62, GR62-1, GR62-2, GR62-3, GR63, GR63-1, GR64, GR65, GR66, GR66-1, GS10, GS100, GS100-1, GS10-2, GS12, GS14, GS14E, GS15, GS15E, GS22, GS23, GS25, GS27, GS27B, GS28, GS32, GS34, GS4, GS40, GS405, GS41, GS41-1, GS41-3, GS41-4, GS41-4S, GS41-5, GS42...(Other models you can see in the webshop)		

			
1			
GEV No.	517759	Ref. No.	2910530
description	wash jet mounting pos. upper/lower thread 1/2" H 56mm ø 24mm		
For models:	GS62, GS63, GS64, GS65, WBA, WKTS		

			
1			
GEV No.	517746	Ref. No.	62001150 62001151
description	wash arm mounting pos. lower L 335mm nozzles 4		
For models:	GS24		



1

GEV No.	502027	Ref. No.	62001153
description	wash jet		
For models:	GS24		



1

GEV No.	517747	Ref. No.	5507006 5507050 5507056
description	wash arm mounting pos. lower L 355mm nozzles 4		
For models:	GS23, GS23H, GS25, GS27, GS4		



1

GEV No.	502032	Ref. No.	2804040
description	D-lock		
For models:	GR1200, GR1400, GR62, GR62-1, GS10, GS100, GS22, GS23, GS23H, GS25, GS27, GS27B, GS28, GS32, GS4, GS40, GS405, GS41, GS41-3, GS61, GS62, GS63, GS64, GS65, GS7, GS70, GS71, GS72, GS80, GS81, GS9, GS90, WBA, WKTS		



1

GEV No.	502034	Ref. No.	2804041
description	D-lock		
For models:	GKTS2600, GR1200, GR1210, GR1220, GR1221, GR1230, GR1231, GR1320, GR1321, GR1400, GR1410, GR1420, GR1430, GR62, GR62-1, GR62-2, GR62-3, GR63, GR63-1, GR64, GR65, GR66, GR66-1, GS10, GS100, GS100-1, GS10-2, GS12, GS14, GS14E, GS15, GS15E, GS22, GS23, GS25, GS27, GS27B, GS28, GS32, GS34, GS4, GS40, GS405, GS41, GS41-1, GS41-3, GS41-4, GS41-4S, GS41-5, GS42...(Other models you can see in the webshop)		



1

GEV No.	510203	Ref. No.	2910527
description	wash jet black/black hole ø 5mm thread 1/2"		
For models:	GS10, GS100, GS22, GS23, GS25, GS27, GS32, GS4, GS40, GS61, GS62, GS63, GS64, GS65, GS7, GS70, GS80, GS9, GS90, WBA, WKTS		



1

GEV No.	502018	Ref. No.	2910538
description	wash jet black/white hole ø 7mm thread 1/2"		
For models:	GR1200, GR1400, GS10, GS22, GS23, GS25, GS27, GS27B, GS28, GS32, GS4, GS7, GS9		



1

GEV No.	524650	Ref. No.	5507016 61000945
description	wash arm L 537mm nozzles 6 mounting pos. upper/lower H 50mm W 44mm complete with nozzle		
For models:	GS100, GS40, GS405, GS41, GS41-3, GS61, GS62, GS63, GS64, GS65, GS70, GS71, GS80, GS90		



1

GEV No.	502032	Ref. No.	2804040
description	D-lock		
For models:	GR1200, GR1400, GR62, GR62-1, GS10, GS100, GS22, GS23, GS23H, GS25, GS27, GS27B, GS28, GS32, GS4, GS40, GS405, GS41, GS41-3, GS61, GS62, GS63, GS64, GS65, GS7, GS70, GS71, GS72, GS80, GS81, GS9, GS90, WBA, WKTS		



1

GEV No.	502034	Ref. No.	2804041
description	D-lock		
For models:	GKTS2600, GR1200, GR1210, GR1220, GR1221, GR1230, GR1231, GR1320, GR1321, GR1400, GR1410, GR1420, GR1430, GR62, GR62-1, GR62-2, GR62-3, GR63, GR63-1, GR64, GR65, GR66, GR66-1, GS10, GS100, GS100-1, GS10-2, GS12, GS14, GS14E, GS15, GS15E, GS22, GS23, GS25, GS27, GS27B, GS28, GS32, GS34, GS4, GS40, GS405, GS41, GS41-1, GS41-3, GS41-4, GS41-4S, GS41-5, GS42...(Other models you can see in the webshop)		



1

GEV No.	510203	Ref. No.	2910527
description	wash jet black/black hole ø 5mm thread 1/2"		
For models:	GS10, GS100, GS22, GS23, GS25, GS27, GS32, GS4, GS40, GS61, GS62, GS63, GS64, GS65, GS7, GS70, GS80, GS9, GS90, WBA, WKTS		




1


GEV No.	502016	Ref. No.	2910528
description	wash jet black/grey hole ø 6mm thread 1/2"		
For models:	GS10, GS100, GS22, GS25, GS32, GS4, GS40, GS405, GS41, GS41-3, GS61, GS7, GS70, GS71, GS80, GS9		





1

GEV No.	502017	Ref. No.	2910522
description	wash jet grey/black hole ø 5mm thread 1/2"		
For models:	GS10, GS100, GS22, GS32, GS40, GS405, GS41, GS61, GS62, GS63, GS64, GS65, GS7, GS70, GS71, GS80, GS9, GS90		


			
1			
GEV No.	510202	Ref. No.	2910520
description	wash jet grey/grey hole ø 6mm thread 1/2"		
For models:	GS10, GS100, GS22, GS32, GS40, GS405, GS41, GS41-3, GS61, GS7, GS70, GS71, GS80, GS9		


			
1			
GEV No.	524630	Ref. No.	30002770 60004427
description	wash and rinse arm mounting pos. upper/lower w. jets 12 r. jets 8 H 38mm L 518mm W 184mm		
For models:	UC-L, UC-L-McDonalds, UC-M, UC-M-McDonalds, UC-XL, UC-XL-McDonalds		


			
1			
GEV No.	502142	Ref. No.	62003015 62003539
description	wash arm L 385mm W 130mm nozzles 8 mounting pos. lower		
For models:	GS202, GS402		


			
1			
GEV No.	502000	Ref. No.	60002994 60003803
description	wash arm L 458mm W 150mm nozzles 10 mounting pos. right/left		
For models:	GS215, GS302, GS310, GS315		


			
1			
GEV No.	502271	Ref. No.	30002197
description	wash arm L 555mm W 185mm H 40mm nozzles 26		


			
1			
GEV No.	524638	Ref. No.	60004854
description	end cap for wash arm ED ø 31mm thickness 7mm plastic		
For models:	UC-L, UC-L-McDonalds, UC-M, UC-M-McDonalds, UC-S, UC-XL, UC-XL-McDonalds		


			
1			
GEV No.	502132	Ref. No.	60003802
description	end piece for wash arm mounting pos. left/right		
For models:	GS215, GS302, GS310, GS315		


			
1			
GEV No.	524912	Ref. No.	62003538
description	end piece for wash arm mounting pos. right/left L 129mm H 30mm		
For models:	GS202, GS402		


			
1			
GEV No.	502189	Ref. No.	62003347
description	rinse arm L 386mm nozzles 6 mounting ø 14mm mounting pos. upper/lower with 2 rinse arm shafts W 30mm		
For models:	GS202, GS402, MTF, MTR		


			
1			
GEV No.	507453	Ref. No.	61006244
description	rinse arm L 495mm nozzles 7 mounting ø 14mm mounting pos. lower stainless steel		
For models:	GR66-1, GS501, GS502, GS515, GS660		


			
1			
GEV No.	519446	Ref. No.	60003515
description	rinse arm L 500mm nozzles 7 mounting ø 13.5mm mounting pos. lower		
For models:	GS215, GS302, GS310, GS315, GS501, GS502, GS515, MTF, MTR		


			
1			
GEV No.	502230	Ref. No.	61004529 61005327 65005499
description	rinse arm L 560mm nozzles 9		
For models:	GR64, GR65, GR66-1, GS501, GS502, GS515, GS640, GS640-McDonalds, GS650, GS650-McDonalds, GS660		


			
1			
GEV No.	517701	Ref. No.	61006619
description	rinse arm mounting pos. lower L 495mm nozzles 7 with rinse arm shaft thread M12x1.75		
For models:	GS502, GS515		


			
1			
GEV No.	524632	Ref. No.	61006612
description	rinse arm mounting pos. upper/lower L 495mm nozzles 7 mounting ø 14mm with 2 rinse arm shafts		
For models:	GS215, GS302, GS310, GS315, GS502, GS515		


			
1			
GEV No.	524631	Ref. No.	65005462
description	rinse arm mounting pos. upper/lower L 560mm nozzles 9 mounting ø 14mm with rinse arm shaft		
For models:	GS501, GS502, GS515, GS640, GS640-McDonalds, GS650, GS650-McDonalds, GS660		


			
1			
GEV No.	517534	Ref. No.	2910233 5510078
description	rinse arm L 460mm nozzles 6 thread 3/4"		
For models:	GR62, GR62-1, GS10-2, GS12, GS29, GS34, GS8		


			
1			
GEV No.	502158	Ref. No.	62002822 62002891
description	rinse arm L 460mm nozzles 7 mounting ø 14mm mounting pos. lower complete with nozzle		
For models:	GS14, GS14E, GS15, GS15E, GS29		



			
1			
GEV No.	517535	Ref. No.	5510114
description	rinse arm L 460mm nozzles 7 mounting ø 14mm with holder		
For models:	GS14, GS14E, GS15, GS15E, GS29		



			
1			
GEV No.	517514	Ref. No.	2910235 5510091
description	rinse arm L 530mm nozzles 8 thread M26x1.75		
For models:	GR62-2, GR62-3, GS100-1, GS41-1, GS41-3, GS41-4, GS41-4S, GS41-5, GS42, GS72, GS81		


			
1			
GEV No.	517515	Ref. No.	62001958
description	rinse arm mounting pos. lower L 465mm nozzles 8 thread M26x1.75		
For models:	GR66, GS14, GS14E, GS15, GS15E, GS29		

			
1			
GEV No.	502175	Ref. No.	2910240
description	end cap for rinse arm with O-ring thread M11x1 ø 9.5mm suitable for WINTERHALTER		
For models:	GR62, GR62-1, GR62-2, GR62-3, GS10-2, GS29, GS41-1, GS41-4, GS41-4S, GS41-5, GS42, GS72, GS8		


			
1			
GEV No.	502046	Ref. No.	2910312
description	rinse jet		
For models:	BAVARIA2000, GR62, GR62-1, GR62-2, GR62-3, GR66, GS100-1, GS10-2, GS12, GS14, GS14E, GS15, GS15E, GS23H, GS23S, GS24, GS28, GS29, GS41-1, GS41-3, GS41-4, GS41-4S, GS41-5, GS42, GS72, GS8, MTF, MTR, STR, WBA, WKT1000, WKTS		


<div><div>1</div></div>			
GEV No.	502047	Ref. No.	62002811 62002820
description	rinse jet		
For models:	GR64, GR65, GR66-1, GS14, GS14E, GS15, GS15E, GS29, GS501, GS502, GS515, GS640, GS640-McDonalds, GS650, GS650-McDonalds, GS660		
accessories for	502047		
<div></div>			
GEV No.	502048	Ref. No.	62002812
union nut			

				
1				
GEV No.	502048	Ref. No.	62002812	
description	union nut			
For models:	GR64, GR65, GR66-1, GS14, GS14E, GS15, GS15E, GS29, GS501, GS502, GS515, GS640, GS640-McDonalds, GS650, GS650-McDonalds, GS660			
accessories for	502048			
	GEV No.	502047	Ref. No.	62002811 62002820
rinse jet				

			
1			
GEV No.	517520	Ref. No.	5510112
description	rinse arm mounting pos. lower L 480mm W 410mm nozzles 4		
For models:	GS28		

			
1			
GEV No.	517516	Ref. No.	70200118 70200415
description	rinse arm mounting pos. lower L 610mm nozzles 3		
For models:	WKT1000		

			
1			
GEV No.	517519	Ref. No.	61002099 61004421
description	rinse arm mounting pos. upper L 580mm nozzles 4		
For models:	GS41-1, GS41-4, GS41-4S, GS41-5		

			
1			
GEV No.	524649	Ref. No.	5510015
description	rinse arm mounting pos. upper L 610mm nozzles 4 complete with nozzle thread M9x1.25		
For models:	GS40, GS40S, GS41, GS41-3, GS61, GS62, GS63, GS64, GS65, GS70, GS71		




1

GEV No.	517518	Ref. No.	61002301
description	rinse arm mounting pos. upper L 625mm nozzles 5		
For models:	GS72		

1

GEV No.	524671	Ref. No.	70009067
description	rinse arm mounting pos. upper/lower L 590mm nozzles 3 complete with nozzle thread 1/2" ø 12mm		
For models:	MTF, MTR		

1

GEV No.	524538	Ref. No.	70004644
description	rinse arm mounting pos. upper/lower L 590mm nozzles 4 complete with nozzle thread 1/2" ø 12mm		
For models:	WKTS		
spare parts for	524538		
	GEV No.	524546	Ref. No. 2910314
	rinse jet H 10mm thread 1/16" NPT WS 10		

1

GEV No.	517517	Ref. No.	65002776
description	rinse arm mounting pos. upper/lower L 695mm nozzles 3		
For models:	GR63, GS62, GS63, GS64, GS65		

1

GEV No.	502046	Ref. No.	2910312
description	rinse jet		
For models:	BAVARIA2000, GR62, GR62-1, GR62-2, GR62-3, GR66, GS100-1, GS10-2, GS12, GS14, GS14E, GS15, GS15E, GS23H, GS23S, GS24, GS28, GS29, GS41-1, GS41-3, GS41-4, GS41-4S, GS41-5, GS42, GS72, GS8, MTF, MTR, STR, WBA, WKT1000, WKTS		

1


GEV No.	524546	Ref. No.	2910314
description	rinse jet H 10mm thread 1/16" NPT WS 10		
For models:	WKTS		

miscellaneous

1

GEV No.	502041	Ref. No.	2910308 65002754
description	rinse jet		
For models:	GS12, GS14, GS14E, GS15, GS15E, GS23, GS23H, GS24, GS27, GS27B, GS28, GS29, GS29B, GS630-McDonalds, GSR36, GSR36E, GSR36E-McDonalds, GSR36-McDonalds, WKT1000		


1


GEV No.	510204	Ref. No.	2910201 2910231 65002765
description	rinse jet		
For models:	GKTS2600, GR1200, GR1210, GR1220, GR1221, GR1230, GR1231, GR1320, GR1321, GR1400, GR1410, GR1420, GR1430, GR62, GR62-1, GR62-2, GR62-3, GR63, GR64, GR65, GR66, GR66-1, GS10, GS100, GS100-1, GS10-2, GS12, GS22, GS23, GS23S, GS25, GS27, GS32, GS34, GS4, GS40, GS40S, GS41, GS41-1, GS41-3, GS41-4, GS41-4S, GS41-5, GS42, GS501, GS502, GS515, GS61, GS62, GS63...(Other models you can see in the webshop)		
accessories for	510204		
	GEV No.	510205	Ref. No. 2910200 2910230 65002764
	swirl H 19mm ø 8mm H1 7mm		


1

GEV No.	517525	Ref. No.	2910313
description	rinse jet H 9.6mm thread 1/16" NPT WS 10 code 5		
For models:	GKTS2600, KTS1900, KTS2400, WKT1200, WKTS		





			
GEV No.	510206	Ref. No.	5510008
description	rinse jet holder		
For models:	GR1200, GR1400, GR62, GR62-1, GS10, GS100, GS100-1, GS10-2, GS12, GS22, GS27B, GS32, GS34, GS40, GS405, GS41, GS41-1, GS41-3, GS41-4, GS41-4S, GS61, GS62, GS63, GS64, GS65, GS7, GS70, GS71, GS8, GS80, GS81, GS9, GS90, WBA		


			
GEV No.	502040	Ref. No.	2910307 65002755
description	swirl H 16mm ø 6.5mm H1 4.5mm		
For models:	GS12, GS14, GS14E, GS15, GS15E, GS23, GS23H, GS24, GS27, GS27B, GS28, GS29, GS29B, GS630-McDonalds, GSR36, GSR36E, GSR36E-McDonalds, GSR36-McDonalds, WKT1000		


			
GEV No.	510205	Ref. No.	2910200 2910230 65002764
description	swirl H 19mm ø 8mm H1 7mm		
For models:	GKTS2600, GR1200, GR1210, GR1220, GR1221, GR1230, GR1231, GR1320, GR1321, GR1400, GR1410, GR1420, GR1430, GR62, GR62-1, GR62-2, GR62-3, GR63, GR64, GR65, GR66, GR66-1, GS10, GS100, GS100-1, GS10-2, GS12, GS22, GS23, GS23S, GS25, GS27, GS32, GS34, GS4, GS40, GS405, GS41, GS41-1, GS41-3, GS41-4, GS41-4S, GS41-5, GS42, GS501, GS502, GS515, GS61, GS62, GS63...(Other models you can see in the webshop)		


			
GEV No.	502029	Ref. No.	62001174
description	union nut		
For models:	GS14, GS14E, GS15, GS15E, GS24, GS29, GS29B, GS630-McDonalds, GSR36, GSR36E, GSR36E-McDonalds, GSR36-McDonalds		
accessories for	502029		
	GEV No.	502027	Ref. No. 62001153
wash jet			
	GEV No.	502028	Ref. No. 62001173
wash jet complete			
	GEV No.	502030	Ref. No. 2910515
wash jet			
	GEV No.	502040	Ref. No. 2910307 65002755
swirl H 16mm ø 6.5mm H1 4.5mm			
	GEV No.	502041	Ref. No. 2910308 65002754
rinse jet			


			
GEV No.	502026	Ref. No.	2910514
description	wash jet		
For models:	BAVARIA2000, GKTS2600, GR62, GR62-1, GS23H, WKTS		


			
GEV No.	502030	Ref. No.	2910515
description	wash jet		
For models:	GS28		

			
GEV No.	502028	Ref. No.	62001173
description	wash jet complete		
For models:	GS24		

			
GEV No.	517526	Ref. No.	70006984
description	wash jet for pre-rinsing H 104mm ø 14mm		
For models:	MTF, MTR		

			
GEV No.	524522	Ref. No.	70003003
description	wash jet H 13mm ø 21mm		
For models:	WKTS		

			
GEV No.	517695	Ref. No.	60001519
description	wash jet mounting pos. upper/lower H 13mm ø 20mm		
For models:	GR66, GSR36, GSR36E, GSR36E-McDonalds, GSR36-McDonalds, KTS1900, KTS2400		

			
GEV No.	501521	Ref. No.	62001154
description	wash arm mounting pos. lower thread ø 50mm L1 420mm		
For models:	GS24		



GEV No.	517805	Ref. No.	30000199
description	wash arm support D1 ø 52mm D2 ø 15mm D3 ø 12mm		
For models:	UC-L, UC-L-McDonalds, UC-M, UC-M-McDonalds, UC-S, UC-XL, UC-XL-McDonalds		



GEV No.	502037	Ref. No.	3501198 61004059
description	wash arm support dimensions 38x34mm		
For models:	GKTS2600, GR1221, GR1231, GR1321, GR62-2, GR62-3, GS100-1, GS14, GS14E, GS15, GS15E, GS23S, GS29, GS29B, GS41-1, GS41-4, GS41-4S, GS41-5, GS42, GS72, GS81, KTS1900, KTS2400, WKT1000		



GEV No.	517809	Ref. No.	62003020
description	wash arm support H 22mm L1 33mm W 36mm		
For models:	GS202, GS402		



GEV No.	518667	Ref. No.	70011035
description	wash arm support H 30mm L1 105mm		



GEV No.	517808	Ref. No.	62003287
description	wash arm support H 48mm L1 70mm W 58mm		
For models:	GS202, GS402		



GEV No.	502161	Ref. No.	60003516
description	wash arm support mounting pos. lower		
For models:	GS202, GS215, GS302, GS310, GS315, GS402		






GEV No.	517756	Ref. No.	70004633
description	wash arm support mounting pos. lower ø 40mm H 140mm ID ø 33mm		
For models:	MTF, MTR, WKTS		




GEV No.	517757	Ref. No.	62003406
description	wash arm support mounting pos. lower ø 77mm H 62mm ID ø 39mm		
For models:	GS202, GS402		





GEV No.	502058	Ref. No.	61005909 61006065
description	wash arm support mounting pos. upper set		
For models:	GS501, GS502, GS515		
spare parts for	502058		
	GEV No.	101503	Ref. No. 2707074
	O-ring EPDM thickness 2mm ID ø 32mm Qty 1 pcs		
	GEV No.	507454	Ref. No. 60003021
	sealing ring for wash arm ø 57.8mm ID ø 53.4mm thickness 2mm		
	GEV No.	532605	Ref. No. 2707072
	O-ring EPDM thickness 1.5mm ID ø 12mm Qty 1 pcs		




GEV No.	502150	Ref. No.	3501006 5506018
description	wash arm support mounting pos. upper thread 3/4"		
For models:	GR1200, GR1400, GR62, GR62-1, GS10, GS100, GS10-2, GS12, GS22, GS23, GS25, GS27, GS27B, GS32, GS34, GS4, GS40, GS405, GS41, GS61, GS62, GS63, GS64, GS65, GS7, GS70, GS71, GS8, GS80, GS9, GS90, WBA, WKTS		


			
1			
GEV No.	502149	Ref. No.	61002263
description	wash arm support ø 25mm L 30mm		
For models:	BAVARIA2000, GS14, GS14E, GS15, GS15E, GS29, GS29B, GS41-1, GS41-4, GS41-4S, GS41-5, GS72, WKT1000		

			
1			
GEV No.	502038	Ref. No.	61002270 61004060
description	wash arm support ø 38mm H 69.5mm thread 3/4"		
For models:	GS41-1, GS41-4, GS41-4S, GS41-5, GS42, GS72, WKT1200		

			
1			
GEV No.	524847	Ref. No.	61002269
description	wash arm support ø 45mm H 28mm thread 3/4"		
For models:	GS72		

			
1			
GEV No.	502204	Ref. No.	3501161
description	wash arm bearing hole ø 16mm H 24.5mm		
For models:	GR62, GR62-1, GR62-2, GR62-3, GR66, GS100-1, GS10-2, GS12, GS14, GS14E, GS15, GS15E, GS29, GS34, GS41-1, GS41-3, GS41-4, GS41-4S, GS41-5, GS42, GS72, GS8, GS81		

rinse arm shafts

			
1			
GEV No.	502295	Ref. No.	61007023
description	rinse arm shaft for wash arm mounting pos. lower ø 18mm		

handles and hand wheels

handle rails


WINTERHALTER

			
1			
GEV No.	502155	Ref. No.	5515164 62001365
description	handle rail L 460mm W 52mm H 30mm suitable for GS24 blue hole distance 125mm Qty 1 pcs		
For models:	GS24		


			
1			
GEV No.	502079	Ref. No.	5515163 62001804 620018041
description	handle rail L 600mm W 40mm H 30mm blue hole distance 155mm Qty 1 pcs		
For models:	GS14, GS14E, GS15, GS15E, GS29, GS29B		

handle rails

			
1			
GEV No.	502155	Ref. No.	5515164 62001365
description	handle rail L 460mm W 52mm H 30mm suitable for GS24 blue hole distance 125mm Qty 1 pcs		
For models:	GS24		

			
1			
GEV No.	502079	Ref. No.	5515163 62001804 620018041
description	handle rail L 600mm W 40mm H 30mm blue hole distance 155mm Qty 1 pcs		
For models:	GS14, GS14E, GS15, GS15E, GS29, GS29B		

accessories

			
1			
GEV No.	502057	Ref. No.	62001948 62001953
description	gasket for handle rail L 595mm		
For models:	GS14, GS14E, GS15, GS15E, GS29, GS29B		

bracket handles



1

GEV No.	701049	Ref. No.	30000129
description	pull handle L 564mm H 55mm mounting distance 480mm thread M5 for dishwasher W 38mm kit		
For models:	UC-L, UC-L-McDonalds, UC-M, UC-M-McDonalds, UC-XL, UC-XL-McDonalds		



1

GEV No.	502216	Ref. No.	60003522
description	pull handle L 590mm H 29mm mounting distance 510mm thread M5 with screws		
For models:	BAVARIA2000, GS215, GS302, GS310, GS315		

miscellaneous



1

GEV No.	502061	Ref. No.	61005204 61008983
description	hood handle		
For models:	GS501, GS502, GS515		

locks

snap locks

producer-specific

WINTERHALTER



1

GEV No.	511693	Ref. No.	70003998
description	snap lock L 65mm W 29.5mm H 32mm mounting distance 47mm for dishwasher plastic		
For models:	WKTS		



1

GEV No.	701408	Ref. No.	70008012
description	snap lock L 68mm W 84mm complete		
For models:	MTF, MTR		

pullouts

rollers

rollers

accessories



1

GEV No.	560133	Ref. No.	2101304
description	hexagonal nut thread M6 H 5mm WS 10 SS DIN/ISO DIN 934 / ISO 4032/8673 Qty 20 pcs		
For models:	BAVARIA2000, GKTS2600, GR1221, GR1231, GR1321, GR62, GR62-1, GR63, GR63-1, GR64, GR65, GR66, GR66-1, GS100-1, GS12, GS14, GS14E, GS15, GS15E, GS23S, GS24, GS28, GS40, GS41-1, GS41-3, GS41-4, GS41-4S, GS41-5, GS501, GS502, GS515, GS61, GS630-McDonalds, GS640, GS640-McDonalds, GS650, GS650-McDonalds, GS660, GS70, GS72, Hydromat18, Hydromat25, KTS1900, KTS2400, MTF, STR, WKT1200, WKTS, ZU22		

equipment feet and end caps

screw-in feet



1

GEV No.	696477	Ref. No.	60003097 60004274
description	equipment foot thread M8 thread L 67mm ø 24mm H 129mm WS 24 Qty 1 pcs		
For models:	GS202, GS215, GS302, GS310, GS315, GS402, UC-L, UC-L-McDonalds, UC-M, UC-M-McDonalds, UC-S, UC-XL, UC-XL-McDonalds		

end caps and plugs

housing plugs




1

GEV No.	692444	Ref. No.	2509322
description	plug ø 9mm H 16mm plastic Qty 1 pcs		
For models:	GS501, GS502, GS515		

baskets

warewashing baskets

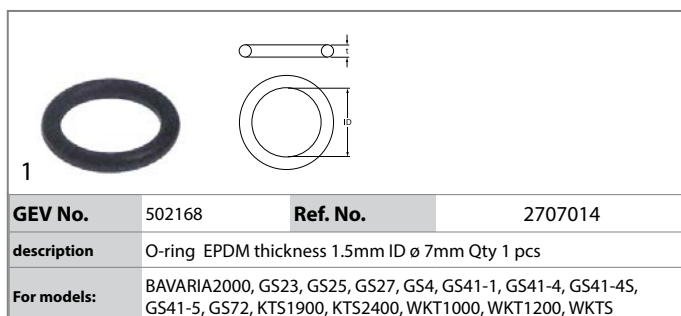
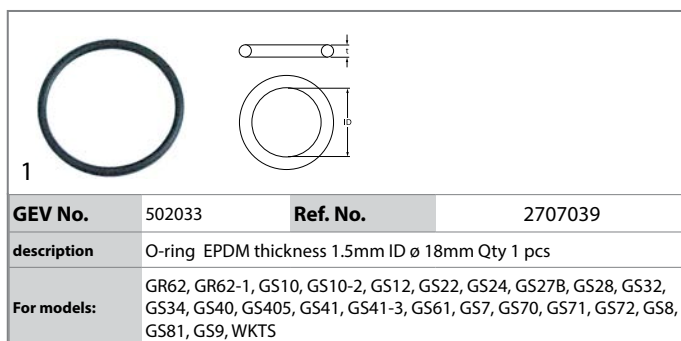
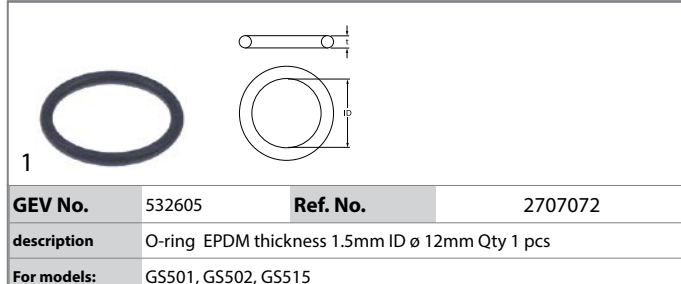


gaskets

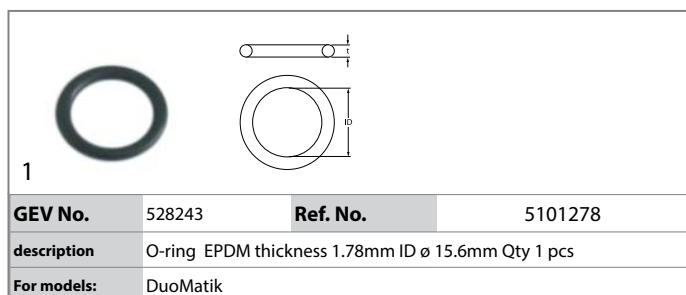
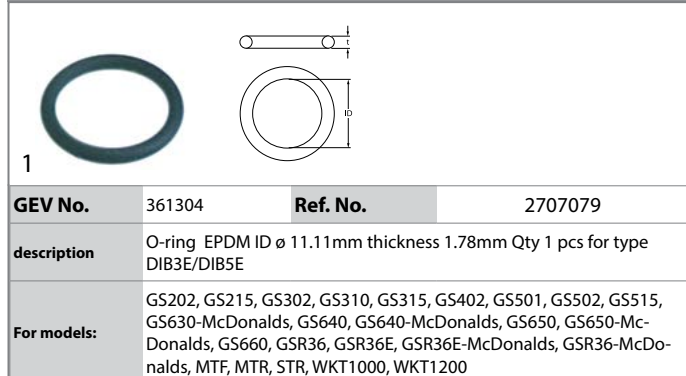
O-rings

EPDM

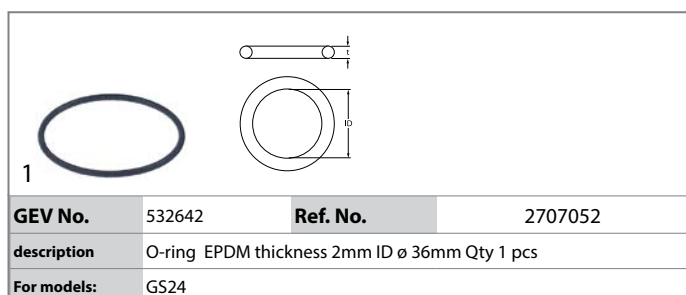
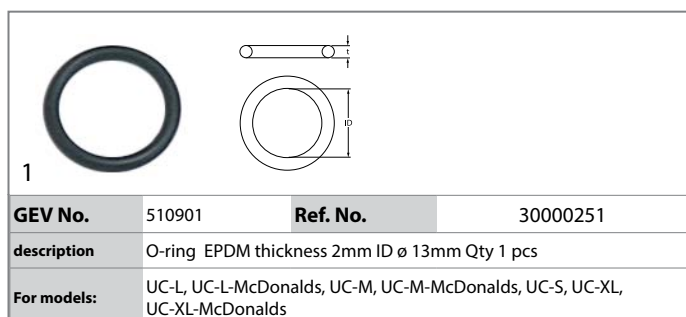
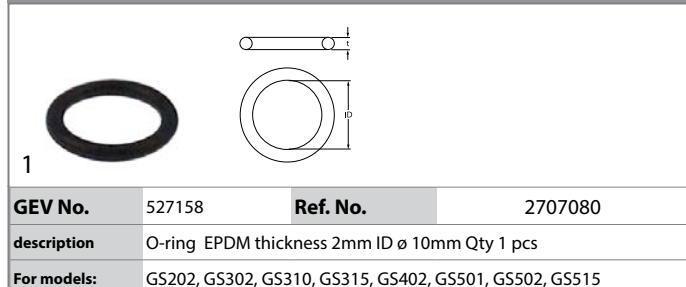
ø1.50mm




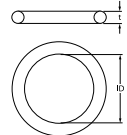
ø1.78mm




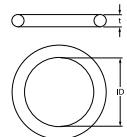
ø2.00mm


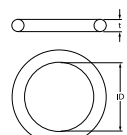



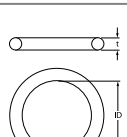


 			
GEV No.	361311	Ref. No.	2707012
description	O-ring EPDM thickness 2mm ID ø 6mm Qty 1 pcs for type N6		
For models:	BAVARIA2000, GS202, GS215, GS302, GS310, GS315, GS402, MTF, MTR, UC-L, UC-L-McDonalds, UC-M, UC-M-McDonalds, UC-S, UC-XL, UC-XL-McDonalds		


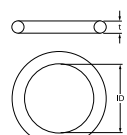
ø2.50mm


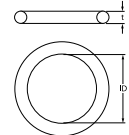
 			
GEV No.	532661	Ref. No.	30000723
description	O-ring EPDM thickness 2.5mm ID ø 10mm Qty 1 pcs		


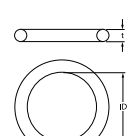
 			
GEV No.	502134	Ref. No.	2707062
description	O-ring EPDM thickness 2.5mm ID ø 26mm Qty 1 pcs		
For models:	GR64, GR65, GR66, GR66-1, GS42, GS501, GS502, GS515, GS630-McDonalds, GS640, GS640-McDonalds, GS650, GS650-McDonalds, GS660, GSR36, GSR36E, GSR36E-McDonalds, GSR36-McDonalds, MTF, MTR, STR, WKTS		


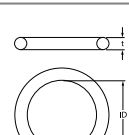
 			
GEV No.	532641	Ref. No.	2707006 2707035
description	O-ring EPDM thickness 2.5mm ID ø 42mm Qty 1 pcs		
For models:	GS24		


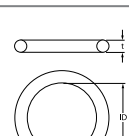
ø2.62mm

 			
GEV No.	528333	Ref. No.	2707010 2707019
description	O-ring EPDM thickness 2.62mm ID ø 13.1mm Qty 1 pcs		
For models:	BAVARIA2000, ELT10, ELT10GS, GS42, GS72, GSR36, GSR36E, GSR36E-McDonalds, GSR36-McDonalds, H52, Mixing-battery, ZU22		


 			
GEV No.	504590	Ref. No.	2707077
description	O-ring EPDM thickness 2.62mm ID ø 18.72mm Qty 1 pcs		
For models:	MTF, MTR, STR, WKT1200, WKTS		


 			
GEV No.	532058	Ref. No.	2707005 2707026 2707066 2707067 2707087
description	O-ring EPDM thickness 2.62mm ID ø 23.81mm Qty 10 pcs		
For models:	BAVARIA2000, GKTS2600, GM170, GM85, GR1210, GR1220, GR1221, GR1230, GR1231, GR1320, GR1321, GR62, GR62-1, GR62-2, GR62-3, GR63, GR63-1, GR64, GR65, GR66-1, GS10, GS100-1, GS10-2, GS12, GS14, GS14E, GS15, GS15E, GS202, GS215, GS22, GS28, GS29, GS302, GS310, GS315, GS32, GS34, GS40, GS402, GS405, GS41, GS41-1, GS41-3, GS41-4, GS41-4S, GS41-5, GS42, GS501, GS502...(Other models you can see in the webshop)		

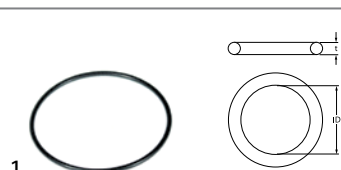
 			
GEV No.	502036	Ref. No.	2707049 2707053 5101286
description	O-ring EPDM thickness 2.62mm ID ø 28.25mm Qty 1 pcs		
For models:	BAVARIA2000, DuoMatik, GKTS2600, GR1221, GR1231, GR1321, GR62-2, GR62-3, GS100-1, GS14, GS14E, GS15, GS15E, GS23S, GS29, GS29B, GS41-1, GS41-4, GS41-4S, GS41-5, GS42, GS501, GS502, GS515, GS72, GS81, KTS1900, KTS2400, WKT1000, WKT1200		


 			
GEV No.	532047	Ref. No.	2707013
description	O-ring EPDM thickness 2.62mm ID ø 7.59mm Qty 10 pcs		
For models:	GKTS2600, GR1210, GR1220, GR1221, GR1230, GR1231, GR1320, GR1321, GR1410, GR1420, GR1430, GR62, GR62-1, GR62-2, GR62-3, GR63, GR63-1, GS100-1, GS23S, GS24, GS40, GS42, GS61, GS62, GS63, GS64, GS65, GS70, KTS1900, KTS2400, WKT1000, WKT1200		


ø3.00mm

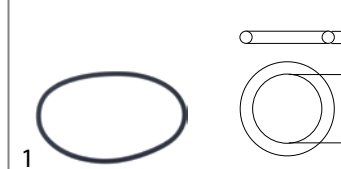
			
GEV No.	528492	Ref. No.	2707068
description	O-ring EPDM thickness 3mm ID ø 17mm Qty 1 pcs		
For models:	GS202, GS302, GS310, GS315, GS402		


			
GEV No.	510563	Ref. No.	2707078
description	O-ring EPDM thickness 3mm ID ø 28mm Qty 1 pcs		
For models:	MTF, MTR, WKT1200, WKTS		


			
GEV No.	502203	Ref. No.	2707007 2707043
description	O-ring EPDM thickness 3mm ID ø 51mm Qty 1 pcs		
For models:	GKTS2600, GR1200, GR1210, GR1220, GR1221, GR1230, GR1231, GR1320, GR1321, GR1400, GR1410, GR1420, GR1430, GR62, GR62-1, GR62-2, GR62-3, GR63, GR63-1, GR64, GR65, GR66, GR66-1, GS10, GS100-1, GS12, GS14, GS14E, GS15, GS15E, GS22, GS23, GS34, GS40, GS405, GS41, GS41-1, GS41-3, GS41-4, GS41-4S, GS41-5, GS42, GS61, GS62, GS63, GS64, GS65, GS7, GS70, GS71...(Other models you can see in the webshop)		


			
GEV No.	528192	Ref. No.	2707064 2707086
description	O-ring EPDM thickness 3mm ID ø 56mm Qty 1 pcs		
For models:	GS202, GS215, GS302, GS310, GS315, GS402, UC-L, UC-L-McDonalds, UC-M, UC-M-McDonalds, UC-S, UC-XL, UC-XL-McDonalds		


			
GEV No.	532644	Ref. No.	4004023
description	O-ring EPDM thickness 3mm ID ø 78mm Qty 1 pcs		
For models:	GS202, GS215, GS302, GS310, GS315, GS402, GS501, GS502, GS515, GS630-McDonalds, GS640, GS640-McDonalds, GS650, GS650-McDonalds, GS660, GSR36, GSR36E, GSR36E-McDonalds, GSR36-McDonalds, MTF, MTR, STR, UC-L, UC-L-McDonalds, UC-M, UC-M-McDonalds, UC-S, UC-XL, UC-XL-McDonalds		

			
GEV No.	510427	Ref. No.	5101427
description	O-ring EPDM thickness 3mm ID ø 83mm Qty 1 pcs		
For models:	RoMatik, RoMatik150		

			
GEV No.	511322	Ref. No.	2707040
description	O-ring EPDM thickness 3.53mm ID ø 20.22mm Qty 1 pcs		
For models:	BAVARIA2000, GKTS2600, GR1231, GR62, GR62-1, GR62-2, GR62-3, GR63, GR63-1, GR64, GR65, GR66, GR66-1, GS10, GS100-1, GS10-2, GS12, GS14, GS14E, GS15, GS15E, GS22, GS24, GS32, GS40, GS405, GS41, GS41-1, GS41-4, GS41-4S, GS41-5, GS42, GS501, GS502, GS515, GS61, GS640, GS640-McDonalds, GS650, GS650-McDonalds, GS660, GS7, GS70, GS71, GS72, GS8, GS81, GS9, GS90, H52...(Other models you can see in the webshop)		

			
GEV No.	532604	Ref. No.	2707075
description	O-ring EPDM thickness 3.53mm ID ø 91.67mm Qty 1 pcs		
For models:	GS501, GS502, GS515, GS630-McDonalds, GS640, GS640-McDonalds, GS650, GS650-McDonalds, GS660, MTF, MTR, STR		

			
GEV No.	503147	Ref. No.	3102216
description	pump cover gasket thickness 3.53mm ID ø 148.8mm Qty 1 pcs		
For models:	GS23, GS23H, GS23S, GS25, GS27, GS4		

			
GEV No.	502031	Ref. No.	2707016
description	O-ring EPDM thickness 4mm ID ø 28mm Qty 1 pcs		
For models:	GR1200, GR1400, GR62, GR62-1, GS10, GS100, GS10-2, GS12, GS22, GS23, GS23H, GS25, GS27, GS27B, GS28, GS32, GS34, GS4, GS40, GS405, GS41, GS41-3, GS61, GS62, GS63, GS64, GS65, GS7, GS70, GS71, GS72, GS8, GS80, GS81, GS9, GS90, H52, WBA, WKTS		

ø4.50mm



GEV No.	532542	Ref. No.	2707008
description	O-ring EPDM thickness 4.5mm ID ø 29.5mm Qty 1 pcs		
For models:	GR64, GR65, GR66-1, GS501, GS502, GS515, GS630-McDonalds, GS640, GS640-McDonalds, GS650, GS650-McDonalds, GS660, GSR36, GSR36E, GSR36E-McDonalds, GSR36-McDonalds, MTF, MTR, STR, WKTS		

ø5,00mm



GEV No.	532643	Ref. No.	2707065
description	O-ring EPDM thickness 5mm ID ø 54mm Qty 1 pcs		
For models:	GS202, GS215, GS302, GS310, GS315, GS402, GS501, GS502, GS515, UC-L, UC-L-McDonalds, UC-M, UC-M-McDonalds, UC-S, UC-XL, UC-XL-McDonalds		

ø6,00mm



GEV No.	532626	Ref. No.	2707092
description	O-ring EPDM thickness 6mm ID ø 34mm Qty 1 pcs		
For models:	GS630-McDonalds, UC-L, UC-L-McDonalds, UC-M, UC-M-McDonalds, UC-S, UC-XL, UC-XL-McDonalds		

ø7,00mm



GEV No.	532495	Ref. No.	2707015 2707037 2707069 2707088
description	O-ring EPDM thickness 7mm ID ø 43mm Qty 1 pcs		
For models:	BAVARIA2000, GKTS2600, GR1200, GR1210, GR1220, GR1221, GR1230, GR1231, GR1320, GR1321, GR1400, GR1410, GR1420, GR1430, GR62, GR62-1, GR62-2, GR62-3, GR63, GR63-1, GR64, GR65, GR66, GR66-1, GS10, GS100, GS100-1, GS10-2, GS12, GS14, GS14E, GS15, GS15E, GS22, GS23, GS23H, GS23S, GS24, GS25, GS27, GS27B, GS28, GS29, GS29B, GS32, GS34, GS4, GS40, GS405, GS41...(Other models you can see in the webshop)		

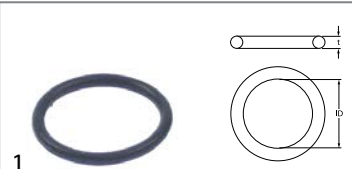
miscellaneous



GEV No.	511695	Ref. No.	2707070
description	O-ring EPDM thickness 1.2mm ID ø 5mm Qty 1 pcs		
For models:	BAVARIA2000, GS202, GS215, GS302, GS310, GS315, GS402, UC-L, UC-L-McDonalds, UC-M, UC-M-McDonalds, UC-S, UC-XL, UC-XL-McDonalds		



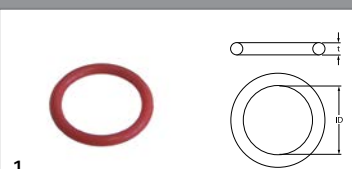
GEV No.	696735	Ref. No.	2707054
description	O-ring EPDM thickness 1mm ID ø 10mm Qty 1 pcs		
For models:	GS202, GS215, GS302, GS310, GS315, GS402, MTF, MTR, STR		



GEV No.	532662	Ref. No.	2707048
description	O-ring EPDM thickness 1mm ID ø 8mm Qty 1 pcs		
For models:	GS23S, GS24		

silicone

ø5.34mm



GEV No.	510562	Ref. No.	2707071 2707085
description	O-ring silicone thickness 5.34mm ID ø 47mm Qty 1 pcs		
For models:	GS202, GS215, GS302, GS310, GS315, GS402, GS630-McDonalds, UC-L, UC-L-McDonalds, UC-M, UC-M-McDonalds, UC-S, UC-XL, UC-XL-McDonalds		

sealing washers

fibre gaskets



GEV No.	519125	Ref. No.	2703003
description	flat gasket FIBER ED ø 18mm ID ø 10mm thickness 1.5mm Qty 1 pcs equiv. no. 903400		
For models:	BAVARIA2000, GKTS2600, GR1210, GR1220, GR1221, GR1230, GR1231, GR1320, GR1321, GR1410, GR1420, GR1430, GR62, GR62-1, GR62-2, GR62-3, GR63, GR63-1, GR64, GR65, GR66, GR66-1, GS10, GS100-1, GS10-2, GS12, GS14, GS14E, GS15, GS15E, GS22, GS23, GS23S, GS24, GS27, GS27B, GS28, GS29, GS29B, GS32, GS34, GS40, GS40S, GS41, GS41-1, GS41-3, GS41-4, GS41-4S, GS41-5, GS42...(Other models you can see in the webshop)		



GEV No.	502252	Ref. No.	2709033
description	flat gasket FIBER ED ø 18mm ID ø 11mm thickness 2mm Qty 1 pcs		



GEV No.	508017	Ref. No.	2709009
description	flat gasket FIBER ED ø 24mm ID ø 17mm thickness 2mm Qty 1 pcs		
For models:	BAVARIA2000, GKTS2600, GR1221, GR1231, GR1321, GR62, GR62-1, GR62-2, GR62-3, GR66, GS10, GS100, GS12, GS14, GS14E, GS15, GS15E, GS22, GS23H, GS23S, GS24, GS28, GS29, GS32, GS40, GS40S, GS41, GS41-1, GS41-4, GS41-4S, GS41-5, GS42, GS61, GS62, GS63, GS64, GS65, GS7, GS70, GS71, GS72, GS80, GS81, GS9, GS90, GSR36, GSR36E, GSR36E-McDonalds, GSR36-McDonalds, WKT1000...(Other models you can see in the webshop)		



GEV No.	510417	Ref. No.	2704002 2709036
description	flat gasket fibre ED ø 20mm ID ø 14mm thickness 2mm Qty 1 pcs		
For models:	BAVARIA2000, GKTS2600, GR1200, GR1210, GR1220, GR1221, GR1230, GR1231, GR1320, GR1321, GR1400, GR1410, GR1420, GR1430, GR62, GR62-1, GR62-2, GR62-3, GR63, GR63-1, GR64, GR65, GR66, GR66-1, GS10, GS100, GS100-1, GS10-2, GS12, GS14, GS14E, GS15, GS15E, GS22, GS23, GS23S, GS24, GS27, GS27B, GS29, GS29B, GS32, GS34, GS40, GS40S, GS41, GS41-1, GS41-3, GS41-4, GS41-4S...(Other models you can see in the webshop)		



GEV No.	521122	Ref. No.	2702011 2709011
description	flat gasket fibre ED ø 31mm ID ø 21.5mm thickness 2mm for thread 1/2" Qty 1 pcs		
For models:	BAVARIA2000, GKTS2600, GR1210, GR1220, GR1221, GR1230, GR1231, GR1320, GR1321, GR1410, GR1420, GR1430, GR62, GR62-1, GR62-2, GR62-3, GR63, GR63-1, GR64, GR65, GR66, GR66-1, GS10, GS100-1, GS10-2, GS12, GS14, GS14E, GS15, GS15E, GS22, GS23, GS23H, GS23S, GS24, GS25, GS27, GS27B, GS28, GS29, GS32, GS34, GS4, GS40, GS41-1, GS41-3, GS41-4, GS41-4S, GS41-5, GS42...(Other models you can see in the webshop)		



GEV No.	528134	Ref. No.	2702027 2709025
description	flat gasket fibre ED ø 34mm ID ø 27mm thickness 2mm for thread 3/4" Qty 1 pcs		
For models:	GKTS2600, GR1221, GR1231, GR1321, GR62, GR62-1, GR62-2, GR62-3, GR66, GS100-1, GS10-2, GS12, GS14, GS14E, GS15, GS15E, GS29, GS29B, GS41-1, GS41-3, GS41-4, GS41-4S, GS41-5, GS42, GS72, GS8, GS81, GSR36, GSR36E, GSR36E-McDonalds, GSR36-McDonalds, KTS1900, KTS2400, WKT1000		



GEV No.	506072	Ref. No.	2702023 2709021
description	flat gasket fibre ED ø 38mm ID ø 27mm thickness 2mm outflow for thread 1 1/4" Qty 1 pcs		
For models:	GS12, GS34		




GEV No.	502169	Ref. No.	2702010 2709010
description	gasket fibre ED ø 24mm ID ø 19.5mm thickness 1.5mm Qty 1 pcs		
For models:	GKTS2600, GM170, GM85, GR1200, GR1210, GR1220, GR1221, GR1230, GR1231, GR1320, GR1321, GR1400, GR1410, GR1420, GR1430, GR62, GR62-1, GR62-2, GR62-3, GR63, GR63-1, GR66, GR66-1, GS10, GS100, GS100-1, GS10-2, GS12, GS14, GS14E, GS15, GS15E, GS22, GS23, GS24, GS25, GS27, GS27B, GS28, GS32, GS34, GS4, GS40, GS40S, GS41, GS41-1, GS41-3, GS41-4, GS41-4S, GS41-5...(Other models you can see in the webshop)		

rubber gaskets





GEV No.	501001	Ref. No.	62001366
description	flat gasket rubber ED ø 24mm ID ø 17mm thickness 2mm Qty 1 pcs		
For models:	BAVARIA2000, GR62-2, GR62-3, GR64, GR65, GR66, GS14, GS14E, GS15, GS15E, GS23S, GS24, GS29, GS29B, GS41-5, GS42, GS501, GS502, GS515, GS630-McDonalds, GSR36, GSR36E, GSR36E-McDonalds, GSR36-McDonalds, KTS1900, KTS2400, MTF, MTR, WKT1000, WKT1200, WKT5		




			
GEV No.	502144	Ref. No.	2701003
description	flat gasket rubber ED ø 36mm ID ø 26mm thickness 2mm Qty 1 pcs		
For models:	BAVARIA2000, GKTS2600, GM170, GM85, GR1200, GR1210, GR1220, GR1221, GR1230, GR1231, GR1320, GR1321, GR1400, GR1410, GR1420, GR1430, GR62, GR62-1, GR62-2, GR62-3, GR63, GR64, GR65, GR66, GR66-1, GS10, GS100, GS100-1, GS10-2, GS12, GS22, GS24, GS28, GS29, GS29B, GS32, GS34, GS40, GS405, GS41, GS41-1, GS41-3, GS41-4, GS41-4S, GS41-5, GS42, GS501, GS502, GS515, GS61...(Other models you can see in the webshop)		


2




GEV No.	504448	Ref. No.	2702001 2709002
description	flat gasket rubber ED ø 39mm ID ø 30mm thickness 2mm Qty 1 pcs		
For models:	GKTS2600, GM170, GM85, GR1210, GR1220, GR1221, GR1230, GR1231, GR1321, GR62, GR62-1, GR62-2, GR62-3, GS10, GS100, GS10-2, GS12, GS22, GS27B, GS28, GS32, GS34, GS40, GS405, GS41, GS41-1, GS41-3, GS41-4, GS41-4S, GS41-5, GS42, GS61, GS62, GS63, GS64, GS65, GS7, GS70, GS71, GS8, GS80, GS9, GS90, KTS1900, KTS2400, WBA, WKT1000, WKT1200, WKTS		
spare parts for	504448		
	GEV No.	517539	Ref. No. 2904228
drain fitting thread 1¼" ED ø 64mm ID ø 34mm L 62mm WS 45			

			
GEV No.	510878	Ref. No.	2701028
description	gasket rubber ED ø 23.5mm ID ø 14mm thickness 2.3mm Qty 1 pcs size 3/4"		
For models:	GR62-2, GR62-3, GS14, GS14E, GS15, GS15E, GS23S, GS29, GS41-1, GS41-4, GS41-4S, GS41-5, GS640, GS650, GS72, GSR36, GSR36E, MTF, MTR, STR, WKT1200, WKTS		


plastic gaskets

			
GEV No.	511659	Ref. No.	2704006
description	gasket plastic ED ø 27mm ID ø 21mm thickness 2mm Qty 1 pcs		
For models:	BAVARIA2000, GR1200, GR1400, GS10, GS100, GS22, GS23, GS25, GS27, GS32, GS4, GS40, GS405, GS41, GS61, GS62, GS63, GS64, GS65, GS7, GS70, GS71, GS80, GS9, KTS1900, KTS2400, MTF, MTR, STR, WBA, WKT1000, WKT1200, WKTS		

			
GEV No.	511694	Ref. No.	60004430
description	gasket plastic ED ø 52.2mm ID ø 48.4mm thickness 1.6mm for wash arm support Qty 1 pcs		
For models:	UC-L, UC-L-McDonalds, UC-M, UC-M-McDonalds, UC-S, UC-XL, UC-XL-McDonalds		

shaft gaskets


v-rings

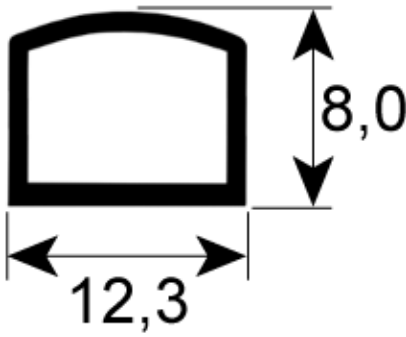
			
GEV No.	697941	Ref. No.	2708003
description	V-ring ID ø 44mm ED ø 54mm thickness 9mm		
For models:	GKTS2600, GR1210, GR1220, GR1221, GR1230, GR1231, GR1320, GR1321, GR1410, GR1420, GR1430, GR62, GR62-1, GR62-2, GR62-3, GR63, GR63-1		


special gaskets

door seals for dishwashers

			
GEV No.	901498	Ref. No.	30000316 62003065
description	door seal L 433mm W 368mm Qty 1 for dishwasher suitable for WINTERHALTER silicone		
For models:	GS202, GS402		

			
GEV No.	901497	Ref. No.	30000318 62003754
description	door seal L 435mm W 370mm for dishwasher suitable for WINTERHALTER silicone		
For models:	UC-S		

			
1			
GEV No.	519476	Ref. No.	30008733 60002704
description	door seal L 550mm W 445mm silicone long side open		
For models:	GS14, GS14E, GS15, GS15E, GS29, GS29B		

			
1			
GEV No.	901151	Ref. No.	30000317 60003066 62003066
description	door seal L 565mm W 480mm H 6mm suitable for WINTERHALTER		
For models:	GS215, GS302, GS310, GS315		

			
1			
GEV No.	504368	Ref. No.	30000319 60004475
description	door seal L 576mm W 463mm Qty 1 for dishwasher suitable for WINTERHALTER silicone		
For models:	UC-L, UC-L-McDonalds, UC-M, UC-M-McDonalds, UC-XL, UC-XL-McDonalds		

			
1			
GEV No.	504408	Ref. No.	80003571
description	gasket set foam rubber		
For models:	GS502, GS515		

miscellaneous



1

GEV No.	524915	Ref. No.	4007014
description	gasket suitable for WINTERHALTER for drain hose ED ø 60mm ID ø 35mm thickness 10mm		
For models:	GS14, GS14E, GS15, GS15E, GS23, GS24, GS25, GS27, GS28, GS29, GS29B, GS4		

evaporators

accessories

miscellaneous



1

GEV No.	801661	Ref. No.	3106221
description	fin comb for condensor/evaporator size inch 8"/9"/10"/12"/14"/15" seat ø 13mm thread M6x1.25 L 107mm WS 12		

transmission technology and ball bearings

ball bearings

flange bearings



1

GEV No.	694274	Ref. No.	2801026 2801027 70011769
description	flange bearing type SSUC204 shaft ø 20mm W 65mm plastic/SS kit hole distance 90mm H 34mm L 114mm		
For models:	BAVARIA2000, Eckfoerderer-MTR-STR-180, Eckfoerderer-MTR-STR-90, Eckfoerderer-WKT(S)-90-180, KTS1900, KTS2400, MTF, MTR, STR, WKT1000, WKT1200, WKTS		

springs

torsion springs



1

GEV No.	502166	Ref. No.	62001189
description	torsion spring ø 18mm L2 65mm wire gauge ø 3mm mounting pos. right L1 18mm L3 65mm Qty 1 pcs		
For models:	GS14, GS14E, GS15, GS15E, GS24, GS29, GS29B, GSR36, GSR36E, GSR36E-McDonalds, GSR36-McDonalds		



GEV No.	502163	Ref. No.	62001190
description	torsion spring ø 18mm L2 70mm wire gauge ø 3mm mounting pos. left L1 10mm L3 70mm Qty 1 pcs		
For models:	GS14, GS14E, GS15, GS15E, GS24, GS29, GS29B, GSR36, GSR36E, GSR36E-McDonalds, GSR36-McDonalds		

compression springs



GEV No.	361649	Ref. No.	2804006
description	compression spring ø 7.6mm L 33mm wire gauge ø 0.75mm		
For models:	ELT10, ELT10GS, GS24, GS81		

miscellaneous



GEV No.	502212	Ref. No.	60003998
description	repair kit for door mechanism ED ø 9mm H 12mm L 75mm W 42mm thread M5 wire gauge ø 1.5mm shaft diameter 6mm		
For models:	GS302, GS310, GS315, GS630-McDonalds, UC-L, UC-L-McDonalds, UC-M, UC-M-McDonalds, UC-S, UC-XL, UC-XL-McDonalds		



GEV No.	502242	Ref. No.	62001458 62002187
description	spring for catch shaft diametermm ømm L 76mm W 10mm Hmm wire gauge ø 0.5mm thickness 0.5mm aperture 5x15mm		
For models:	GS24, GS29, GS29B		

tension springs



GEV No.	701127	Ref. No.	61004859 61006635
description	tension spring kit ø 32mm total length 565mm for hood		
For models:	GS501, GS502, GS515		

SPRINGS/DOSING PUMPS WINTERHALTER



GEV No.	502087	Ref. No.	60002782 60003697
description	tension spring ø 15mm total length 193mm wire gauge ø 1.6mm L1 14mm L2 165mm L3 14mm door mechanism		
For models:	GS202, GS215, GS302, GS310, GS315, GS402, GS630-McDonalds, UC-L, UC-L-McDonalds, UC-M, UC-M-McDonalds, UC-S, UC-XL, UC-XL-McDonalds		



GEV No.	502199	Ref. No.	61005514 61006636
description	tension spring set ø 37mm total length 745mm wire gauge ø 6.2mm L1 1001mm L2 1570mm Qty 2 pcs		
For models:	GS502, GS515		

dosing pumps

peristaltic dosing pumps

ASF/THOMAS

spare parts



GEV No.	361469	Ref. No.	3102157
description	roller assembly type SR25 2/4/6l/h		
For models:	SP80		

SAIER

built-in version

without control



GEV No.	361830 ¹	Ref. No.	30000027 3102430 80002619
description	dosing pump without control 10l/h 230VAC detergent hose ø 6.3mm hose type PVC type DSP9911/10-E 65W intake lancette inclusive		
For models:	ESP166, GS501, GS502, GS515, GS640, GS640-McDonalds, GS650, GS650-McDonalds, GS660		

¹with accessories


spare parts



GEV No.	698513	Ref. No.	3102459
description	pump hose detergent hose ø 4,8x8mm L 140mm 4,8x8		
For models:	ESP166, ESP166C, SP166L, SP166Z, SP16K, SP70R		



accessories



GEV No.	361813	Ref. No.	3118089
----------------	--------	-----------------	---------

description housing for dosing pump

For models: KSP16

piston pumps

dosing pumps



GEV No.	361597	Ref. No.	3102598
----------------	--------	-----------------	---------

description dosing pump type DB 115-230V rinse aid inlet 6mm outlet 6mm

For models: GS202, GS215, GS302, GS310, GS315, GS402, GS502, GS515, GS630-McDonalds, GS640, GS640-McDonalds, GS650, GS650-McDonalds, GS660, UC-L, UC-L-McDonalds, UC-M, UC-M-McDonalds, UC-S, UC-XL, UC-XL-McDonalds



GEV No.	361596	Ref. No.	3102590 3102597
----------------	--------	-----------------	--------------------

description dosing pump type DT 115-230V detergent inlet 6mm outlet 6mm

For models: GS202, GS215, GS302, GS310, GS315, GS402, GS502, GS515, GS630-McDonalds, UC-L, UC-L-McDonalds, UC-M, UC-M-McDonalds, UC-S, UC-XL, UC-XL-McDonalds



GEV No.	361235 ¹	Ref. No.	3107012 5525005 5528278 80000554 80000555
----------------	---------------------	-----------------	---

description dosing pump type ELT 20 180-260V rinse aid/detergent inlet 6mm outlet 6mm WINTERHALTER

For models: ELT10, ELT10GS, GKTS2600, GR1221, GR1231, GR1321, GR62, GR62-1, GR62-2, GR62-3, GR63, GR63-1, GR64, GR65, GR66, GR66-1, GS10, GS100, GS100-1, GS10-2, GS12, GS14, GS14E, GS15, GS15E, GS22, GS23, GS23H, GS23S, GS24, GS25, GS27, GS27B, GS28, GS29, GS29B, GS32, GS34, GS4, GS40, GS405, GS41, GS41-1, GS41-3, GS41-4, GS41-4S, GS41-5, GS42, GS501, GS502...(Other models you can see in the webshop)

¹with accessories

membrane dosing pumps

self-priming

LANG

spare parts



GEV No.	361311	Ref. No.	2707012
----------------	--------	-----------------	---------

description O-ring EPDM thickness 2mm ID ø 6mm Qty 1 pcs for type N6

For models: BAVARIA2000, GS202, GS215, GS302, GS310, GS315, GS402, MTF, MTR, UC-L, UC-L-McDonalds, UC-M, UC-M-McDonalds, UC-S, UC-XL, UC-XL-McDonalds

SEKO

spare parts



GEV No.	361304	Ref. No.	2707079
----------------	--------	-----------------	---------

description O-ring EPDM ID ø 11.11mm thickness 1.78mm Qty 1 pcs for type DIB3E/DIB5E

For models: GS202, GS215, GS302, GS310, GS315, GS402, GS501, GS502, GS515, GS630-McDonalds, GS640, GS640-McDonalds, GS650, GS650-McDonalds, GS660, GSR36, GSR36E, GSR36E-McDonalds, GSR36-McDonalds, MTF, MTR, STR, WKT1000, WKT1200



self-priming with supporting pressure

SEKO



1

GEV No.	361304	Ref. No.	2707079
description	O-ring EPDM ID ø 11.11mm thickness 1.78mm Qty 1 pcs for type DIB3E/DIB5E		
For models:	GS202, GS215, GS302, GS310, GS315, GS402, GS501, GS502, GS515, GS630-McDonalds, GS640, GS640-McDonalds, GS650, GS650-McDonalds, GS660, GSR36, GSR36E, GSR36E-McDonalds, GSR36-McDonalds, MTF, MTR, STR, WKT1000, WKT1200		

accessories

intake lances



1

GEV No.	361904	Ref. No.	30000011
description	intake lance kit L 425mm plastic tube ø 25mm hose ø 5/7mm cable length 3000mm rinse aid		
For models:	GS640-McDonalds, GS650-McDonalds, UC-L, UC-L-McDonalds, UC-M, UC-M-McDonalds, UC-S, UC-XL, UC-XL-McDonalds		



1

GEV No.	361889	Ref. No.	30000010
description	intake lance L 425mm tube ø 25mm hose ø 6x8mm cable length 3000mm for detergent		
For models:	UC-L, UC-L-McDonalds, UC-M, UC-M-McDonalds, UC-S, UC-XL, UC-XL-McDonalds		

hoses

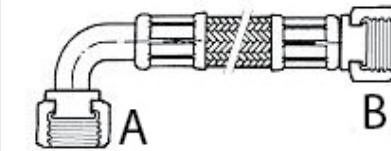
supply hoses

stainless steel flexi hoses

universal hoses



1



GEV No.	520007	Ref. No.	2901303 2901316 2901321
description	flex hose SS braid straight-curved DN15 connection 1: 3/4" connection 2: 3/4" L 2500mm approval operating p. 10bar test pressure 32bar burst p. 95bar		
For models:	GR1221, GR1231, GR1321, GR62, GR62-1, GR62-2, GR62-3, GR64, GR65, GR66, GR66-1, GS100-1, GS12, GS14, GS14E, GS15, GS15E, GS23H, GS23S, GS24, GS28, GS29, GS29B, GS41-1, GS41-4, GS41-4S, GS41-5, GS42, GS72, KTS1900, KTS2400, MonoMatik		

drain hoses




1

GEV No.	530338	Ref. No.	4001039
description	drain hose DN19 L 1500mm A int. ø 19/23/40mm A ext. ø 45mm B int. ø 22mm B ext. ø 26mm outer hose ø 24mm		
For models:	GR62-2, GR62-3, GS14, GS14E, GS15, GS15E, GS23S, GS24, GS29, GS29B, GS42		



1

GEV No.	530064	Ref. No.	4001045 60003738
description	drain hose DN19 L 1500mm straight ø inside 19/23/40mm straight ext. ø 24/28/46mm elbow ø inside 22mm elbow ext. ø 26mm outer hose ø 24mm		
For models:	GS202, GS215, GS302, GS310, GS315, GS402, GS630-McDonalds, GSR36, GSR36E, GSR36E-McDonalds, GSR36-McDonalds, UC-L, UC-L-McDonalds, UC-M, UC-M-McDonalds, UC-S, UC-XL, UC-XL-McDonalds		

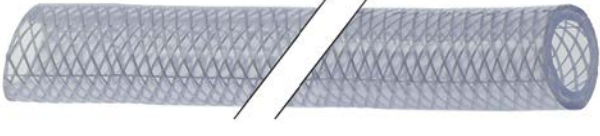
			
1			
GEV No.	502100	Ref. No.	61006446
description	drain hose DN32 L 1500mm straight ø inside 33mm straight ext. ø 39mm elbow ø inside 40mm elbow ext. ø 44mm outer hose ø 38mm		
For models:	GS501, GS502, GS515		

			
1			
GEV No.	502143	Ref. No.	5528287 61005531
description	drain hose DN32 L 1600mm straight ø inside 33mm straight ext. ø 39mm elbow ø inside 40mm elbow ext. ø 43mm outer hose ø 40mm kit		
For models:	GS501, GS502, GS515		

industrial hoses


PVC hoses

PVC braided hoses

			
1			
GEV No.	570500	Ref. No.	4001015
description	PVC braided hose ID ø 16mm ED ø 23mm thickness 4mm operating p. 15bar		
For models:	GKTS2600, GR1210, GR1220, GR1221, GR1230, GR1231, GR1320, GR1321, GS10, GS22, GS32, GS501, GS502, GS515, GS640, GS640-McDonalds, GS650, GS650-McDonalds, GS660, GS7, GS9, GS90, MTF, MTR, WKT1000, WKT1200, WKTS		

extraction and pressure hoses


			
1			
GEV No.	530466	Ref. No.	4002009
description	universal hose ID ø 40mm ED ø 53mm L 1m operating p. 10bar burst p. 30bar temp.-resist. -30 up to +80°C		
For models:	GR66, GS23H, MTF, MTR, WKTS		

			
1			
GEV No.	530465	Ref. No.	4002006
description	universal hose ID ø 50mm ED ø 64mm L 1m operating p. 10bar burst p. 30bar temp.-resist. -30 up to +80°C		
For models:	BAVARIA2000, GKTS2600, GR1210, GR1220, GR1221, GR1230, GR1231, GR1320, GR1321, GR62, GR62-1, GR62-2, GR62-3, GR64, GR65, GR66-1, GS10, GS22, GS32, GS40, GS405, GS41, GS41-3, GS41-4, GS41-4S, GS41-5, GS42, GS501, GS502, GS515, GS61, GS62, GS63, GS64, GS640, GS640-McDonalds, GS65, GS650, GS650-McDonalds, GS660, GS7, GS70, GS71, GS9, GS90, KTS1900, KTS2400, MTF, MTR, STR...(Other models you can see in the webshop)		

formed hoses

straight

			
1			
GEV No.	502247	Ref. No.	60003025 60004591
description	formed hose		
For models:	GS215, GS302, GS310, GS315, UC-L, UC-L-McDonalds, UC-M, UC-M-McDonalds, UC-XL, UC-XL-McDonalds		

			
1			
GEV No.	503188	Ref. No.	60003155
description	formed hose hose ext. ø 20mm hose int. ø 13mm EPDM		
For models:	GS215, GS302, GS310, GS315		

			
1			
GEV No.	502177	Ref. No.	61005530
description	formed hose hose ext. ø 57mm hose int. ø 49mm L 390mm black Qty 1		
For models:	GS501, GS502, GS515, STR		



1

GEV No.	518211	Ref. No.	4002007 5505026 5505032
description	formed hose straight Qty supplied by meter hose ext. ø 70mm hose int. ø 60mm dishwasher		
For models:	GKTS2600, GR1210, GR1220, GR1221, GR1230, GR1231, GR1320, GR1321, GR62, GR62-1, GR62-2, GR62-3, GR66, GR66-1, GS100, GS100-1, GS40, GS405, GS41, GS61, GS62, GS63, GS64, GS65, GS660, GS70, GS71, GS72, GS80, GS81, GS90, KTS1900, KTS2400, WKT1000		

form L



1

GEV No.	517546	Ref. No.	70006835
description	formed hose end piece A ext. ø 25mm end piece A int. ø 22mm AD2 ø 17mm ø end piece B 13mm L 180mm EPDM warewashing L-shape		
For models:	MTF, MTR		



1

GEV No.	502246	Ref. No.	80001902
description	formed hose end piece A ext. ø 32mm end piece A int. ø 24mm AD2 ø 32mm ø end piece B 24mm L 150mm Qty 1 L-shape		
For models:	GR66, GS41-5, GS42, GS501, GS502, GS515, GS72, KTS1900, KTS2400, WKT1200, WKTS		



1

GEV No.	524840	Ref. No.	65005108
description	formed hose end piece A ext. ø 33mm end piece A int. ø 26mm AD2 ø 33mm ø end piece B 26mm L 620mm Qty 1 warewashing L-shape		
For models:	GR64, GR65, GS640, GS640-McDonalds, GS650, GS650-McDonalds, GS660		



1

GEV No.	524692	Ref. No.	61005994
description	formed hose end piece A ext. ø 47mm end piece A int. ø 36mm AD2 ø 47mm ø end piece B 36mm L 215mm Qty 1 warewashing L-shape		
For models:	GS501, GS502, GS515		



1

GEV No.	699220	Ref. No.	65004103
description	formed hose end piece A ext. ø 76mm end piece A int. ø 61mm AD2 ø 74mm ø end piece B 59mm L 175mm EPDM Qty 1		
For models:	GR64, GR65, GS640, GS640-McDonalds, GS650, GS650-McDonalds, STR		




1

GEV No.	502085	Ref. No.	61005703
description	formed hose L 150mm L hose ext. ø 33mm hose int. ø 25mm		
For models:	GS501, GS502, GS515		



1

GEV No.	502084	Ref. No.	61004904
description	formed hose L 285mm L		
For models:	GS501, GS502, GS515		



1


GEV No.	502089	Ref. No.	61004903
description	formed hose L-shape hose ext. ø 78mm hose int. ø 62mm		
For models:	GS501, GS502, GS515		

with branch



1

GEV No.	502115	Ref. No.	5528221 62001811
description	conversion kit		
For models:	GS29, GS29B		



1

GEV No.	524842	Ref. No.	60003831
description	formed hose ext. ø 20/31 with piggyback L 560mm warewashing black Qty 1		
For models:	GS215, GS302, GS310, GS315		



1


GEV No.	524634	Ref. No.	61005287 61006333
description	rinse hose ø 19/20mm L 1100mm EPDM		
For models:	GS501, GS502, GS515		

form S




1

GEV No.	507456	Ref. No.	4003017
description	extraction hose hose ext. ø 80mm hose int. ø 60mm L 240mm rubber S-shape		
For models:	GS10, GS22, GS32, GS40, GS405, GS41, GS41-1, GS41-3, GS41-4, GS41-4S, GS41-5, GS42, GS61, GS7, GS70, GS71, GS9		




1

GEV No.	524913	Ref. No.	60003158
description	formed hose hose ext. ø 14/17mm hose int. ø 10/13mm L 460mm EPDM S-shape		
For models:	GS215, GS302, GS310, GS315, GS501, GS502, GS515		



1

GEV No.	507457	Ref. No.	61003887
description	formed hose hose ext. ø 27mm hose int. ø 22mm S-shape		
For models:	GS42		



1

GEV No.	519495	Ref. No.	62002804
description	formed hose hose ext. ø 32/42mm hose int. ø 24/36mm L 100mm inlet hose		
For models:	GS14, GS14E, GS15, GS15E, GS29, GS29B		



1

GEV No.	502178	Ref. No.	60002973
description	formed hose hose ext. ø 33.5mm hose int. ø 25.5mm L 131mm EPDM Qty 1 S-shape		
For models:	GS215, GS302, GS310, GS315		



1

GEV No.	699219	Ref. No.	62001573
description	formed hose ID ø 13.5mm hose ext. ø 20mm L 335mm Qty 1		
For models:	GS14, GS14E, GS15, GS15E, GS23S, GS24, GS29		



1

GEV No.	524468	Ref. No.	65004450 65004664
description	formed hose ID ø 60mm ED ø 72mm L 375mm S-shape Qty 1 black		
For models:	GR66-1, GS660		

form U



1

GEV No.	524914	Ref. No.	4003031 4003050
description	formed hose ext. ø 20 L 1310mm for dishwasher		
For models:	GR1200, GR1400, GR1410, GR1420, GR1430, GR62-2, GR62-3, GS100-1, GS12, GS23S, GS34, GS40, GS40S, GS41, GS41-1, GS41-3, GS41-4, GS41-4S, GS41-5, GS42, GS501, GS502, GS515, GS61, GS70, GS71, GS72, GS81, GS90, KTS1900, KTS2400, WKT1200, WKTS		



1

GEV No.	699218	Ref. No.	65004027 70300392
description	formed hose ext. ø 35.5 D1 ø 25mm D2 ø 25mm L 210mm Qty 1		
For models:	GR64, GR65, GR66-1, GS640, GS640-McDonalds, GS650, GS650-McDonalds, GS660, STR		

miscellaneous



1

GEV No.	502213	Ref. No.	61005049
description	formed hose D1 ø 32mm D2 ø 24mm L 890mm dishwasher black Qty 1		
For models:	GS501, GS502, GS515, GS660		



1

GEV No.	524651	Ref. No.	62001413
description	formed hose ext. ø 50 ID ø 38mm L 370mm for drain		
For models:	GS24, GS29, GS29B		



1

GEV No.	524469	Ref. No.	4003040
description	formed hose ID ø 38mm ED ø 46mm L 360mm U-bend warewashing black		
For models:	GS10-2, GS12, GS14, GS14E, GS15, GS15E, GS34, GS8		



GEV No.	524467	Ref. No.	65005070 65005612
description	formed hose ID ø 50mm ED ø 58mm L 630mm for drain EPDM warewashing black		
For models:	GS640, GS640-McDonalds, GS650, GS650-McDonalds		

for dishwashers

miscellaneous



GEV No.	530518	Ref. No.	70006831
description	formed hose ED ø 64mm ID ø 52mm L 540mm		
For models:	MTF, MTR		

fittings, hose and pipe connectors

hose connectors

without screw connection



GEV No.	698507	Ref. No.	2906508 70010079 70010598
description	T-piece plastic hose ø 13-13-13mm ID ø 10mm L 67mm		
For models:	GR1200, GR1400, GR1410, GR1420, GR1430, GR62-2, GR62-3, GR64, GR65, GR66, GR66-1, GS14, GS14E, GS15, GS15E, GS202, GS215, GS23S, GS24, GS302, GS310, GS315, GS402, GS501, GS502, GS515, GS62, GS63, GS64, GS640, GS640-McDonalds, GS65, GS650, GS650-McDonalds, GS660, KTS1900, KTS2400, MTF, MTR, STR, WKT1200, WKTS		

fittings

double nipples



GEV No.	520874	Ref. No.	3011206 61003430
description	reducer SS thread 1/2" - 3/4" Qty 1 pcs L1 27mm WS 27		
For models:	BAVARIA2000, GKTS2600, GR1210, GR1220, GR1221, GR1230, GR1320, GR1321, GR62-2, GR62-3, GR63, GR63-1, GS12, GS34, GS405, GS41, GS41-1, GS41-3, GS41-4, GS41-4S, GS41-5, GS42, GS501, GS502, GS515, GS62, GS63, GS64, GS65, GS71, GS72, GS81, MTF, MTR, STR, WKT1000, WKT1200, WKTS		



GEV No.	520969	Ref. No.	80002167
description	double nipple		
For models:	BAVARIA2000, GR62-2, GR62-3, GR64, GR65, GR66, GR66-1, GS14, GS14E, GS15, GS15E, GS202, GS215, GS23S, GS24, GS29, GS29B, GS302, GS310, GS315, GS402, GS41-1, GS41-4, GS41-4S, GS41-5, GS42, GS501, GS502, GS515, GS630-McDonalds, GS640, GS640-McDonalds, GS650, GS650-McDonalds, GS660, GS72, GSR36, GSR36E, GSR36E-McDonalds, GSR36-McDonalds, KTS1900, KTS2400, MTF, MTR, RoMatik, RoMatik150, STR, UC-L, UC-L-McDonalds, UC-M...(Other models you can see in the webshop)		



hose connectors

producer-specific



GEV No.	511456	Ref. No.	2906200 2906500
description	hose connector angled		
For models:	GM170, GM85, GR62, GR62-1, GS10, GS100, GS22, GS32, GS40, GS405, GS41, GS61, GS62, GS63, GS64, GS65, GS7, GS70, GS71, GS80, GS9, GS90		



GEV No.	523076	Ref. No.	62001329
description	T-piece connection 25/14.5/14.5mm L 75mm		
For models:	BAVARIA2000, GR64, GR65, GR66, GR66-1, GS24, GS29B, GS640, GS640-McDonalds, GS650, GS650-McDonalds, GS660		



GEV No.	502093	Ref. No.	3501156 5531007
description	water inlet 3-piece for tank		
For models:	BAVARIA2000, GKTS2600, GR1210, GR1220, GR1221, GR1230, GR1231, GR1320, GR1321, GR62, GR62-1, GR62-2, GR62-3, GR63, GR63-1, GR64, GR65, GR66, GR66-1, GS10-2, GS12, GS34, GS40, GS405, GS41, GS41-1, GS41-3, GS41-4, GS41-4S, GS41-5, GS42, GS501, GS502, GS515, GS61, GS62, GS63, GS64, GS640, GS640-McDonalds, GS65, GS650, GS650-McDonalds, GS660, GS70, GS71, GS72, GS8, GS90, GSR36... (Other models you can see in the webshop)		

water cycle components

supply filters



GEV No.	520882	Ref. No.	80002153
description	supply filter thread 3/4" IT - 3/4" ET total length 175mm plastic type PA6.6 GV35		
For models:	BAVARIA2000, GR62-2, GR62-3, GR64, GR65, GR66, GR66-1, GS100-1, GS14, GS14E, GS15, GS15E, GS202, GS215, GS23S, GS24, GS29, GS29B, GS302, GS310, GS315, GS402, GS41-1, GS41-4, GS41-4S, GS41-5, GS42, GS501, GS502, GS515, GS630-McDonalds, GS640, GS640-McDonalds, GS650, GS650-McDonalds, GS660, GS72, GSR36, GSR36E, GSR36E-McDonalds, GSR36-McDonalds, KTS1900, KTS2400, MTF, MTR, RoMatik, RoMatik150, STR, UC-L, UC-L-McDonalds... (Other models you can see in the webshop)		
spare parts for	520882		
	GEV No.	524652	Ref. No. 80002728
	screen ø 27mm H 68mm suitable for supply filter Winterhalter 3/4"		



GEV No.	524652	Ref. No.	80002728
description	screen ø 27mm H 68mm suitable for supply filter Winterhalter 3/4"		
For models:	BAVARIA2000, GR62-2, GR62-3, GR64, GR65, GR66, GR66-1, GS14, GS14E, GS15, GS15E, GS202, GS215, GS23S, GS24, GS29, GS29B, GS302, GS310, GS315, GS402, GS41-1, GS41-4, GS41-4S, GS41-5, GS42, GS501, GS502, GS515, GS630-McDonalds, GS640, GS640-McDonalds, GS650, GS650-McDonalds, GS660, GS72, GSR36, GSR36E, GSR36E-McDonalds, GSR36-McDonalds, KTS1900, KTS2400, MTF, MTR, RoMatik, RoMatik150, STR, UC-L, UC-L-McDonalds, UC-M... (Other models you can see in the webshop)		

ancillary products

clamps

hose clamps

DIN 3017 - W2




GEV No.	520112	Ref. No.	2802011 2802108 30000711
description	hose clamp ø 12-20mm width 9mm Qty 10 pcs DIN 3017		
For models:	GKTS2600, GR1221, GR1231, GR1321, GR62, GR62-1, GR62-2, GR62-3, GR63, GR63-1, GR64, GR65, GR66, GR66-1, GS100-1, GS10-2, GS12, GS14, GS14E, GS15, GS15E, GS202, GS215, GS23H, GS23S, GS24, GS27B, GS28, GS29, GS29B, GS302, GS310, GS315, GS402, GS41-1, GS41-3, GS41-4, GS41-4S, GS41-5, GS42, GS501, GS502, GS515, GS62, GS63, GS64, GS640, GS65, GS650, GS660... (Other models you can see in the webshop)		



GEV No.	520114	Ref. No.	2802109
description	hose clamp ø 20-32mm width 9mm Qty 10 pcs DIN 3017		
For models:	BAVARIA2000, Eckfoerderer-WKT(S)-90-180, GKTS2600, GR1200, GR1210, GR1220, GR1221, GR1230, GR1231, GR1320, GR1321, GR1400, GR1410, GR1420, GR1430, GR62, GR62-1, GR62-2, GR62-3, GR63, GR63-1, GR64, GR65, GR66, GR66-1, GS10, GS100-1, GS12, GS14, GS14E, GS15, GS15E, GS202, GS215, GS22, GS29, GS29B, GS302, GS310, GS315, GS32, GS34, GS40, GS402, GS405, GS41, GS41-1, GS41-3, GS41-4, GS41-4S... (Other models you can see in the webshop)		

			
1			
GEV No.	520116	Ref. No.	2802110
description	hose clamp ø 32-50mm width 9mm Qty 5 pcs DIN 3017		
For models:	BAVARIA2000, Eckfoerderer-MTR-STR-180, Eckfoerderer-MTR-STR-90, GKTS2600, GM170, GM85, GR1200, GR1221, GR1231, GR1321, GR1400, GR1410, GR1420, GR1430, GR62, GR62-1, GR62-2, GR62-3, GR63, GR63-1, GR64, GR65, GR66, GR66-1, GS10, GS100-1, GS10-2, GS12, GS14, GS14E, GS15, GS15E, GS202, GS215, GS22, GS23, GS23H, GS23S, GS24, GS25, GS27, GS27B, GS28, GS29, GS29B, GS302, GS310, GS315, GS32, GS34...(Other models you can see in the webshop)		

			
1			
GEV No.	520119	Ref. No.	2802120 2802137 2802308
description	hose clamp ø 60-80mm width 9mm Qty 5 pcs DIN 3017		
For models:	BAVARIA2000, GKTS2600, GM170, GM85, GR1200, GR1210, GR1220, GR1221, GR1230, GR1231, GR1320, GR1321, GR1400, GR1410, GR1420, GR1430, GR62, GR62-1, GR62-2, GR62-3, GR63, GR63-1, GR64, GR65, GR66, GR66-1, GS10, GS100, GS100-1, GS10-2, GS12, GS14, GS14E, GS15, GS15E, GS22, GS29, GS29B, GS32, GS34, GS40, GS40S, GS41, GS41-1, GS41-3, GS41-4, GS41-4S, GS41-5, GS42, GS501...(Other models you can see in the webshop)		


DIN 3017 - W4

			
1			
GEV No.	520120	Ref. No.	2802105
description	hose clamp SS W4 ø 12-20mm width 9mm Qty 1 pcs DIN 3017		
For models:	BAVARIA2000, GR62-2, GR62-3, GS14, GS14E, GS15, GS15E, GS202, GS215, GS23S, GS24, GS29, GS302, GS310, GS315, GS402, GS41-4, GS41-4S, GS501, GS502, GS515, GS630-McDonalds, GS640, GS640-McDonalds, GS650, GS650-McDonalds, GS660, GSR36, GSR36E, GSR36E-McDonalds, GSR36-McDonalds, MTF, MTR, RoMatik150, Solidos, STR, WKT1000, WKT1200, WKTS		

miscellaneous

			
1			
GEV No.	504026	Ref. No.	2802115 2802117 30001243
description	hose clamp stainless steel ø 47-67mm width 12mm Qty 1 pcs		
For models:	BAVARIA2000, Eckfoerderer-WKT(S)-90-180, GKTS2600, GM170, GM85, GR1210, GR1220, GR1221, GR1230, GR1231, GR1320, GR1321, GR62, GR62-1, GR62-2, GR62-3, GR64, GR65, GR66, GR66-1, GS10, GS10-2, GS12, GS14, GS14E, GS15, GS15E, GS202, GS215, GS22, GS24, GS29, GS29B, GS302, GS310, GS315, GS32, GS34, GS402, GS41-1, GS41-3, GS41-4, GS41-4S, GS41-5, GS42, GS501, GS502, GS515, GS630-McDonalds, GS640...(Other models you can see in the webshop)		


double wire clamps

			
1			
GEV No.	699225	Ref. No.	2802348
description	wire clamp clamping range 7.5-8.6mm nominal-ø 8.6mm wire gauge ø 1mm zinc-coated steel Qty 1 pcs		
For models:	BAVARIA2000, GKTS2600, GR1210, GR1220, GR1221, GR1230, GR1231, GR1320, GR1321, GR62, GR62-1, GR62-2, GR62-3, GR63, GR63-1, GR64, GR65, GR66, GR66-1, GS10, GS100, GS100-1, GS10-2, GS12, GS14, GS14E, GS15, GS15E, GS202, GS215, GS22, GS23, GS23H, GS23S, GS24, GS27, GS27B, GS28, GS29, GS29B, GS302, GS310, GS315, GS32, GS40, GS402, GS40S, GS41, GS41-3, GS41-4...(Other models you can see in the webshop)		

tools

hand tools


fin combs


			
1			
GEV No.	801661	Ref. No.	3106221
description	fin comb for condensor/evaporator size inch 8"/9"/10"/12"/14"/15" seat ø 13mm thread M6x1.25 L 107mm WS 12		

measuring equipment

thermometers

built-in thermometers

			
1			
GEV No.	541058	Ref. No.	3201010 3201023 3201036
description	thermometer mounting measurements 58x25.5mm 0 up to +85°C		
For models:	GS100-1, GS12, GS34, GS41-1, GS41-4, GS41-4S, GS72, WKT1000, WKT1200, WKTS		



1

GEV No.	541057	Ref. No.	3201022 3201035
description	thermometer mounting measurements 58x25.5mm 0 up to +90°C capillary pipe 2500mm probe ø 8.4mm probe L 58mm		
For models:	GS100-1, GS12, GS34, GS41-1, GS41-4, GS41-4S, GS72, WKT1000, WKT1200, WKTS		

ø60mm



1

GEV No.	541055	Ref. No.	3201009 3201016
description	thermometer mounting ø 60mm t.max. 55°C 0 up to +55°C probe ø 6mm probe L 13mm capillary pipe 2500mm		
For models:	GKTS2600, GR1200, GR1210, GR1220, GR1221, GR1230, GR1231, GR1320, GR1321, GR1400, GR1410, GR1420, GR1430, GR62, GR62-1, GR63, GR63-1, GS12, GS34, GS40, GS405, GS41, GS41-3, GS61, GS62, GS63, GS64, GS65, GS70, GS71, GS81, GS90		



1

GEV No.	541056	Ref. No.	3201017
description	thermometer mounting ø 60mm t.max. 85°C 0 up to +85°C probe ø 6mm probe L 13mm capillary pipe 2500mm		
For models:	GKTS2600, GR1200, GR1210, GR1220, GR1221, GR1230, GR1231, GR1320, GR1321, GR1400, GR1410, GR1420, GR1430, GR62, GR62-1, GR63, GR63-1, GS100, GS12, GS34, GS405, GS41, GS41-3, GS62, GS63, GS64, GS65, GS71, GS80, GS81, GS90		

fastening material

screws

sheet metal screws



1

GEV No.	560096	Ref. No.	2020302
description	sheet metal screws ø 2.9mm L 13mm SS Qty 20 pcs DIN 7981/ISO 7049 head ø 5.6mm oval head		
For models:	GR1200, GR1400, GR64, GR65, GR66, GR66-1, GS23S, GS24, GS62, GS63, GS64, GS640, GS640-McDonalds, GS65, GS650, GS650-McDonalds, GS660		



1

GEV No.	560249	Ref. No.	2021302
description	sheet metal screws ø 3.9mm L 13mm SS Qty 20 pcs DIN 7982/ISO 7050 intake Phillips head ø 7.5mm		
For models:	GM170, GM85, GS14, GS14E, GS15, GS15E, GS202, GS215, GS29, GS29B, GS302, GS310, GS315, GS402, GS501, GS502, GS515, GS36, GS36E, GS36E-McDonalds, GS36-McDonalds, MTF, MTR		

flat-headed bolts





1

GEV No.	560365	Ref. No.	2010010 2010310
description	flat-headed bolt thread M4 thread L 8mm SS DIN 7985/ISO 7045 Qty 1 pcs intake Phillips head ø 8mm head thickness 3mm		
For models:	BAVARIA2000, DuoMatik, GKTS2600, GR1221, GR1231, GR1321, GR62, GR62-1, GR63, GR63-1, GS10, GS100-1, GS10-2, GS12, GS14, GS14E, GS15, GS15E, GS22, GS23H, GS23S, GS24, GS29, GS29B, GS32, GS41-1, GS41-3, GS41-4, GS41-4S, GS41-5, GS42, GS630-McDonalds, GS7, GS72, GS8, GS9, KTS1900, KTS2400, MTF, MTR, STR, UC-L, UC-L-McDonalds, UC-M, UC-M-McDonalds, UC-S, UC-XL, UC-XL-McDonalds, WKT1000, WKTS		




hexagonal screws

			
1			
GEV No.	560309	Ref. No.	2001352 3008200
description	hexagonal screw thread M10 thread L 16mm SS WS 17 Qty 1 pcs DIN 933 / ISO 4017		
For models:	BAVARIA2000, GKTS2600, GR1200, GR1210, GR1220, GR1221, GR1230, GR1231, GR1320, GR1321, GR1400, GR1410, GR1420, GR1430, GR62, GR62-1, GR62-2, GR62-3, GR63, GR63-1, GR64, GR65, GR66, GR66-1, GS10, GS100, GS100-1, GS10-2, GS12, GS14, GS14E, GS15, GS15E, GS22, GS23, GS23H, GS23S, GS24, GS25, GS27, GS27B, GS28, GS29, GS29B, GS32, GS4, GS40, GS40S, GS41, GS41-1...(Other models you can see in the webshop)		


			
2			
GEV No.	560087	Ref. No.	2001306
description	hexagonal screw thread M6 thread L 16mm SS WS 10 Qty 20 pcs DIN 933 / ISO 4017		
For models:	BAVARIA2000, Eckfoerderer-MTR-STR-180, Eckfoerderer-MTR-STR-90, GKTS2600, GR1221, GR1231, GR1321, GR62, GR62-1, GR62-2, GR62-3, GR63, GR63-1, GR64, GR65, GR66, GR66-1, GS100, GS100-1, GS14, GS14E, GS15, GS15E, GS23S, GS24, GS29, GS29B, GS41-1, GS41-4, GS41-4S, GS41-5, GS42, GS501, GS502, GS515, GS630-McDonalds, GS640, GS640-McDonalds, GS650, GS650-McDonalds, GS660, GS72, GS80, GSR36, GSR36E, GSR36E-McDonalds, GSR36-McDonalds, Hydromat18, Hydromat25, KTS1900...(Other models you can see in the webshop)		

cylinder head bolts

DIN 912/ISO 4762


			
1			
GEV No.	560315	Ref. No.	2003307
description	cylinder head bolt thread M5 thread L 12mm WS 4 SS Qty 20 pcs DIN 912/ISO 4762		
For models:	GS215, GS302, GS310, GS315		

side bolts

			
1			
GEV No.	560473	Ref. No.	2010308 30000373
description	side bolts thread M5 L 33mm brass Qty 1 pcs intake torx head ø 12mm		
For models:	Eckfoerderer-MTR-STR-180, Eckfoerderer-MTR-STR-90, GS202, GS215, GS302, GS310, GS315, GS402, UC-L, UC-L-McDonalds, UC-M, UC-M-McDonalds, UC-S, UC-XL, UC-XL-McDonalds, WKTS		

grub screws

miscellaneous

			
1			
GEV No.	560469	Ref. No.	2030304
description	grub screw thread M6 L 8mm stainless steel intake internal hexagon Qty 1 pcs		
For models:	BAVARIA2000, Eckfoerderer-MTR-STR-180, Eckfoerderer-MTR-STR-90, Eckfoerderer-WKT(S)-90-180, GKTS2600, GR1320, GR1321, GR62, GR62-1, GR62-2, GR62-3, KTS1900, KTS2400, MTF, MTR, STR, WKT1000, WKT1200, WKTS		


nuts

plate nuts

			
1			
GEV No.	560472	Ref. No.	2117303
description	plate nut hole ø 3.1mm L 13mm W 8mm		
For models:	GS14, GS14E, GS15, GS15E, GS24		

hexagonal nuts

DIN 934 / ISO 4032/8673

			
1			
GEV No.	560131	Ref. No.	2101302 2102302
description	hexagonal nut thread M4 H 3.2mm WS 7 SS DIN/ISO DIN 934 / ISO 4032/8673 Qty 20 pcs		
For models:	BAVARIA2000, ELT10, ELT10GS, GKTS2600, GR1221, GR1231, GR1321, GR62, GR62-1, GR63, GR63-1, GS10, GS100-1, GS10-2, GS12, GS14, GS14E, GS15, GS15E, GS22, GS23H, GS23S, GS24, GS28, GS32, GS41-1, GS41-3, GS41-4, GS41-4S, GS41-5, GS42, GS501, GS502, GS515, GS7, GS72, GS9, GSR36, GSR36E, GSR36E-McDonalds, GSR36-McDonalds, KTS1900, KTS2400, MTF, MTR, Solidos, STR, WKT1000, WKTS, ZU22		



1

GEV No.	560132	Ref. No.	2101203 2101303
description	hexagonal nut thread M5 H 4mm WS 8 SS DIN/ISO DIN 934 / ISO 4032/8673 Qty 20 pcs		
For models:	BAVARIA2000, Eckfoerderer-WKT(S)-90-180, GKTS2600, GR1231, GR62, GR62-1, GR62-2, GR62-3, GR63, GR63-1, GR64, GR65, GR66, GR66-1, GS10, GS100-1, GS10-2, GS12, GS14, GS14E, GS15, GS15E, GS202, GS215, GS22, GS23H, GS23S, GS24, GS28, GS29, GS29B, GS302, GS310, GS315, GS32, GS402, GS405, GS41, GS41-1, GS41-3, GS41-4, GS41-4S, GS41-5, GS42, GS501, GS502, GS515, GS62, GS63, GS630-McDonalds...(Other models you can see in the webshop)		



2

GEV No.	511212	Ref. No.	2101309
description	hexagonal nut thread M6 H 5mm WS 10 SS DIN/ISO DIN 934 / ISO 4032/8673 Qty 1 pcs		
For models:	GS24, GS28, GSR36, GSR36E, GSR36E-McDonalds, GSR36-McDonalds		



1

GEV No.	560133	Ref. No.	2101304
description	hexagonal nut thread M6 H 5mm WS 10 SS DIN/ISO DIN 934 / ISO 4032/8673 Qty 20 pcs		
For models:	BAVARIA2000, GKTS2600, GR1221, GR1231, GR1321, GR62, GR62-1, GR63, GR63-1, GR64, GR65, GR66, GR66-1, GS100-1, GS12, GS14, GS14E, GS15, GS15E, GS23S, GS24, GS28, GS40, GS41-1, GS41-3, GS41-4, GS41-4S, GS41-5, GS501, GS502, GS515, GS61, GS630-McDonalds, GS640, GS640-McDonalds, GS650, GS650-McDonalds, GS660, GS70, GS72, Hydromat18, Hydromat25, KTS1900, KTS2400, MTF, STR, WKT1200, WKTS, ZU22		



1

GEV No.	560134	Ref. No.	2301005 2303301
description	hexagonal nut thread M8 H 6.5mm WS 13 SS DIN/ISO DIN 934 / ISO 4032/8673 Qty 20 pcs		
For models:	BAVARIA2000, Eckfoerderer-WKT(S)-90-180, GKTS2600, GR1221, GR1231, GR1321, GR62-2, GR62-3, GR64, GR65, GR66, GR66-1, GS10-2, GS12, GS14, GS14E, GS15, GS15E, GS202, GS215, GS24, GS302, GS310, GS315, GS402, GS41-1, GS41-3, GS41-4, GS41-4S, GS41-5, GS42, GS501, GS502, GS515, GS640, GS640-McDonalds, GS650, GS650-McDonalds, GS660, GS8, GSR36, GSR36E, GSR36E-McDonalds, GSR36-McDonalds, KTS1900, KTS2400, MTF, MTR, STR, WKT1000...(Other models you can see in the webshop)		

DIN 985



1

GEV No.	560140	Ref. No.	2105300
description	hexagonal nut thread M4 H 4.8mm SS WS 7 Qty 20 pcs DIN/ISO DIN 985 self-locking		
For models:	BAVARIA2000, Eckfoerderer-WKT(S)-90-180, ELT10, ELT10GS, GKTS2600, GR1221, GR1231, GR1321, GR62, GR62-1, GR62-2, GR62-3, GR63, GR63-1, GR64, GR65, GR66, GR66-1, GS100-1, GS10-2, GS12, GS14, GS14E, GS15, GS15E, GS202, GS215, GS23S, GS24, GS29, GS29B, GS302, GS310, GS315, GS402, GS41-1, GS41-4, GS41-4S, GS41-5, GS42, GS501, GS502, GS515, GS630-McDonalds, GS640, GS640-McDonalds, GS650, GS650-McDonalds, GS660, GS72...(Other models you can see in the webshop)		

DIN 6923 / ISO 4161



1

GEV No.	560471	Ref. No.	2101313
description	nut thread M4 H 4.5mm SS WS 7 Qty 1 pcs DIN/ISO DIN 6923		
For models:	GS630-McDonalds, GS640, GS640-McDonalds, GS650, GS650-McDonalds, GS660		



1

GEV No.	527727	Ref. No.	2101310
description	nut thread M5 H 5mm SS WS 8 Qty 1 pcs		
For models:	GS202, GS215, GS302, GS310, GS315, GS402, GS501, GS502, GS515, GS630-McDonalds, GS640, GS640-McDonalds, GS650, GS650-McDonalds, GS660, GSR36, GSR36E, GSR36E-McDonalds, GSR36-McDonalds, MTF, MTR, STR, UC-L, UC-L-McDonalds, UC-M, UC-M-McDonalds, UC-S, UC-XL, UC-XL-McDonalds, WKTS		

hexagonal nuts metric (without norm)



1

GEV No.	521145	Ref. No.	3125002 3201013
description	nut thread M12x0.75 H 3.4mm WS 17 Qty 1 pcs		
For models:	BAVARIA2000, GKTS2600, GR1200, GR1210, GR1220, GR1221, GR1230, GR1231, GR1320, GR1321, GR1400, GR1410, GR1420, GR1430, GR62, GR62-1, GR62-2, GR62-3, GR63, GR63-1, GR64, GR65, GR66, GR66-1, GS10, GS100, GS100-1, GS10-2, GS12, GS14, GS14E, GS15, GS15E, GS22, GS23, GS23H, GS23S, GS24, GS25, GS27, GS27B, GS28, GS29, GS29B, GS32, GS34, GS4, GS40, GS405, GS41...(Other models you can see in the webshop)		



hexagonal nuts inch thread



1

GEV No.	506024	Ref. No.	3009200
description	nut thread 3/8" H 6mm SS WS 22 Qty 1 pcs		
For models:	BAVARIA2000, GR62, GR62-1, GR62-2, GR62-3, GR64, GR65, GR66-1, GS10, GS100, GS100-1, GS14, GS14E, GS15, GS15E, GS22, GS23S, GS24, GS28, GS29, GS29B, GS32, GS40, GS405, GS41, GS41-1, GS41-4, GS41-4S, GS41-5, GS42, GS61, GS62, GS63, GS630-McDonalds, GS64, GS640, GS640-McDonalds, GS65, GS650, GS650-McDonalds, GS660, GS7, GS70, GS71, GS72, GS80, GS81, GS9, GS90, GSR36...(Other models you can see in the webshop)		

union nuts



1

GEV No.	503159	Ref. No.	2907201
description	union nut thread 1/2" brass WS 24 Qty 1 pcs for pipe ø 12mm		
For models:	BAVARIA2000, GR62-2, GR62-3, GR64, GR65, GR66, GR66-1, GS10, GS100, GS12, GS14, GS14E, GS15, GS15E, GS22, GS29, GS32, GS40, GS405, GS41, GS41-1, GS41-4, GS41-4S, GS41-5, GS42, GS501, GS502, GS515, GS61, GS62, GS63, GS64, GS640, GS640-McDonalds, GS65, GS650, GS650-McDonalds, GS660, GS7, GS70, GS71, GS72, GS80, GS9, GS90, GSR36, GSR36E, GSR36E-McDonalds, GSR36-McDonalds, KTS1900...(Other models you can see in the webshop)		



1

GEV No.	524544	Ref. No.	2907301
description	union nut thread 1/2" H 15.5mm SS WS 24 Qty 1 pcs for pipe ø 12mm		
For models:	BAVARIA2000, GR63, GR63-1, GS24, GS27B, GS501, GS502, GS515, KTS1900, KTS2400, MTF, MTR, STR, TE15, TE20, VE15, VE20, WKT1000, WKT1200, WKT5		



1

GEV No.	502240	Ref. No.	2907200
description	union nut thread 3/8" H 14mm zinc-coated steel WS 22 Qty 1 pcs ID ø 10.4mm		
For models:	BAVARIA2000, GM170, GM85, GR1200, GR1210, GR1220, GR1230, GR1320, GR1400, GR1410, GR1420, GR1430, GR62, GR62-1, GR62-2, GR62-3, GR63, GR63-1, GR64, GR65, GR66, GR66-1, GS10, GS100, GS100-1, GS10-2, GS12, GS22, GS32, GS34, GS40, GS405, GS41, GS41-1, GS41-3, GS41-4, GS41-4S, GS41-5, GS42, GS61, GS62, GS63, GS630-McDonalds, GS64, GS640, GS640-McDonalds, GS65, GS650, GS650-McDonalds, GS660...(Other models you can see in the webshop)		

washers

spring rings



1

GEV No.	560123	Ref. No.	2301004 2303300
description	lock washer ID ø 6.3mm ED ø 11mm SS DIN127 Qty 20 pcs for thread M6		
For models:	BAVARIA2000, Eckfoerderer-MTR-STR-180, Eckfoerderer-MTR-STR-90, GKTS2600, GR1221, GR1231, GR1321, GR62, GR62-1, GR62-2, GR62-3, GR63, GR63-1, GR64, GR65, GR66, GR66-1, GS100, GS14, GS14E, GS15, GS15E, GS23S, GS24, GS28, GS29, GS29B, GS41-1, GS41-4, GS41-4S, GS41-5, GS501, GS502, GS515, GS630-McDonalds, GS640, GS640-McDonalds, GS650, GS650-McDonalds, GS660, GS72, GS80, GSR36, GSR36E, GSR36E-McDonalds, GSR36-McDonalds, Hydromat18, Hydromat25, KTS1900, KTS2400...(Other models you can see in the webshop)		

spring washers



1

GEV No.	696605	Ref. No.	2210301
description	spring washer ID ø 20.5mm ED ø 40mm thickness 1.5mm steel Qty 1 pcs		
For models:	MTF, MTR, STR, WKT1000		

washers

DIN 125A



1

GEV No.	560112	Ref. No.	2201300
description	plain washer ID ø 5.3mm ED ø 10mm thickness 1mm SS Qty 20 pcs DIN 125A for thread M5		
For models:	BAVARIA2000, Eckfoerderer-WKT(S)-90-180, GKTS2600, GR1221, GR1231, GR1321, GR62, GR62-1, GR62-2, GR62-3, GR63, GR63-1, GR64, GR65, GR66, GR66-1, GS100-1, GS12, GS14, GS14E, GS15, GS15E, GS23H, GS23S, GS24, GS28, GS29, GS29B, GS41-1, GS41-3, GS41-4, GS41-4S, GS41-5, GS42, GS501, GS502, GS515, GS630-McDonalds, GS72, GS81, GSR36, GSR36E, GSR36E-McDonalds, GSR36-McDonalds, KTS1900, KTS2400, MTF, MTR, STR, UC-L...(Other models you can see in the webshop)		



1

GEV No.	560333	Ref. No.	2201302
description	plain washer ID ø 6.4mm ED ø 12mm thickness 1.6mm SS Qty 1 pcs DIN 125A for thread M6		
For models:	BAVARIA2000, Eckfoerderer-WKT(S)-90-180, GKTS2600, GR1221, GR1231, GR1321, GR62, GR62-1, GR62-2, GR62-3, GR63, GR63-1, GR64, GR65, GR66, GR66-1, GS100-1, GS12, GS23S, GS24, GS41-1, GS41-3, GS41-4, GS41-4S, GS41-5, GS42, GS501, GS502, GS515, GS630-McDonalds, GS640, GS640-McDonalds, GS650, GS650-McDonalds, GS660, GS72, GSR36, GSR36E, GSR36E-McDonalds, GSR36-McDonalds, Hydromat18, Hydromat25, KTS1900, KTS2400, MTF, MTR, WKT1000, WKT1200, WKTS, ZU22		

miscellaneous



1

GEV No.	698554	Ref. No.	60003487
description	disc ID ø 14.1mm ED ø 20mm thickness 1mm SS Qty 1 pcs		
For models:	GS202, GS302, GS310, GS315, GS402, GS501, GS502, GS515		



1

GEV No.	698512	Ref. No.	2202314 2202303
description	plain washer ID ø 5.2mm ED ø 20mm thickness 2mm SS		
For models:	GS10-2, GS12, GS34, GS8		

fasteners

clamps

hose clamps

DIN 3017 - W2



1

GEV No.	520112	Ref. No.	2802011 2802108 30000711
description	hose clamp ø 12-20mm width 9mm Qty 10 pcs DIN 3017		
For models:	GKTS2600, GR1221, GR1231, GR1321, GR62, GR62-1, GR62-2, GR62-3, GR63, GR63-1, GR64, GR65, GR66, GR66-1, GS100-1, GS10-2, GS12, GS14, GS14E, GS15, GS15E, GS202, GS215, GS23H, GS23S, GS24, GS27B, GS28, GS29, GS29B, GS302, GS310, GS315, GS402, GS41-1, GS41-3, GS41-4, GS41-4S, GS41-5, GS42, GS501, GS502, GS515, GS62, GS63, GS64, GS640, GS65, GS650, GS660...(Other models you can see in the webshop)		



1

GEV No.	520114	Ref. No.	2802109
description	hose clamp ø 20-32mm width 9mm Qty 10 pcs DIN 3017		
For models:	BAVARIA2000, Eckfoerderer-WKT(S)-90-180, GKTS2600, GR1200, GR1210, GR1220, GR1221, GR1230, GR1231, GR1320, GR1321, GR1400, GR1410, GR1420, GR1430, GR62, GR62-1, GR62-2, GR62-3, GR63, GR63-1, GR64, GR65, GR66, GR66-1, GS10, GS100-1, GS12, GS14, GS14E, GS15, GS15E, GS202, GS215, GS22, GS29, GS29B, GS302, GS310, GS315, GS32, GS34, GS40, GS402, GS405, GS41, GS41-1, GS41-3, GS41-4, GS41-4S...(Other models you can see in the webshop)		



1

GEV No.	520116	Ref. No.	2802110
description	hose clamp ø 32-50mm width 9mm Qty 5 pcs DIN 3017		
For models:	BAVARIA2000, Eckfoerderer-MTR-STR-180, Eckfoerderer-MTR-STR-90, GKTS2600, GM170, GM85, GR1200, GR1221, GR1231, GR1321, GR1400, GR1410, GR1420, GR1430, GR62, GR62-1, GR62-2, GR62-3, GR63, GR63-1, GR64, GR65, GR66, GR66-1, GS10, GS100-1, GS10-2, GS12, GS14, GS14E, GS15, GS15E, GS202, GS215, GS22, GS23, GS23H, GS23S, GS24, GS25, GS27, GS27B, GS28, GS29, GS29B, GS302, GS310, GS315, GS32, GS34...(Other models you can see in the webshop)		



1

GEV No.	520119	Ref. No.	2802120 2802137 2802308
description	hose clamp ø 60-80mm width 9mm Qty 5 pcs DIN 3017		
For models:	BAVARIA2000, GKTS2600, GM170, GM85, GR1200, GR1210, GR1220, GR1221, GR1230, GR1231, GR1320, GR1321, GR1400, GR1410, GR1420, GR1430, GR62, GR62-1, GR62-2, GR62-3, GR63, GR63-1, GR64, GR65, GR66, GR66-1, GS10, GS100, GS100-1, GS10-2, GS12, GS14, GS14E, GS15, GS15E, GS22, GS29, GS29B, GS32, GS34, GS40, GS405, GS41, GS41-1, GS41-3, GS41-4, GS41-4S, GS41-5, GS42, GS501...(Other models you can see in the webshop)		

DIN 3017 - W4



1

GEV No.	520120	Ref. No.	2802105
description	hose clamp SS W4 ø 12-20mm width 9mm Qty 1 pcs DIN 3017		
For models:	BAVARIA2000, GR62-2, GR62-3, GS14, GS14E, GS15, GS15E, GS202, GS215, GS23S, GS24, GS29, GS302, GS310, GS315, GS402, GS41-4, GS41-4S, GS501, GS502, GS515, GS630-McDonalds, GS640, GS640-McDonalds, GS650, GS650-McDonalds, GS660, GSR36, GSR36E, GSR36E-McDonalds, GSR36-McDonalds, MTF, MTR, RoMatik150, Solidos, STR, WKT1000, WKT1200, WKTS		



miscellaneous



1

GEV No.	504026	Ref. No.	2802115 2802117 30001243
description	hose clamp stainless steel ø 47-67mm width 12mm Qty 1 pcs		
For models:	BAVARIA2000, Eckfoerderer-WKT(S)-90-180, GKTS2600, GM170, GM85, GR1210, GR1220, GR1221, GR1230, GR1231, GR1320, GR1321, GR62, GR62-1, GR62-2, GR62-3, GR64, GR65, GR66, GR66-1, GS10, GS10-2, GS12, GS14, GS14E, GS15, GS15E, GS202, GS215, GS22, GS24, GS29, GS29B, GS302, GS310, GS315, GS32, GS34, GS402, GS41-1, GS41-3, GS41-4, GS41-4S, GS41-5, GS42, GS501, GS502, GS515, GS630-McDonalds, GS640...(Other models you can see in the webshop)		

retaining rings

DIN 6799



1

GEV No.	516198	Ref. No.	2310304 2310305
description	retaining ring E D1 ø 6mm D2 ø 12mm SS DIN 6799 thickness 0.7mm for shaft ø 7-9mm		
For models:	GKTS2600, GR1221, GR1231, GR1320, GR1321, GR62, GR62-1, GR62-2, GR62-3, GR63, GR63-1, GS14, GS14E, GS15, GS15E, GS24, GS29, GS29B, GSR36, GSR36E, GSR36E-McDonalds, GSR36-McDonalds, MTF, WKTS		

miscellaneous



1

GEV No.	523024	Ref. No.	60003023
description	retaining ring bore ø 12mm thickness 0.8mm		
For models:	GS202, GS302, GS310, GS315, GS402, GS501, GS502, GS515		

consumables

sealants and adhesives

insulated tapes

miscellaneous



1

GEV No.	551443	Ref. No.	30001091 4803015 4803022
description	insulating tape W 9mm L 10m black thickness 2mm		
For models:	GS202, GS215, GS302, GS310, GS315, GS402, GS630-McDonalds, STR, UC-L, UC-L-McDonalds, UC-M, UC-M-McDonalds, UC-S, UC-XL, UC-XL-McDonalds		

cleaning agents

dishwasher detergents/descalers

Notice: Articles labelled 'DANGEROUS GOODS' are delivered by road through a forwarder for reasons of safety and are charged separately!



1

GEV No.	802058 ¹	Ref. No.	20000592 3301030
description	detergent Winterhalter P865 Plus for dishwashers powdered form content 25kg		
description	<p>Winterhalter P65 - detergent - bucket 25kg Powder, defoaming, aluminium-compatible detergent for appliance washers</p> <ul style="list-style-type: none"> - suitable for professional utensil washers in bakeries and butchers' shops as well as restaurants, hotels and kitchens in large-scale food service operations - effectively removes grease, starch and protein residues from all utensils used to prepare food - particularly suitable for cleaning heavily soiled utensils such as containers, bowls, baking sheets, counter display cases, trays, pots and pans - suitable for all types of aluminium, stainless steel, plastic and porcelain ware as well as cutlery - test prior to using on anodised aluminium <p>For perfect results use in Winterhalter utensil washers with Winterhalter rinse aid N and suitable Winterhalter water treatment is recommended. From a water hardness of 10dGH the Winterhalter DuoMatik water softener yields optimal results. With the proper water treatment the detergent consumption can be reduced by up to 50%.</p>		

¹DANGEROUS GOODS


1

GEV No.	802057 ¹	Ref. No.	20000513 3301564
description	rinse aid Winterhalter B100N neutral for dishwashers 10l Qty 1 pcs		
description	<p>Winterhalter B100N - rinse aid - canister 10l Neutral rinse aid for all application areas</p> <ul style="list-style-type: none"> - suitable for professional glass, door-type, pass-through, rack conveyor and flight-type dishwashers as well as utensil washers in restaurants, hotels and kitchens in large-scale food service operations, bakeries and butchers' shops - suitable for drinking glasses as well as other ware made from glass, porcelain, plastic, stainless steel and aluminium as well as cutlery and utensils - particularly suitable for soft water <p>For best results use in Winterhalter dishwashers with Winterhalter detergents and suitable Winterhalter water treatment is recommended. Use of upstream desalination equipment is necessary for achieving spot-free glasses.</p>		

¹DANGEROUS GOODS



fuses

fine fuses




1

GEV No.	358696	Ref. No.	3111123
description	fine fuse size ø5x20mm 4A medium lag rated 250V Qty 10 pcs		
For models:	GS202, GS215, GS302, GS310, GS315, GS402, GS501, GS502, GS515, GS630-McDonalds, GS640, GS640-McDonalds, GS650, GS650-McDonalds, GS660, MTF, MTR, STR, UC-L, UC-L-McDonalds, UC-M, UC-M-McDonalds, UC-S, UC-XL, UC-XL-McDonalds		



1

GEV No.	358697	Ref. No.	3111043
description	fine fuse size ø5x20mm 6.3A medium lag rated 250V Qty 10 pcs		
For models:	AirCon, BAVARIA2000, GKTS2600, GM170, GM85, GR1200, GR1210, GR1220, GR1221, GR1230, GR1231, GR1320, GR1321, GR1400, GR1410, GR1420, GR1430, GR62, GR62-1, GR62-2, GR62-3, GR63, GR63-1, GR64, GR65, GR66, GR66-1, GS10, GS100, GS10-2, GS12, GS14, GS14E, GS15, GS15E, GS22, GS23, GS23H, GS23S, GS24, GS25, GS27, GS27B, GS28, GS29, GS29B, GS32, GS34, GS4, GS40...(Other models you can see in the webshop)		



1

GEV No.	358608	Ref. No.	3111093
description	fine fuse size ø5x20mm 10A slow-acting rated 250V Qty 10 pcs		
For models:	GR1210, GR1220, GR1230, GR1410, GR1420, GR1430, GS10, GS100, GS22, GS32, GS405, GS41, GS62, GS63, GS64, GS65, GS7, GS71, GS80, GS9, GS90		

fine fuse holders



1

GEV No.	698511	Ref. No.	3111048
description	screw cap suitable fuse ø 15.2mm mounting ømm thread M9x1 6.3A rated 250V connection		
For models:	GM170, GM85, GS10, GS100, GS22, GS25, GS32, GS4, GS40, GS61, GS62, GS63, GS64, GS65, GS7, GS70, GS80, GS9, GS90, H52		

B

bi-metal thermostats	9
booster pumps I	32

C

cables	35
clamps	92, 98
cleaning agents	99
condensators & interference suppression filters	34
consumables	99
contact heaters	2
contactors	19
control equipment	16
control thermostats	9
cylinder head bolts	95

D

dishwasher detergents/descalers	99
door seals for dishwashers	82
dosing pumps	84
double nipples	91
double wire clamps	93
drain hoses	86
drain pumps	33

E

electric accessories	35
end caps and plugs	76
evaporators	83
extraction and pressure hoses	87

F

fasteners	98
fastening material	94
filters	34
fin combs	93
fine fuses	100
fittings	91
flat-headed bolts	94
float switches	14
flow meters	27
foil heating elements	6
formed hoses	87
fuses	35, 100

G

grub screws	95
-------------	----

H

hand tools	93
heating cartridges	2
heating elements	2

hexagonal nuts	95
hexagonal screws	95
hose clamps	92, 98
hose connectors	91, 92
hoses	86

I

immersion heating elements	2
indicator lights	17
indicator lights (complete)	17
industrial hoses	87
intake lances	86

L

lamps	17
LED	18
light bulbs	18

M

magnetic switches	14
measuring equipment	93
microswitches	13
motors	27

N

nuts	95
------	----

O

operating capacitors	34
O-rings	77

P

plate nuts	95
plunger sockets	11
position switches	13
pressure switches	26
probes	21
programme timers	18
pumps	27
push/momentary push switches	11
PVC hoses	87

R

relays	20
retaining rings	99
rocker/momentary rocker switches	11

S

safety bi-metal thermostats	9
safety thermostats	10
screws	94
sealants and adhesives	99
sealing washers	81

shaft gaskets	82
sheet metal screws	94
side bolts	95
snap locks	76
solenoid valves	23
spring rings	97
spring washers	97
stainless steel flexi hoses	86
supply filters	92, 92
supply hoses	86
switches and momentary switches	11

T

terminals	36
terminals and connectors	36
thermostats	9
time relays	20
timers	18
tools	93
transformers	21

U

union nuts	97
universal hoses	86

W

wash and rinse pumps	27
wash pump motors	32
washers	97
water cycle components	92