
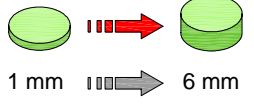
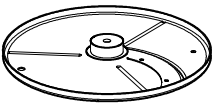


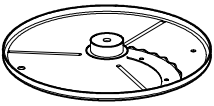

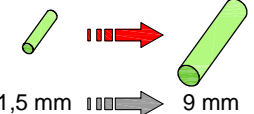
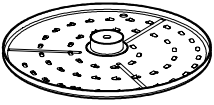

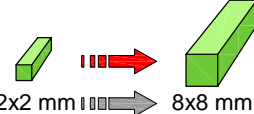
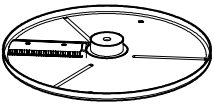


Pos.	Part No	Description	Pos.	Part No	Description
001	117092	DISQUE EVACUATEUR REVERSIBLE			
002	117091	MOYEU DISQUE EVACUATEUR			
003	102019	ENS. DISQUE EVACUATEUR			
004	102003	CUVE COUPE LEGUMES			
005	29081	ENS PLAQUETTE			
006	101098	GRILLE VENTILATION			
007	29379	ENS INTERRUPT. DE SECURITE COUPE-LEGUMES			
008	29329	ENS SUPPORT MOTEUR			
009	401501	PLAQUE FRONTALE			
010	29332	ENS TABLEAU COMMANDE			
011	501010	BAGUE D'ETANCHEITE			
012	130933	POULIE RECEPTRICE			
013	515482	COURROIE			
014	102089	POULIE MOTRICE 20 DENTS			
015	29335	ENS SOCLE			
016	102031	PIED BLANC			
017	102021	POIGNEE POUSSOIR			
019	102022	POUSSOIR CAROTTES			
020	102020	GUIDE POUSSOIR			
021	102016	COUVERCLE COUPE-LEGUMES			
022	117079	ENS. COUVERCLE COUPE-LEGUMES			
023	102037	CAPSULE CACHE VIS			
024	29321	ENS VIS SUP MOTEUR			
025	102060	ARBRE DE TRANSMISSION			
026	515493	BAGUE AUTO-LUBRIFIANTE			
027	141020	RONDELLE DE FROTTEMENT			
028	29328	ENS ARBRE DE TRANSMISSION			
029	102063	PLAQUE SUPPORT MOTEUR			
030	515515	PRESSE ETOUPE			
	29324	ENS POUSSOIR CL30/R302/+			
M	3077	H50 220/50/1 CL			
A	102471	PLATINE CL30/50B/55 230/1			
B	507325	CABLE ALIM. 2P+T UK			
X	600018	CONDO 60µF 250V			
Y	500289	RELAIS MTRPH46-39			

**R101A, R201, R201 Ultra, R211, R211 Ultra, R201E, R201 Ultra E, R301\*\*, R301 Ultra\*\*, R302, R302 Plus, R401\*\*, R402\*\*, R402 VV\*\*, CL30\*\***

	 <p>1 mm → 6 mm</p>	<p><b>EMINCEURS / SLICERS</b></p>		<p><b>777 110</b></p>
<p>1 mm 2 mm 3 mm 4 mm 5 mm 6 mm</p>		<p>1* 2* 3* 4* 5* 6*</p>		
	 <p>2 mm</p>	<p><b>ONDULÉS / WAVED CUT</b></p>		<p><b>777 110</b></p>
<p>POMME ONDULEES 2 mm / RIPPLE CUT 2 mm</p>		<p>7*</p>		
	 <p>1,5 mm → 9 mm</p>	<p><b>RAPEURS / GRATERS</b></p>		<p><b>777 120</b></p>
<p>1,5 mm 2 mm 3 mm 6 mm 9 mm  PARMESAN / PARMESAN POMME DE TERRE / POTATOES RADIS 0,7 mm / RADISH 0,7 mm RADIS 1 mm / RADISH 1 mm RADIS 1,3 mm / RADISH 1,3 mm 1,5 mm (POUR CL30 / FOR CL30) 2 mm (POUR CL30 / FOR CL30) 3 mm (POUR CL30 / FOR CL30)</p>		<p>8* 9* 10* 11* 12* 13* 14* 15* 16* 17* 18* 19* 20*</p>		
	 <p>2x2 mm → 8x8 mm</p>	<p><b>BATONNETS / JULIENNE</b></p>		<p><b>777 130</b></p>
<p>2 x 2 mm 2 x 4 mm 2 x 6 mm 4 x 4 mm 6 x 6 mm 8 x 8 mm</p>		<p>21* 22* 23* 24* 25* 26*</p>		

Pos.	Part No	Description	Pos.	Part No	Description
001	27051	EMINCEUR 1 mm			
002	27555	EMINCEUR 2 mm			
003	27086	EMINCEUR 3 mm			
004	27566	EMINCEUR 4 mm			
005	27087	EMINCEUR 5 mm			
006	27786	EMINCEUR 6 mm			
007	27621	POMPE ONDULEES 2 mm			