

# RACK CONVEYOR MACHINE

ELECTROMECHANICAL SWITCHES  
ELECTRONICAL SWITCHES  
LOWER AND UPPER WASHER

TYPE: 24

Accessories

HEAT RECOVERY - TR98  
HEAT PUMP - TR99  
STEAM CONDENSER - LC 91  
CONVEYOR SPEED ADJUSTING - LC 101  
90°MOTORIZED CHAIN CONVEYOR - LC 97/2  
180°MOTORIZED CHAIN CONVEYOR - LC 97/3  
DRYER WITH 90° MOTORIZED CHAIN CONVEYOR - LC 97/4  
DRYER WITH 180° MOTORIZED CHAIN CONVEYOR - LC 97/5  
DRYER - LC 90  
DRYER - LC 90/2  
DRYER - LC 90/900  
ADDITIONAL BOILER FOR COLD WATER SUPPLY  
DVGW VALVE SYSTEM  
DETERGENT ECONOMIZER SYSTEM  
SPLASH ZONE WITH CILINDER - LC 94  
TANK INSULATION  
DOUBLE SKIN  
BOOSTER PUMP  
DISPENSER SYSTEM SDN-3  
ANGLE LOADING TABLE - LC 98

---

## Spare parts Manual

---



## INFORMAZIONI GENERALI

Questo catalogo serve per richiedere con esattezza le parti di ricambio

Nelle ordinazioni indicare:

1) il numero dei codici dei particolari seguito dalla descrizione e la quantità desiderata;

2) Il codice alfa-numerico presente nella seconda colonna della tabella ;

**I disegni delle parti di ricambio sono solo indicativi e non rappresentano il pezzo in oggetto.**

**I dati contenuti in questo catalogo sono indicativi e possono essere soggetti a modifiche senza impegno di preavviso.**

## ALLGEMEINE INFORMATIONEN

Dieser Ersatzteilkatalog dient zur genauen Angabe der Teile bei Ersatzteilbestellungen.

Bei Ersatzbestellung ist folgendes anzugeben:

1) Die Bestellnummer der Ersatzteile mit der entsprechenden Beschreibung genaue Menge;

2) Der alpha-numerischer Code auf der zweiten Reihe in dein Spcluld;

**Die Zeichnungen der Ersatzteile sind nur als Hinweise gedacht und stellen nicht das betroffene Teil dar.**

**Bei den im Katalog angeführten Daten handelt es sich um Anhaltsdaten, die jederzeit, ohne Vorankündigung, geändert werden können.**

## GENERAL INFORMATION

The present spare parts order exactly the right spare parts

When ordering specify:

1) the part's code number followed by its description and quantity needed;

2) The alpha-numeric code is in the second column in the chart;

**Spare parts drawings are general and do not represent the part.**

**The contents of this catalogue are general and can undergo changes without prior notice.**

## INFORMACIONES GENERALES

El presente catálogo sirve para pedir con exactitud las partes de repuesto

En los pedidos se debe indicar:

1) el número de código de la parte y a continuación la descripción cantidad deseada;

2) El código alfanumerico presente en la segnada columna de la tabla;

**Los diseños de las partes de recambio son solo indicativos y no representan la pieza en cuestión.**

**Los datos contenidos en el presente catálogo son indicativos y pueden modificarse sin aviso previo.**

## INFORMATIONS GENERALES

Ce catalogue permet de commander correctement les pièces détachées

Les commandes doivent être passées en indiquant:

1) le numero de code des pièces détachées suivi de leur description quantité désirée;

2) le code alphanumérique dans la deuxième colonne du tableau;

**Les plans des pièces détachées sont fournis seulement à titre indicatif et ne représentent pas la pièce concernée.**

**Les données de ce catalogue sont citées seulement à titre indicatif et peuvent être l'objet de modifications sans avis préalable.**

ESEMPIO  
EXAMPLE  
EXEMPLE  
BEISPIEL

Rif.	Codici
MODULE:Particolari	
10505	540903
10510	540908
10515	15065/A
10520	540086
10525	540028



## Note

Tutte le informazioni riportate si intendono aggiornate alla data di stampa. Il Produttore si riserva il diritto di apportare qualsiasi modifica richiesta dallo sviluppo evolutivo dei suddetti prodotti.

Per la sicurezza, la garanzia, l'affidabilità ed il valore della lavastoviglie usa solo ricambi originali. **Per alcuni codici, sono richieste quantità minime d'ordine.**



## Attenzione

Questo libretto è parte integrante della lavastoviglie e, in caso di passaggio di proprietà, deve essere consegnato al nuovo acquirente.



## Remarque

Toutes les informations contenues dans ce manuel s'entendent mises à jour à la date d'impression. En raison du développement constant de ses produits, usine se réserve le droit d'apporter à tout instant les modifications qu'elle jugera utiles.

Pour la sécurité, la garantie, la fiabilité et la valeur de votre lavevaisselles n'utilisez que des pièces de rechange d'origine. **Pour quelque référence on demande un minimum de pièces par commande**



## Attention

Ce manuel doit être considéré comme partie intégrante de la la lavevaisselles, en cas de transfert de propriété, doit toujours être remis au nouveau propriétaire.



## Note

The information contained herein is valid at the time of going to print. The Company reserves the right to make any changes required by the future development of the above-mentioned products.

For your safety, as well as to preserve the warranty reliability and worth of your dishwashers, use original spare parts only. **For some codes a minimum quantity for order is required.**



## Warning

This manual forms an integral part of the dishwashers and - if a transfer of title occurs - must always be handed over to the new owner.



## Hinweis


Die Der Hersteller behält sich das Recht vor, jegliche, durch eine Weiterentwicklung der genannten Produkte bedingte Änderungen vornehmen zu können.

Verwenden Sie für Ihre Sicherheit, die Garantie, die Zuverlässigkeit und den Wert Ihrer machine originale Ersatzteile. **Für bestimmte Code nummer werden mindesten bestellungen verlangt.**



## Achtung

Diese Betriebsanleitung ist Bestandteile des machine und muss bei seinem Weiterverkauf dem neuen Besitzer ausgehändigt werden.





---

**Code** DW 999XXXXXX **CL/Part**

**Model DESCRIPTION**

**S/N** DW A 1015770 **Type** .....

400V 3N 50HZ 8A  
3500W 500W


  16A

**200-500 kPa**

Pressione Dinamica alimentazione idrica  
Pression dynamique arrivèe d'eau  
Dynamic pressure water supply  
Dynamischer Druck asserreinlauf


Pressione dinamica vapore saturo  
Pression dynamique vapore satueèe  
Dymanischer Druck gesattigter Dampf  
Pression Dinamica Vapor Saturado

**TECHICAL SPECIFICATION**





**MADE IN ITALY**

Temperatura massima acqua in ingresso 60°C  
Temperature max eau a l'entre  
Maximale Temperatur Wasseranschlu  
Maximum Water temperature in-feeding



---

Model 

S/N 





## 1. Spare parts

<b>Control Panel.....</b>	<b>13</b>
<b>Control Panel ELECTRONIC .....</b>	<b>15</b>
<b>Electronic control HACCP.....</b>	<b>17</b>
<b>Electric parts.....</b>	<b>19</b>
<b>Electric parts.....</b>	<b>23</b>
<b>Machine structure in modules.....</b>	<b>27</b>
<b>Washing module 900 .....</b>	<b>29</b>
<b>Rising module 600 .....</b>	<b>31</b>
<b>Economizer components .....</b>	<b>33</b>
<b>Curtains group components .....</b>	<b>35</b>
<b>Inverter.....</b>	<b>37</b>
<b>Time relay .....</b>	<b>39</b>
<b>Heat recovery TR98 - part 1 .....</b>	<b>41</b>
<b>Heat recovery TR98 - part 2.....</b>	<b>43</b>
<b>Heat recovery TR98 - part 3 .....</b>	<b>45</b>
<b>Heat pump TR99 - part 1 .....</b>	<b>47</b>

---

<b>Heat pump TR99/1 - part 1 .....</b>	<b>49</b>
<b>Heat pump TR99 [TR99/1] - part 2 ....</b>	<b>51</b>
<b>Dryer LC90 - LC90/2 (6 - 12kW) - part 1...</b>	<b>53</b>
<b>Dryer LC90/900 (12kW) - part 1 .....</b>	<b>55</b>
<b>Dryer LC80 - LC90 (6kW) - part 2....</b>	<b>57</b>
<b>Dryer LC90/2 - LC90/900 (12kW) - part 2..</b>	<b>59</b>
<b>Dryer LC90 - LC90/2 - LC90/900 (6 - 12kW) - electric components .....</b>	<b>61</b>
<b>Motorized curve 90° - LC 97/2 .....</b>	<b>63</b>
<b>Mecanized curve 90° - LC 77/2 .....</b>	<b>65</b>
<b>Mecanized curve 180° - LC 77/3 .....</b>	<b>67</b>
<b>Dryer motorized curve 90° - LC 97/4 .</b>	<b>71</b>
<b>Dryer mechanics curve 90° - LC 77/4.</b>	<b>73</b>
<b>Motorized curve 90° - LC 97/2: electric parts..</b>	<b>75</b>
<b>Motorized curve 90° - LC 97/2: electric parts double speed - remote control .....</b>	<b>77</b>
<b>Motorized curve 180° - LC 97/3 .....</b>	<b>79</b>
<b>Dryer motorized curve 180° - LC 97/5 ..</b>	<b>81</b>
<b>Motorized curve 180° - LC 97/3: electric parts..</b>	<b>83</b>
<b>Motorized curve 180° - LC 97/3: electric parts double speed - remote control .....</b>	<b>85</b>

---

<b>Steam condenser LC91 - part 1.....</b>	<b>87</b>
<b>Steam condenser LC91 - part 2.....</b>	<b>89</b>
<b>Steam condenser TR91 - part 1.....</b>	<b>91</b>
<b>Steam condenser TR91 - part 2.....</b>	<b>93</b>
<b>Steam condenser LC-91 / TR-91 part 3...</b>	<b>95</b>
<b>Additional boiler components .....</b>	<b>97</b>
<b>Additional boiler: electrical components...</b>	<b>99</b>
<b>DVGW valve .....</b>	<b>101</b>
<b>Motorgear components module 900 ...</b>	<b>103</b>
<b>Washing components 5+3 .....</b>	<b>105</b>
<b>Prerinsing components .....</b>	<b>107</b>
<b>Prerinsing components .....</b>	<b>109</b>
<b>Third rinsing components .....</b>	<b>111</b>
<b>System components sanitization .....</b>	<b>113</b>
<b>Rinsing components .....</b>	<b>115</b>
<b>Rinsing components .....</b>	<b>117</b>
<b>Internal components washing module 900...</b>	<b>119</b>
<b>Internal components rinsing module 600...</b>	<b>121</b>
<b>Rinsing components .....</b>	<b>123</b>
<b>Boiler components .....</b>	<b>125</b>

---

<b>Solenoid valves components .....</b>	<b>127</b>
<b>Solenoid valves components .....</b>	<b>129</b>
<b>Solenoid valves components .....</b>	<b>131</b>
<b>Detergent economizer system .....</b>	<b>133</b>
<b>Detergent economizer system .....</b>	<b>135</b>
<b>Conveyor parts .....</b>	<b>137</b>
<b>Splash zone with cilinder LC94.....</b>	<b>139</b>
<b>Splash zone L500 .....</b>	<b>141</b>
<b>Tanks insulation .....</b>	<b>143</b>
<b>Double skin.....</b>	<b>145</b>
<b>Booster pump.....</b>	<b>147</b>
<b>Dispensers SDN-3 .....</b>	<b>149</b>
<b>Angle loading table 90° - LC 98 .....</b>	<b>151</b>
<b>Baskets.....</b>	<b>153</b>
<b>Accessory.....</b>	<b>155</b>
<b>Centralized drainage components .....</b>	<b>157</b>



## 1.1 Voltage codes

Volt	Voltage code
A	3/N/PE~380-400V 50-60Hz
D	3/PE~200-210V 50-60Hz
F	2/PE~220-240V 50-60Hz
G	3/N/PE~415V 50-60Hz
H	3/PE~220-230V 50-60Hz
K	3/PE~380-400V 50-60Hz
L	3/PE~415V 50-60Hz
M	3/PE~440V 60Hz
P	1/N/PE~220-230V 50-60Hz
R	2/PE~220-240V 50-60Hz
U	1/N/PE~240V 50-60Hz
V	3/PE~240V 50-60Hz
W	1/N/PE~100-110V 50-60Hz

## 1.2 Product codes

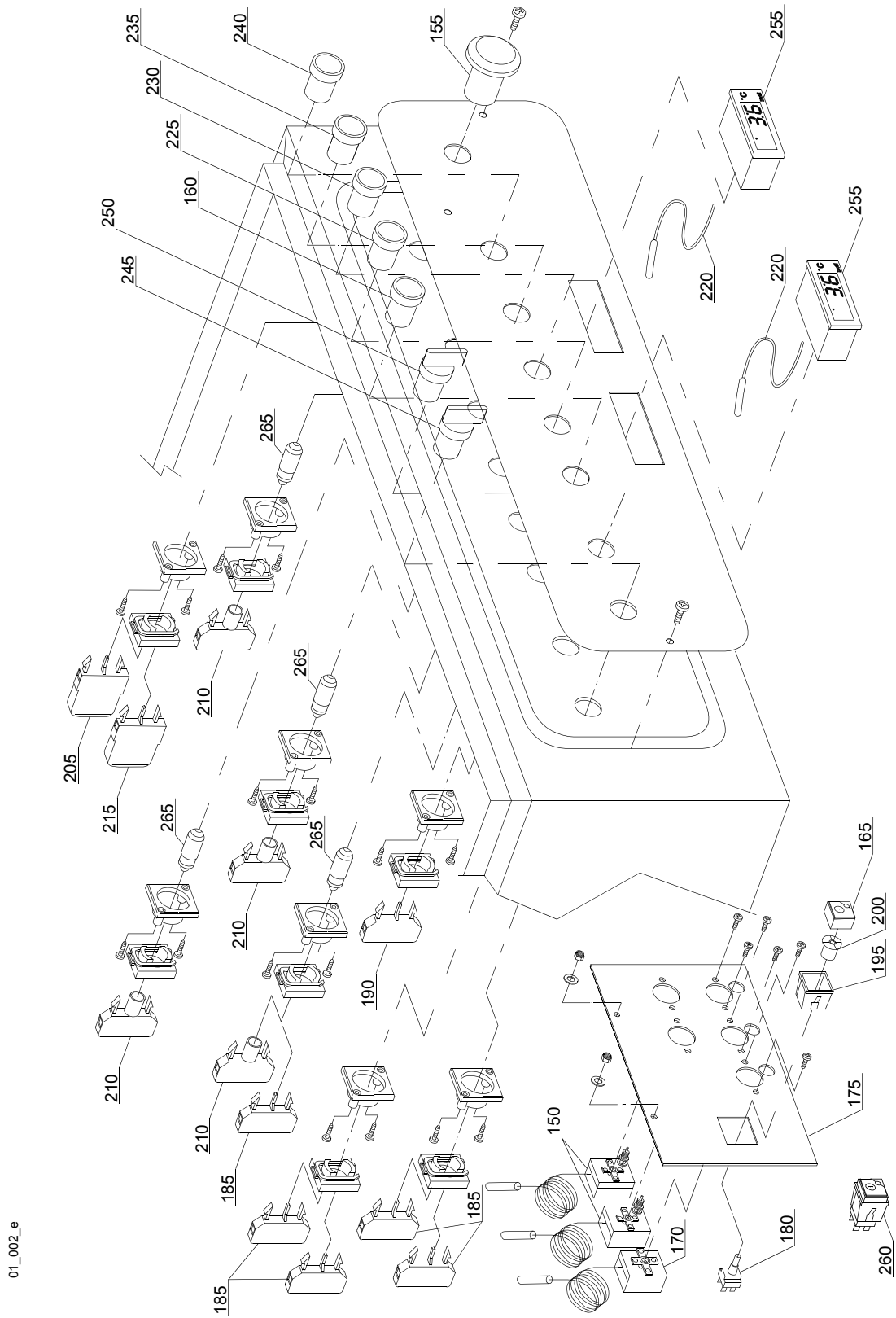
Product code	Full name
Model codes	
em	ELECTROMECHANICAL SWITCHES
e	ELECTRONICAL SWITCHES
uw	LOWER AND UPPER WASHER
Type codes	
24	24
Accessory codes	
hr	HEAT RECOVERY - TR98
hp	HEAT PUMP - TR99
sc9	STEAM CONDENSER - LC 91
csa	CONVEYOR SPEED ADJUSTING - LC 101
972	90°MOTORIZED CHAIN CONVEYOR - LC 97/2
973	180°MOTORIZED CHAIN CONVEYOR - LC 97/3
974	DRYER WITH 90° MOTORIZED CHAIN CONVEYOR - LC 97/4
975	DRYER WITH 180° MOTORIZED CHAIN CONVEYOR - LC 97/5
d9	DRYER - LC 90
d92	DRYER - LC 90/2
d929	DRYER - LC 90/900
cw	ADDITIONAL BOILER FOR COLD WATER SUPPLY
dvgw	DVGW VALVE SYSTEM
des	DETERGENT ECONOMIZER SYSTEM
szc9	SPLASH ZONE WITH CILINDER - LC 94
ti	TANK INSULATION
ds	DOUBLE SKIN
bp	BOOSTER PUMP
sdn3	DISPENSER SYSTEM SDN-3

**Spare parts**

---

Product code	Full name
98	ANGLE LOADING TABLE - LC 98





01\_002\_e

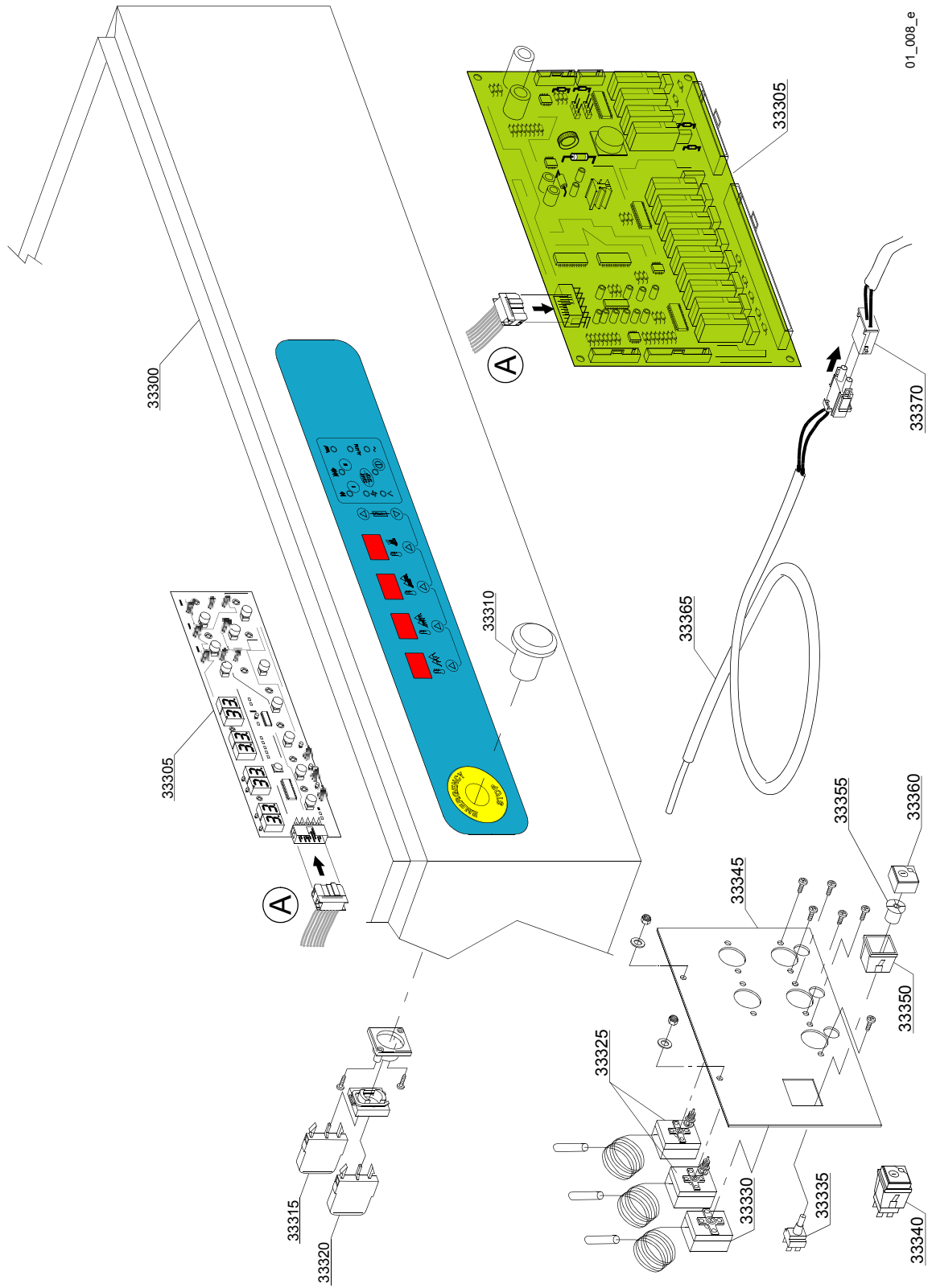
## Spare parts

ID	P-code	SN from	SN to	Mod.	Acces.	Volt	Description
<b>Module:Control Panel</b>							
150	2000430		-	em,e,uw			Safety thermostat
155	3002050		-	em,e,uw			Emergency button
160	3002055		-	em,e,uw			Button red
165	15874		-	em,e,uw			Green main switch
170	10707/1		-	em,e,uw			Thermostat 0 - 90° (TB2)
175	3009114		-	em,e,uw			Assembly plate
180	15812		-	em,e,uw			Starter electric component
185	3002054		-	em,e,uw			Green contact piece (NO)
190	3002056		-	em,e,uw			Red contact piece (NC)
195	15815		-	em,e,uw			Support square single
200	15824		-	em,e,uw			Green-orange cam
205	3002051		-	em,e,uw			2NO contact (green)
210	2000234		-	em,e,uw			Lamp holder
215	3002052		-	em,e,uw			2NC contact (red)
220	3006121		-	em,e,uw			Digital thermostat probe
225	2000284		-	em,e,uw			Switch start green
230	2000230		-	em,e,uw			Yellow pillow lamp
235	2000231		-	em,e,uw			Red pillow lamp
240	2000232		-	em,e,uw			Green pillow lamp
245	2000310		-	em,e,uw			Selector ON / OFF
250	2000311		-	em,e,uw			Speed Selector 1-2
255	3006120		-	em,e,uw			Digital thermostat
260	15849		-	em,e,uw			Switch assembly
265	3002068		-	em,e,uw			Lamp

em=ELECTROMECHANICAL SWITCHES, e=ELECTRONICAL SWITCHES, uw=LOWER AND UPPER WASHER  
24=24

hr=HEAT RECOVERY - TR98, hp=HEAT PUMP - TR99, sc9=STEAM CONDENSER - LC 91, csa=CONVEYOR SPEED ADJUSTING - LC 101, 972=90°MOTORIZED CHAIN CONVEYOR - LC 97/2, 973=180°MOTORIZED CHAIN CONVEYOR - LC 97/3, 974=DRYER WITH 90° MOTORIZED CHAIN CONVEYOR - LC 97/4, 975=DRYER WITH 180° MOTORIZED CHAIN CONVEYOR - LC 97/5, d9=DRYER - LC 90, d92=DRYER - LC 90/2, d929=DRYER - LC 90/900, cw=ADDITIONAL BOILER FOR COLD WATER SUPPLY, dvgw=DVGW VALVE SYSTEM, des=DETERGENT ECONOMIZER SYSTEM, szc9=SPLASH ZONE WITH CILINDER - LC 94, ti=TANK INSULATION, ds=DOUBLE SKIN, bp=BOOSTER PUMP, sdn3=DISPENSER SYSTEM SDN-3, 98=ANGLE LOADING TABLE - LC 98

A=3/N/PE~380-400V 50-60Hz, D=3/PE~200-210V 50-60Hz, F=2/PE~220-240V 50-60Hz, G=3/N/PE~415V 50-60Hz, H=3/PE~220-230V 50-60Hz, K=3/PE~380-400V 50-60Hz, L=3/PE~415V 50-60Hz, M=3/PE~440V 60Hz, P=1/N/PE~220-230V 50-60Hz, R=2/PE~220-240V 50-60Hz, U=1/N/PE~240V 50-60Hz, V=3/PE~240V 50-60Hz, W=1/N/PE~100-110V 50-60Hz



01\_008\_e

## Spare parts

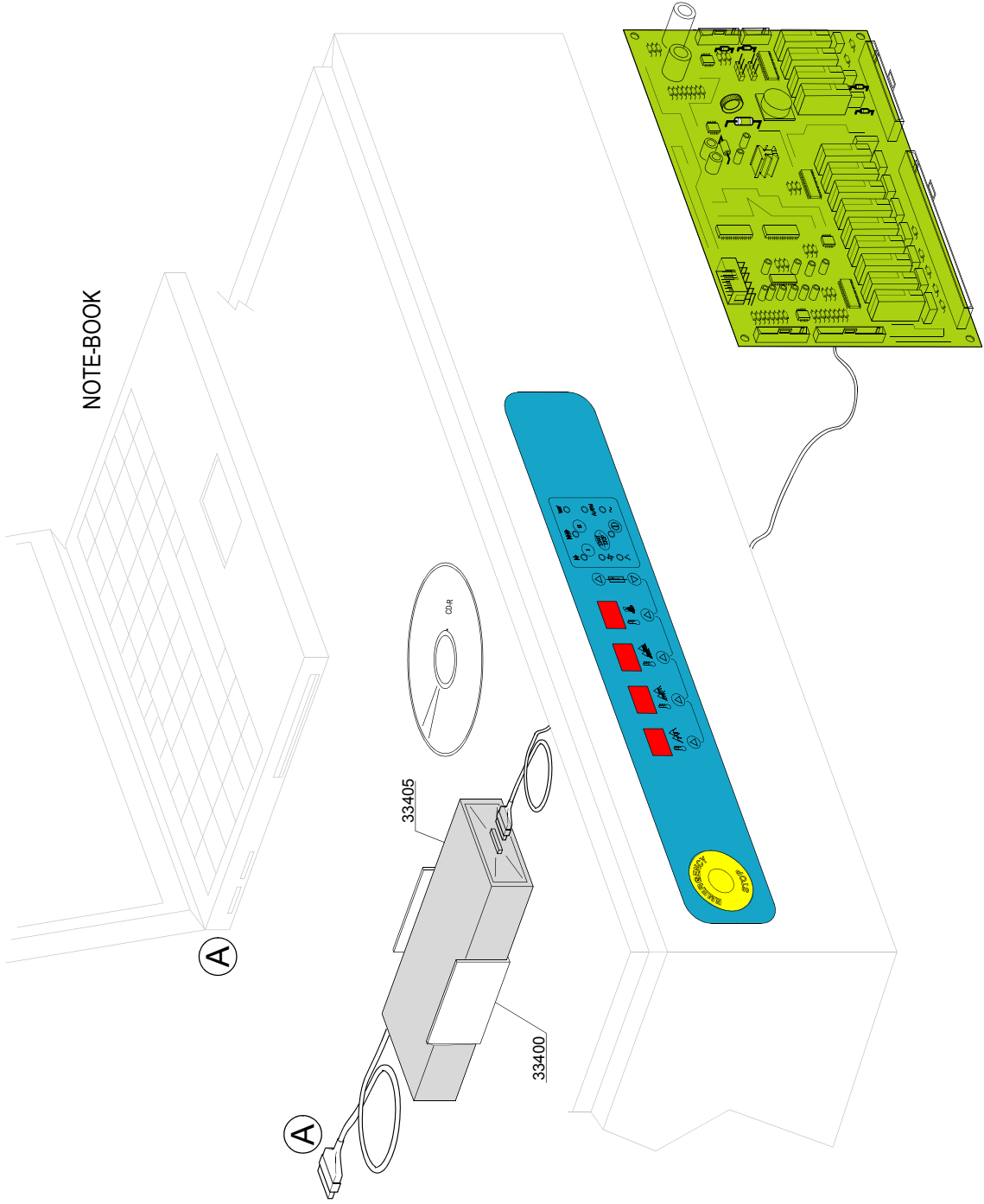
ID	P-code	SN from	SN to	Mod.	Acces.	Volt	Description
<b>Module:Control Panel ELECTRONIC</b>							
33300	3009672		-	em,e,uw			Comand parts pannel
33305	3006164		-	em,e,uw			Main board+ Touche sensitive
33310	3002050		-	em,e,uw			Emergency button
33315	3002051		-	em,e,uw			2NO contact (green)
33320	3002052		-	em,e,uw			2NC contact (red)
33325	2000430		-	em,e,uw			Safety thermostat
33330	10707/1		-	em,e,uw			Thermostat 0 - 90° (TB2)
33335	15812		-	em,e,uw			Starter electric component
33340	15849		-	em,e,uw			Switch assembly (PM2)
33345	3009114		-	em,e,uw			Assembly plate
33350	15815		-	em,e,uw			Support square single
33355	15824		-	em,e,uw			Green-orange cam
33360	15874		-	em,e,uw			Green main switch
33365	3006165		-	em,e,uw			Termostat probe
33370	3006170		-	em,e,uw			Extend probe thermostat

em=ELECTROMECHANICAL SWITCHES, e=ELECTRONICAL SWITCHES, uw=LOWER AND UPPER WASHER  
24=24

hr=HEAT RECOVERY - TR98, hp=HEAT PUMP - TR99, sc9=STEAM CONDENSER - LC 91, csa=CONVEYOR SPEED  
ADJUSTING - LC 101, 972=90°MOTORIZED CHAIN CONVEYOR - LC 97/2, 973=180°MOTORIZED CHAIN CON-  
VEYOR - LC 97/3, 974=DRYER WITH 90° MOTORIZED CHAIN CONVEYOR - LC 97/4, 975=DRYER WITH 180° MO-  
TORIZED CHAIN CONVEYOR - LC 97/5, d9=DRYER - LC 90, d92=DRYER - LC 90/2, d929=DRYER - LC 90/900,  
cw=ADDITIONAL BOILER FOR COLD WATER SUPPLY, dvgw=DVGW VALVE SYSTEM, des=DETERGENT ECON-  
OMIZER SYSTEM, szc9=SPLASH ZONE WITH CILINDER - LC 94, ti=TANK INSULATION, ds=DOUBLE SKIN,  
bp=BOOSTER PUMP, sdn3=DISPENSER SYSTEM SDN-3, 98=ANGLE LOADING TABLE - LC 98

A=3/N/PE~380-400V 50-60Hz, D=3/PE~200-210V 50-60Hz, F=2/PE~220-240V 50-60Hz, G=3/N/PE~415V 50-60Hz,  
H=3/PE~220-230V 50-60Hz, K=3/PE~380-400V 50-60Hz, L=3/PE~415V 50-60Hz, M=3/PE~440V 60Hz, P=1/N/PE~220-  
230V 50-60Hz, R=2/PE~220-240V 50-60Hz, U=1/N/PE~240V 50-60Hz, V=3/PE~240V 50-60Hz, W=1/N/PE~100-110V  
50-60Hz

01\_009\_e





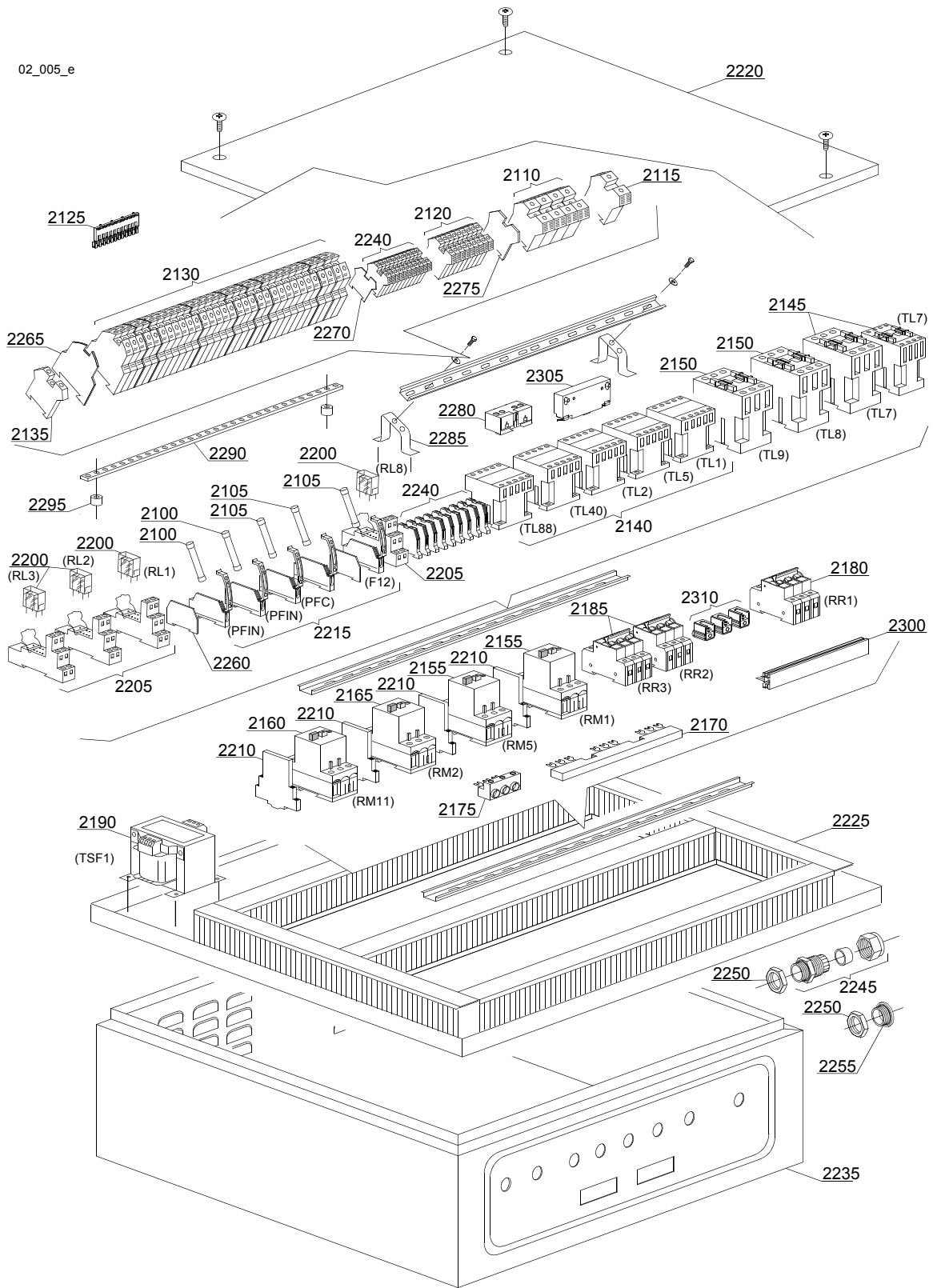
## Spare parts

ID	P-code	SN from	SN to	Mod.	Acces.	Volt	Description
<b>Module:Electronic control HACCP</b>							
33400	3060200		-	em,e,uw			Support DATA-LOGGER
33405	999910217		-	em,e,uw			Kit remote control HACCP

em=ELECTROMECHANICAL SWITCHES, e=ELECTRONICAL SWITCHES, uw=LOWER AND UPPER WASHER  
24=24

hr=HEAT RECOVERY - TR98, hp=HEAT PUMP - TR99, sc9=STEAM CONDENSER - LC 91, csa=CONVEYOR SPEED  
ADJUSTING - LC 101, 972=90°MOTORIZED CHAIN CONVEYOR - LC 97/2, 973=180°MOTORIZED CHAIN CON-  
VEYOR - LC 97/3, 974=DRYER WITH 90° MOTORIZED CHAIN CONVEYOR - LC 97/4, 975=DRYER WITH 180° MO-  
TORIZED CHAIN CONVEYOR - LC 97/5, d9=DRYER - LC 90, d92=DRYER - LC 90/2, d929=DRYER - LC 90/900,  
cw=ADDITIONAL BOILER FOR COLD WATER SUPPLY, dvgw=DVGW VALVE SYSTEM, des=DETERGENT ECON-  
OMIZER SYSTEM, szc9=SPLASH ZONE WITH CILINDER - LC 94, ti=TANK INSULATION, ds=DOUBLE SKIN,  
bp=BOOSTER PUMP, sdn3=DISPENSER SYSTEM SDN-3, 98=ANGLE LOADING TABLE - LC 98

A=3/N/PE~380-400V 50-60Hz, D=3/PE~200-210V 50-60Hz, F=2/PE~220-240V 50-60Hz, G=3/N/PE~415V 50-60Hz,  
H=3/PE~220-230V 50-60Hz, K=3/PE~380-400V 50-60Hz, L=3/PE~415V 50-60Hz, M=3/PE~440V 60Hz, P=1/N/PE~220-  
230V 50-60Hz, R=2/PE~220-240V 50-60Hz, U=1/N/PE~240V 50-60Hz, V=3/PE~240V 50-60Hz, W=1/N/PE~100-110V  
50-60Hz



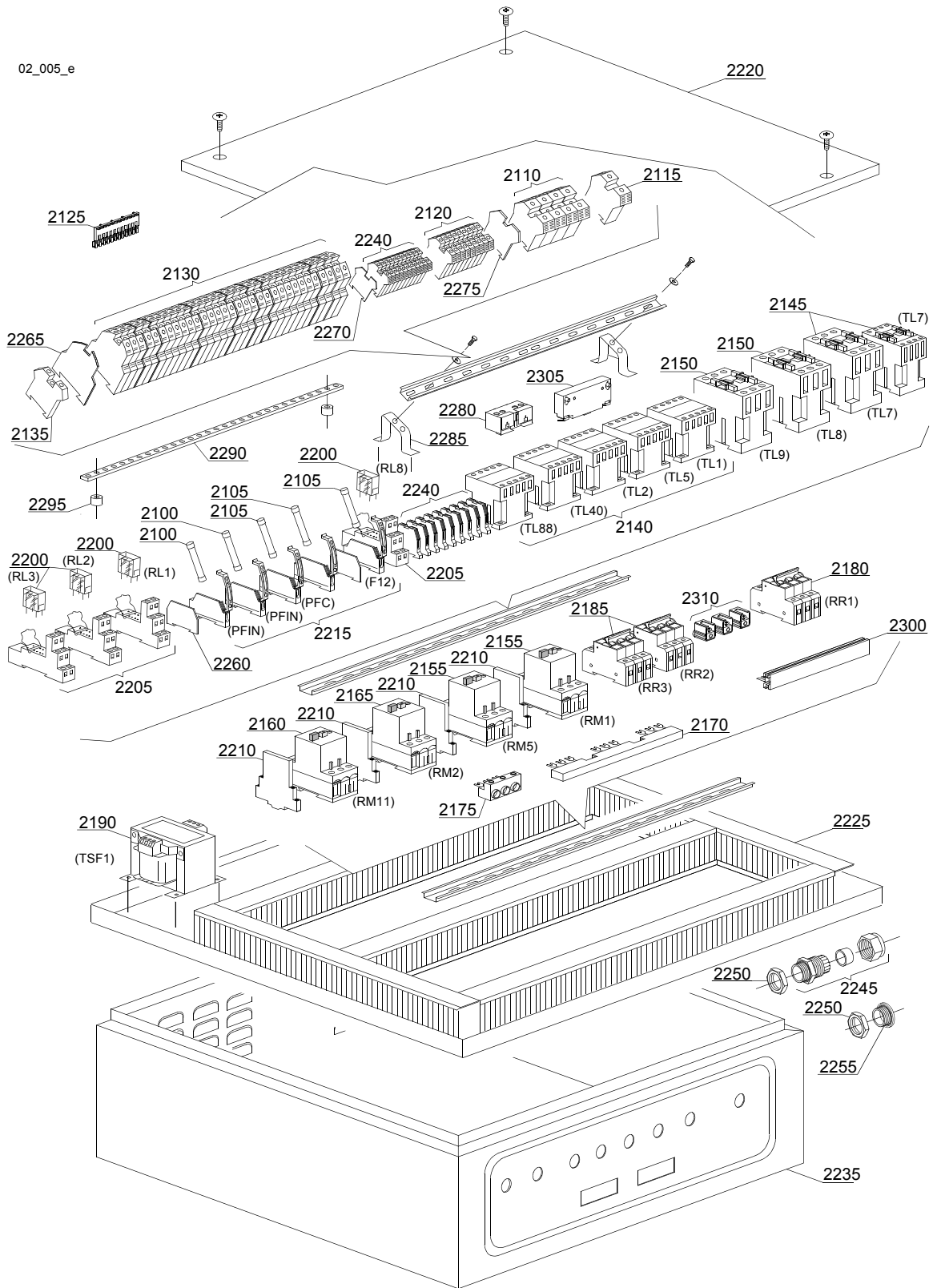
## Spare parts

ID	P-code	SN from	SN to	Mod.	Acces.	Volt	Description
<b>Module:Electric parts</b>							
2100	15160		-	em,e,uw		A	Fuse 5x20 10A
2105	15163		-	em,e,uw		A	Fuse 5x20 1A
2110	3006090		-	em,e,uw		A	Clamp 35 mm <sup>2</sup>
2115	3006091		-	em,e,uw		A	Earth clamp 35 mm <sup>2</sup>
2120	10300403		-	em,e,uw		A	Clamp 6 mm <sup>2</sup>
2125	3006066		-	em,e,uw		A	Contacteur
2130	3006072		-	em,e,uw		A	Double clamp 4 mm <sup>2</sup>
2135	3006093		-	em,e,uw		A	DIN guide backstop
2140	2000370		-	em,e,uw		A	Contacteur MC9
2145	2000380		-	em,e,uw		A	Contacteur BF12 (heating element < 9 kW)
2145	2000385		-	em,e,uw		A	Contacteur BF20 (heating element > 9 kW)
2150	2000385		-	em,e,uw		A	Contacteur BF20
2155	2000390		-	em,e,uw		A	Motorprotector 1 - 1.6A
2160	2000393		-	em,e,uw		A	Motorprotector 1,6-2,5A
2165	2000400		-	em,e,uw		A	Motorprotector 4-6,3A
2170	3006085		-	em,e,uw		A	2 position electrical contactor LMS25
2170	3006086		-	em,e,uw		A	3 position electrical contactor LMS25
2170	3006100		-	em,e,uw		A	4 position electrical contactor LMS25
2170	3006101		-	em,e,uw		A	5 position electrical contactor LMS25
2175	3006087		-	em,e,uw		A	Clamp
2180	2000403		-	em,e,uw		A	Automatic fuse C20 (heating element < 9kW)
2180	2000404		-	em,e,uw		A	Automatic fuse C25 (heating element > 9kW)
2185	2000403		-	em,e,uw		A	Automatic fuse C20 (heating element < 9kW)
2185	2000404		-	em,e,uw		A	Automatic fuse C25 (heating element > 9kW)
2190	3006061		-	em,e,uw		A	Transformer 200VA
2200	3006078		-	em,e,uw		A	Relay
2205	3006079		-	em,e,uw		A	Base for relay
2210	3006080		-	em,e,uw		A	Auxiliary contact LMS25

em=ELECTROMECHANICAL SWITCHES, e=ELECTRONICAL SWITCHES, uw=LOWER AND UPPER WASHER  
24=24

hr=HEAT RECOVERY - TR98, hp=HEAT PUMP - TR99, sc9=STEAM CONDENSER - LC 91, csa=CONVEYOR SPEED  
ADJUSTING - LC 101, 972=90°MOTORIZED CHAIN CONVEYOR - LC 97/2, 973=180°MOTORIZED CHAIN  
CONVEYOR - LC 97/3, 974=DRYER WITH 90° MOTORIZED CHAIN CONVEYOR - LC 97/4, 975=DRYER WITH 180° MO-  
TORIZED CHAIN CONVEYOR - LC 97/5, d9=DRYER - LC 90, d92=DRYER - LC 90/2, d929=DRYER - LC 90/900,  
cw=ADDITIONAL BOILER FOR COLD WATER SUPPLY, dvgw=DVGW VALVE SYSTEM, des=DETERGENT ECON-  
OMIZER SYSTEM, szc9=SPLASH ZONE WITH CILINDER - LC 94, ti=TANK INSULATION, ds=DOUBLE SKIN,  
bp=BOOSTER PUMP, sdn3=DISPENSER SYSTEM SDN-3, 98=ANGLE LOADING TABLE - LC 98

A=3/N/PE~380-400V 50-60Hz, D=3/PE~200-210V 50-60Hz, F=2/PE~220-240V 50-60Hz, G=3/N/PE~415V 50-60Hz,  
H=3/PE~220-230V 50-60Hz, K=3/PE~380-400V 50-60Hz, L=3/PE~415V 50-60Hz, M=3/PE~440V 60Hz, P=1/N/PE~220-  
230V 50-60Hz, R=2/PE~220-240V 50-60Hz, U=1/N/PE~240V 50-60Hz, V=3/PE~240V 50-60Hz, W=1/N/PE~100-110V  
50-60Hz



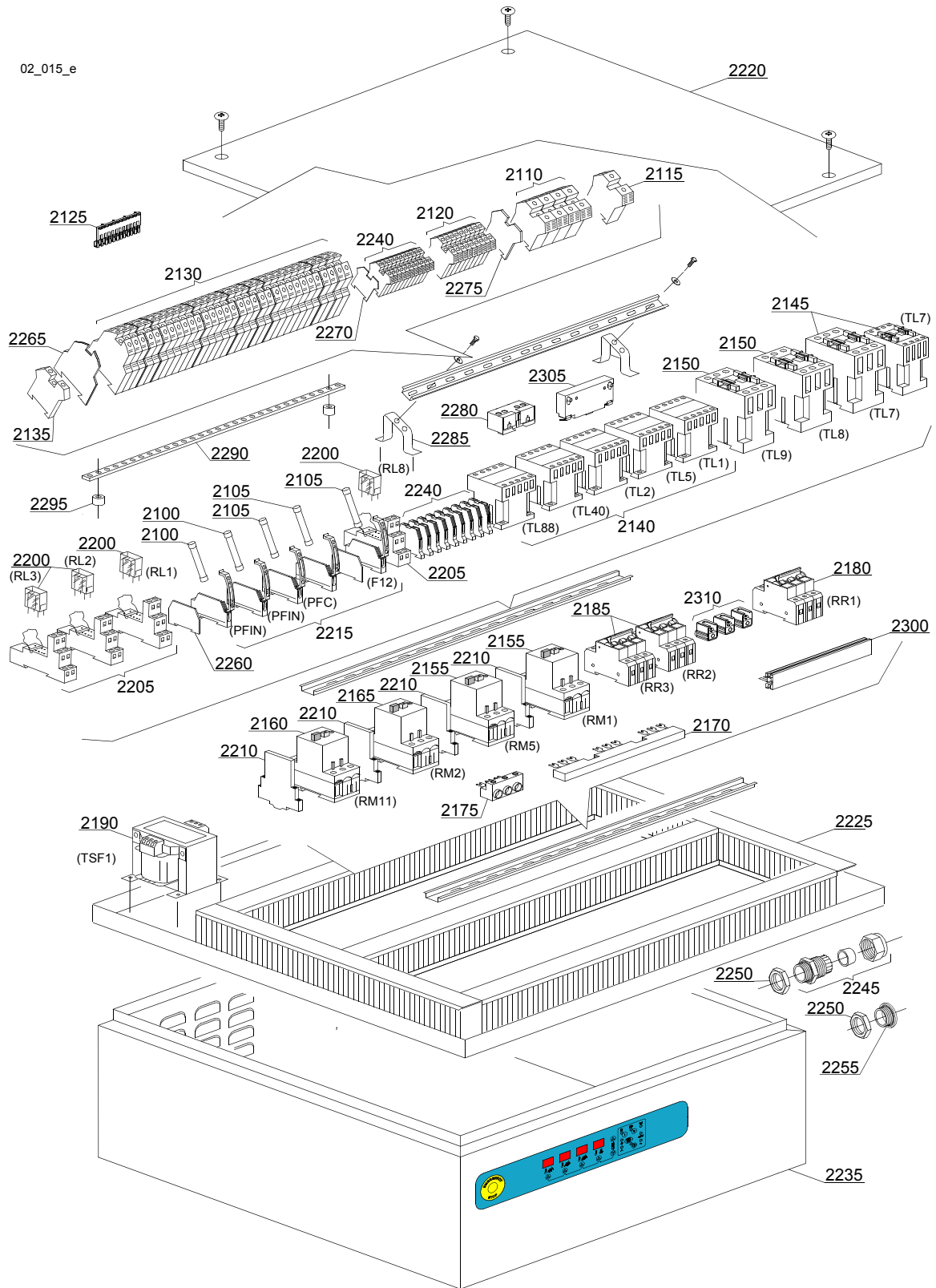
## Spare parts

ID	P-code	SN from	SN to	Mod.	Acces.	Volt	Description
<b>Module:Electric parts</b>							
2215	3006147		-	em,e,uw		A	Fuse holder
2220	3009197		-	em,e,uw		A	Control panel cover
2220	3009652		-	em,e,uw		A	Control panel cover
2225	3009146		-	em,e,uw		A	Electric parts pannel
2230	3009145		-	em,e,uw		A	Comand parts pannel
2235	3019030		-	em,e,uw		A	Control panel case
2235	3009654		-	em,e,uw		A	Control panel case
2240	3006092		-	em,e,uw		A	Clamp 4mm <sup>2</sup>
2245	80419		-	em,e,uw		A	Cable-fastener PG29
2250	80420		-	em,e,uw		A	Lock nut
2255	80421		-	em,e,uw		A	Plug PG29
2260	3006144		-	em,e,uw		A	Fuse holder covering plate
2265	3006071		-	em,e,uw		A	Double clamp covering plate 4mm <sup>2</sup>
2270	3006083		-	em,e,uw		A	Clamp covering plate 4mm <sup>2</sup>
2275	3006084		-	em,e,uw		A	Clamp covering plate 35mm <sup>2</sup>
2280	3006068		-	em,e,uw		A	MC9 auxiliary contact 1NO-1NC
2280	3002057		-	em,e,uw		A	MC9 auxiliary contact 2NO
2280	3002052		-	em,e,uw		A	MC9 auxiliary contact 2NC
2285	3006067		-	em,e,uw		A	DIN guide support
2290	3006161		-	em,e,uw		A	Electrical bonding bar
2295	3006162		-	em,e,uw		A	Insulators
2300	3006163		-	em,e,uw		A	Connection bar
2305	3006153		-	em,e,uw		A	Mechanical lock safety
2310	3006160		-	em,e,uw		A	Feed clamp 35mm <sup>2</sup>

em=ELECTROMECHANICAL SWITCHES, e=ELECTRONICAL SWITCHES, uw=LOWER AND UPPER WASHER  
24=24

hr=HEAT RECOVERY - TR98, hp=HEAT PUMP - TR99, sc9=STEAM CONDENSER - LC 91, csa=CONVEYOR SPEED ADJUSTING - LC 101, 972=90°MOTORIZED CHAIN CONVEYOR - LC 97/2, 973=180°MOTORIZED CHAIN CONVEYOR - LC 97/3, 974=DRYER WITH 90° MOTORIZED CHAIN CONVEYOR - LC 97/4, 975=DRYER WITH 180° MOTORIZED CHAIN CONVEYOR - LC 97/5, d9=DRYER - LC 90, d92=DRYER - LC 90/2, d929=DRYER - LC 90/900, cw=ADDITIONAL BOILER FOR COLD WATER SUPPLY, dvgw=DVGW VALVE SYSTEM, des=DETERGENT ECONOMIZER SYSTEM, szc9=SPLASH ZONE WITH CILINDER - LC 94, ti=TANK INSULATION, ds=DOUBLE SKIN, bp=BOOSTER PUMP, sdn3=DISPENSER SYSTEM SDN-3, 98=ANGLE LOADING TABLE - LC 98

A=3/N/PE~380-400V 50-60Hz, D=3/PE~200-210V 50-60Hz, F=2/PE~220-240V 50-60Hz, G=3/N/PE~415V 50-60Hz, H=3/PE~220-230V 50-60Hz, K=3/PE~380-400V 50-60Hz, L=3/PE~415V 50-60Hz, M=3/PE~440V 60Hz, P=1/N/PE~220-230V 50-60Hz, R=2/PE~220-240V 50-60Hz, U=1/N/PE~240V 50-60Hz, V=3/PE~240V 50-60Hz, W=1/N/PE~100-110V 50-60Hz



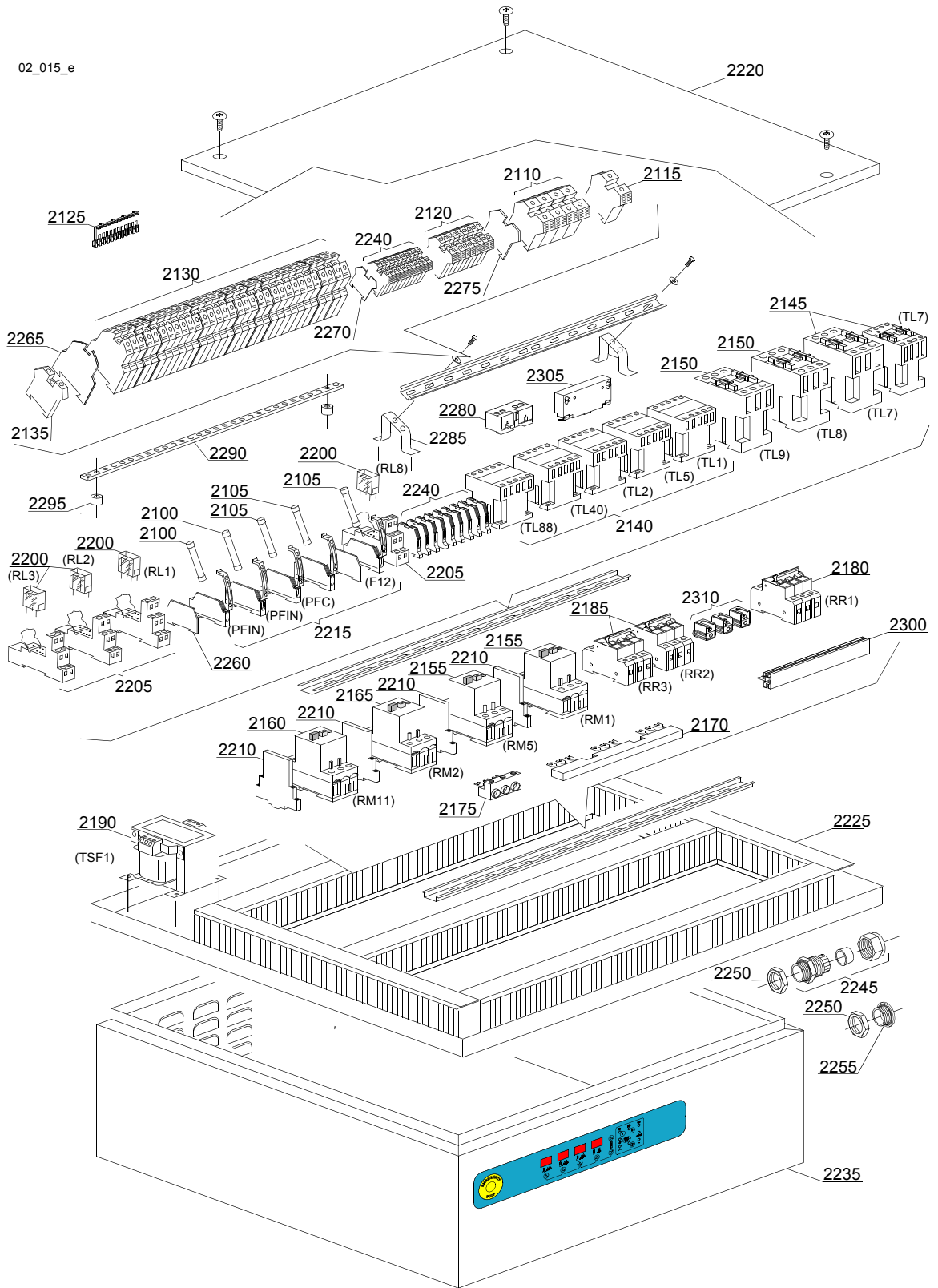
## Spare parts

ID	P-code	SN from	SN to	Mod.	Acces.	Volt	Description
<b>Module:Electric parts</b>							
2100	15160		-	em,e,uw		A	Fuse 5x20 10A
2105	15163		-	em,e,uw		A	Fuse 5x20 1A
2110	3006090		-	em,e,uw		A	Clamp 35 mm <sup>2</sup>
2115	3006091		-	em,e,uw		A	Earth clamp 35 mm <sup>2</sup>
2120	10300403		-	em,e,uw		A	Clamp 6 mm <sup>2</sup>
2125	3006066		-	em,e,uw		A	Contactora
2130	3006072		-	em,e,uw		A	Double clamp 4 mm <sup>2</sup>
2135	3006093		-	em,e,uw		A	DIN guide backstop
2140	2000370		-	em,e,uw		A	Contactora MC9
2145	2000380		-	em,e,uw		A	Contactora BF12 (heating element < 9 kW)
2145	2000385		-	em,e,uw		A	Contactora BF20 (heating element > 9 kW)
2150	2000385		-	em,e,uw		A	Contactora BF20
2155	2000390		-	em,e,uw		A	Motorprotector 1 - 1.6A
2160	2000393		-	em,e,uw		A	Motorprotector 1,6-2,5A
2165	2000400		-	em,e,uw		A	Motorprotector 4-6,3A
2170	3006085		-	em,e,uw		A	2 position electrical contactora LMS25
2170	3006086		-	em,e,uw		A	3 position electrical contactora LMS25
2170	3006100		-	em,e,uw		A	4 position electrical contactora LMS25
2170	3006101		-	em,e,uw		A	5 position electrical contactora LMS25
2175	3006087		-	em,e,uw		A	Clamp
2180	2000403		-	em,e,uw		A	Automatic fuse C20 (heating element < 9kW)
2180	2000404		-	em,e,uw		A	Automatic fuse C25 (heating element > 9kW)
2185	2000403		-	em,e,uw		A	Automatic fuse C20 (heating element < 9kW)
2185	2000404		-	em,e,uw		A	Automatic fuse C25 (heating element > 9kW)
2190	3006061		-	em,e,uw		A	Transformer 200VA
2200	3006078		-	em,e,uw		A	Relay
2205	3006079		-	em,e,uw		A	Base for relay
2210	3006080		-	em,e,uw		A	Auxiliary contact LMS25

em=ELECTROMECHANICAL SWITCHES, e=ELECTRONICAL SWITCHES, uw=LOWER AND UPPER WASHER  
24=24

hr=HEAT RECOVERY - TR98, hp=HEAT PUMP - TR99, sc9=STEAM CONDENSER - LC 91, csa=CONVEYOR SPEED ADJUSTING - LC 101, 972=90°MOTORIZED CHAIN CONVEYOR - LC 97/2, 973=180°MOTORIZED CHAIN CONVEYOR - LC 97/3, 974=DRYER WITH 90°MOTORIZED CHAIN CONVEYOR - LC 97/4, 975=DRYER WITH 180°MOTORIZED CHAIN CONVEYOR - LC 97/5, d9=DRYER - LC 90, d92=DRYER - LC 90/2, d929=DRYER - LC 90/900, cw=ADDITIONAL BOILER FOR COLD WATER SUPPLY, dvgw=DVGW VALVE SYSTEM, des=DETERGENT ECONOMIZER SYSTEM, szc9=SPLASH ZONE WITH CILINDER - LC 94, ti=TANK INSULATION, ds=DOUBLE SKIN, bp=BOOSTER PUMP, sdn3=DISPENSER SYSTEM SDN-3, 98=ANGLE LOADING TABLE - LC 98

A=3/N/PE~380-400V 50-60Hz, D=3/PE~200-210V 50-60Hz, F=2/PE~220-240V 50-60Hz, G=3/N/PE~415V 50-60Hz, H=3/PE~220-230V 50-60Hz, K=3/PE~380-400V 50-60Hz, L=3/PE~415V 50-60Hz, M=3/PE~440V 60Hz, P=1/N/PE~220-230V 50-60Hz, R=2/PE~220-240V 50-60Hz, U=1/N/PE~240V 50-60Hz, V=3/PE~240V 50-60Hz, W=1/N/PE~100-110V 50-60Hz





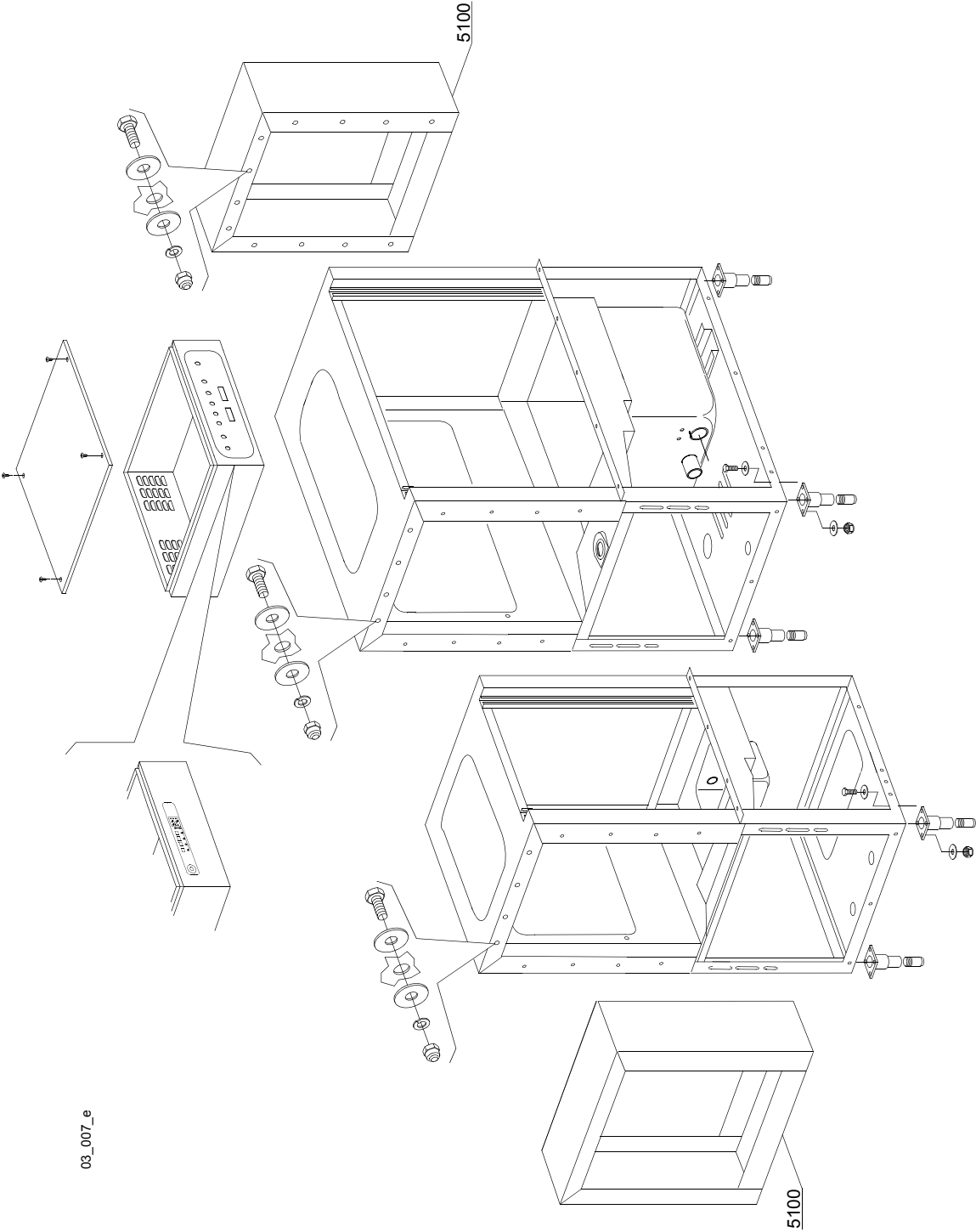
## Spare parts

ID	P-code	SN from	SN to	Mod.	Acces.	Volt	Description
<b>Module:Electric parts</b>							
2215	3006147		-	em,e,uw		A	Fuse holder
2220	3009197		-	em,e,uw		A	Control panel cover
2220	3009652		-	em,e,uw		A	Control panel cover
2225	3009146		-	em,e,uw		A	Electric parts pannel
2230	3009145		-	em,e,uw		A	Comand parts pannel
2235	3009672		-	em,e,uw		A	Control panel case
2235	3009654		-	em,e,uw		A	Control panel case
2240	3006092		-	em,e,uw		A	Clamp 4mm <sup>2</sup>
2245	80419		-	em,e,uw		A	Cable-fastener PG29
2250	80420		-	em,e,uw		A	Lock nut
2255	80421		-	em,e,uw		A	Plug PG29
2260	3006144		-	em,e,uw		A	Fuse holder covering plate
2265	3006071		-	em,e,uw		A	Double clamp covering plate 4mm <sup>2</sup>
2270	3006083		-	em,e,uw		A	Clamp covering plate 4mm <sup>2</sup>
2275	3006084		-	em,e,uw		A	Clamp covering plate 35mm <sup>2</sup>
2280	3006068		-	em,e,uw		A	MC9 auxiliary contact 1NO-1NC
2280	3002057		-	em,e,uw		A	MC9 auxiliary contact 2NO
2280	3002052		-	em,e,uw		A	MC9 auxiliary contact 2NC
2285	3006067		-	em,e,uw		A	DIN guide support
2290	3006161		-	em,e,uw		A	Electrical bonding bar
2295	3006162		-	em,e,uw		A	Insulators
2300	3006163		-	em,e,uw		A	Connection bar
2305	3006153		-	em,e,uw		A	Mechanical lock safety
2310	3006160		-	em,e,uw		A	Feed clamp 35mm <sup>2</sup>

em=ELECTROMECHANICAL SWITCHES, e=ELECTRONICAL SWITCHES, uw=LOWER AND UPPER WASHER  
24=24

hr=HEAT RECOVERY - TR98, hp=HEAT PUMP - TR99, sc9=STEAM CONDENSER - LC 91, csa=CONVEYOR SPEED ADJUSTING - LC 101, 972=90°MOTORIZED CHAIN CONVEYOR - LC 97/2, 973=180°MOTORIZED CHAIN CONVEYOR - LC 97/3, 974=DRYER WITH 90° MOTORIZED CHAIN CONVEYOR - LC 97/4, 975=DRYER WITH 180° MOTORIZED CHAIN CONVEYOR - LC 97/5, d9=DRYER - LC 90, d92=DRYER - LC 90/2, d929=DRYER - LC 90/900, cw=ADDITIONAL BOILER FOR COLD WATER SUPPLY, dvgw=DVGW VALVE SYSTEM, des=DETERGENT ECONOMIZER SYSTEM, szc9=SPLASH ZONE WITH CILINDER - LC 94, ti=TANK INSULATION, ds=DOUBLE SKIN, bp=BOOSTER PUMP, sdn3=DISPENSER SYSTEM SDN-3, 98=ANGLE LOADING TABLE - LC 98

A=3/N/PE~380-400V 50-60Hz, D=3/PE~200-210V 50-60Hz, F=2/PE~220-240V 50-60Hz, G=3/N/PE~415V 50-60Hz, H=3/PE~220-230V 50-60Hz, K=3/PE~380-400V 50-60Hz, L=3/PE~415V 50-60Hz, M=3/PE~440V 60Hz, P=1/N/PE~220-230V 50-60Hz, R=2/PE~220-240V 50-60Hz, U=1/N/PE~240V 50-60Hz, V=3/PE~240V 50-60Hz, W=1/N/PE~100-110V 50-60Hz



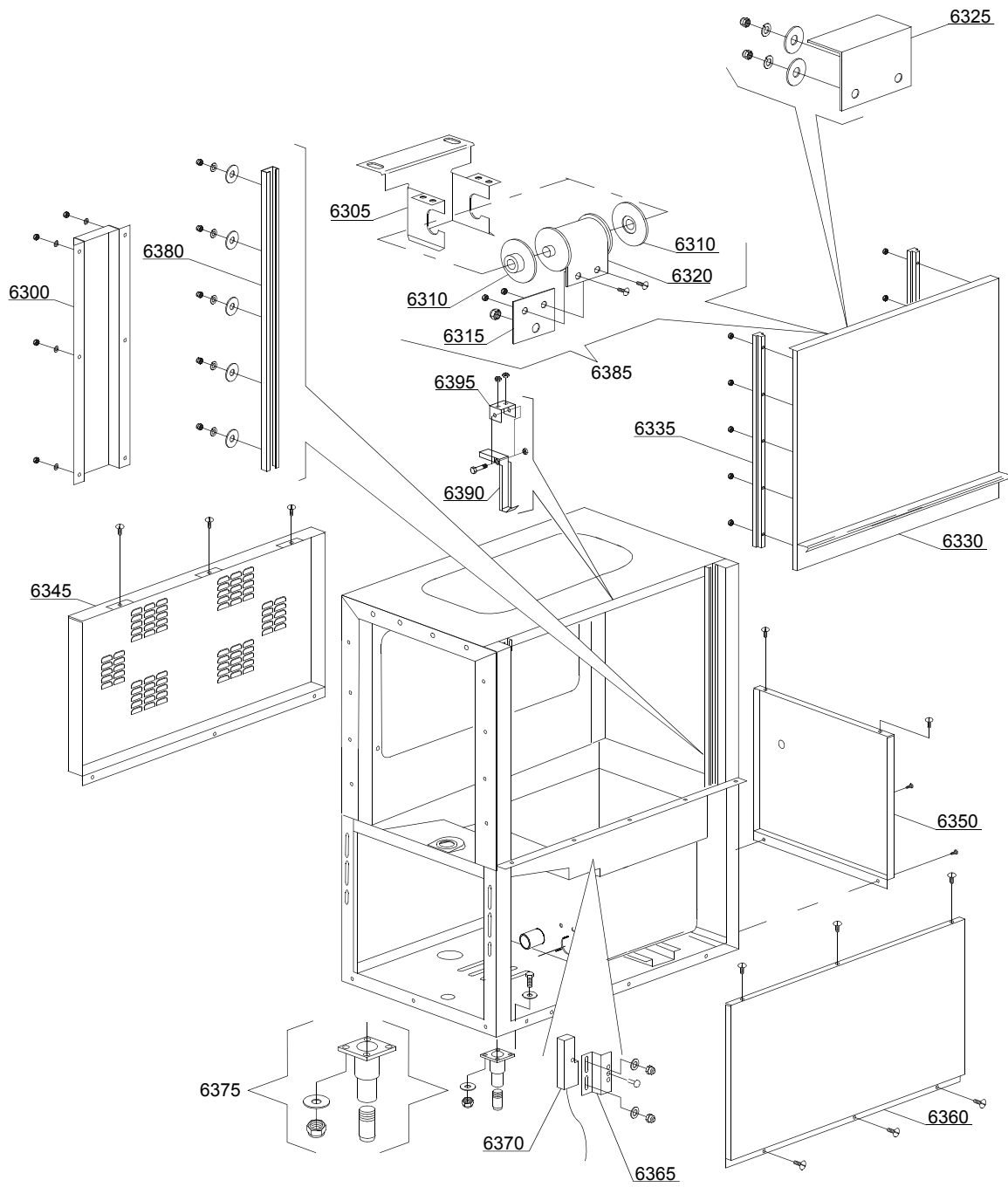
## Spare parts

ID	P-code	SN from	SN to	Mod.	Acces.	Volt	Description
<b>Module:Machine structure in modules</b>							
5100	3019021		-	em,e,uw			Splash zone

em=ELECTROMECHANICAL SWITCHES, e=ELECTRONICAL SWITCHES, uw=LOWER AND UPPER WASHER  
24=24

hr=HEAT RECOVERY - TR98, hp=HEAT PUMP - TR99, sc9=STEAM CONDENSER - LC 91, csa=CONVEYOR SPEED  
ADJUSTING - LC 101, 972=90°MOTORIZED CHAIN CONVEYOR - LC 97/2, 973=180°MOTORIZED CHAIN CON-  
VEYOR - LC 97/3, 974=DRYER WITH 90° MOTORIZED CHAIN CONVEYOR - LC 97/4, 975=DRYER WITH 180° MO-  
TORIZED CHAIN CONVEYOR - LC 97/5, d9=DRYER - LC 90, d92=DRYER - LC 90/2, d929=DRYER - LC 90/900,  
cw=ADDITIONAL BOILER FOR COLD WATER SUPPLY, dvgw=DVGW VALVE SYSTEM, des=DETERGENT ECON-  
OMIZER SYSTEM, szc9=SPLASH ZONE WITH CILINDER - LC 94, ti=TANK INSULATION, ds=DOUBLE SKIN,  
bp=BOOSTER PUMP, sdn3=DISPENSER SYSTEM SDN-3, 98=ANGLE LOADING TABLE - LC 98

A=3/N/PE~380-400V 50-60Hz, D=3/PE~200-210V 50-60Hz, F=2/PE~220-240V 50-60Hz, G=3/N/PE~415V 50-60Hz,  
H=3/PE~220-230V 50-60Hz, K=3/PE~380-400V 50-60Hz, L=3/PE~415V 50-60Hz, M=3/PE~440V 60Hz, P=1/N/PE~220-  
230V 50-60Hz, R=2/PE~220-240V 50-60Hz, U=1/N/PE~240V 50-60Hz, V=3/PE~240V 50-60Hz, W=1/N/PE~100-110V  
50-60Hz



03\_004\_e

## Spare parts

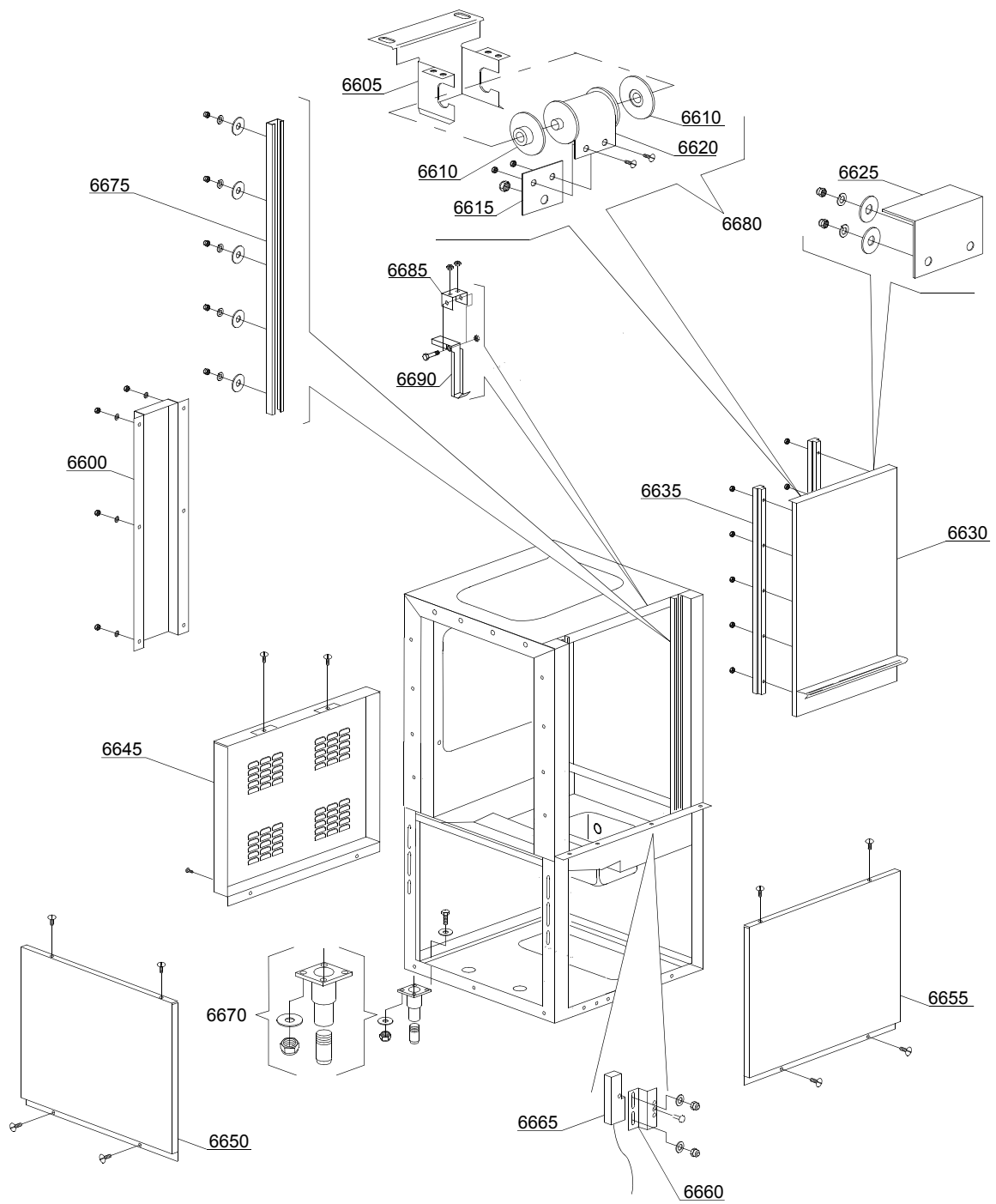
ID	P-code	SN from	SN to	Mod.	Acces.	Volt	Description
<b>Module:Washing module 900</b>							
6300	3009336		-	em,e,uw			Rear cover
6305	3009665		-	em,e,uw			Spring support
6310	3004012		-	em,e,uw			Spring holder
6315	3009555		-	em,e,uw			Spring clamping plate
6320	3004013		-	em,e,uw			Door spring BBSR 22
6325	3009269		-	em,e,uw			Door stop
6330	3009403		-	em,e,uw			Door assembly
6335	3004026		-	em,e,uw			Door guide
6345	3009170		-	em,e,uw			Rear panel
6350	3009189		-	em,e,uw			Cover left
6350	3009188		-	em,e,uw			Cover right
6360	3009147		-	em,e,uw			Front cover
6365	3009112		-	em,e,uw			Microswitch support
6370	3003112		-	em,e,uw			Door microswitch
6375	3004060		-	em,e,uw			Foot
6380	3009033		-	em,e,uw			Slideways
6385	3009906		-	em,e,uw			Spring assembly BBSR 22
6390	3000323		-	em,e,uw			Hook door
6395	3000324		-	em,e,uw			Hook support

em=ELECTROMECHANICAL SWITCHES, e=ELECTRONICAL SWITCHES, uw=LOWER AND UPPER WASHER  
24=24

hr=HEAT RECOVERY - TR98, hp=HEAT PUMP - TR99, sc9=STEAM CONDENSER - LC 91, csa=CONVEYOR SPEED  
ADJUSTING - LC 101, 972=90°MOTORIZED CHAIN CONVEYOR - LC 97/2, 973=180°MOTORIZED CHAIN CON-  
VEYOR - LC 97/3, 974=DRYER WITH 90° MOTORIZED CHAIN CONVEYOR - LC 97/4, 975=DRYER WITH 180° MO-  
TORIZED CHAIN CONVEYOR - LC 97/5, d9=DRYER - LC 90, d92=DRYER - LC 90/2, d929=DRYER - LC 90/900,  
cw=ADDITIONAL BOILER FOR COLD WATER SUPPLY, dvgw=DVGW VALVE SYSTEM, des=DETERGENT ECON-  
OMIZER SYSTEM, szc9=SPLASH ZONE WITH CILINDER - LC 94, ti=TANK INSULATION, ds=DOUBLE SKIN,  
bp=BOOSTER PUMP, sdn3=DISPENSER SYSTEM SDN-3, 98=ANGLE LOADING TABLE - LC 98

A=3/N/PE~380-400V 50-60Hz, D=3/PE~200-210V 50-60Hz, F=2/PE~220-240V 50-60Hz, G=3/N/PE~415V 50-60Hz,  
H=3/PE~220-230V 50-60Hz, K=3/PE~380-400V 50-60Hz, L=3/PE~415V 50-60Hz, M=3/PE~440V 60Hz, P=1/N/PE~220-  
230V 50-60Hz, R=2/PE~220-240V 50-60Hz, U=1/N/PE~240V 50-60Hz, V=3/PE~240V 50-60Hz, W=1/N/PE~100-110V  
50-60Hz

03\_006\_e



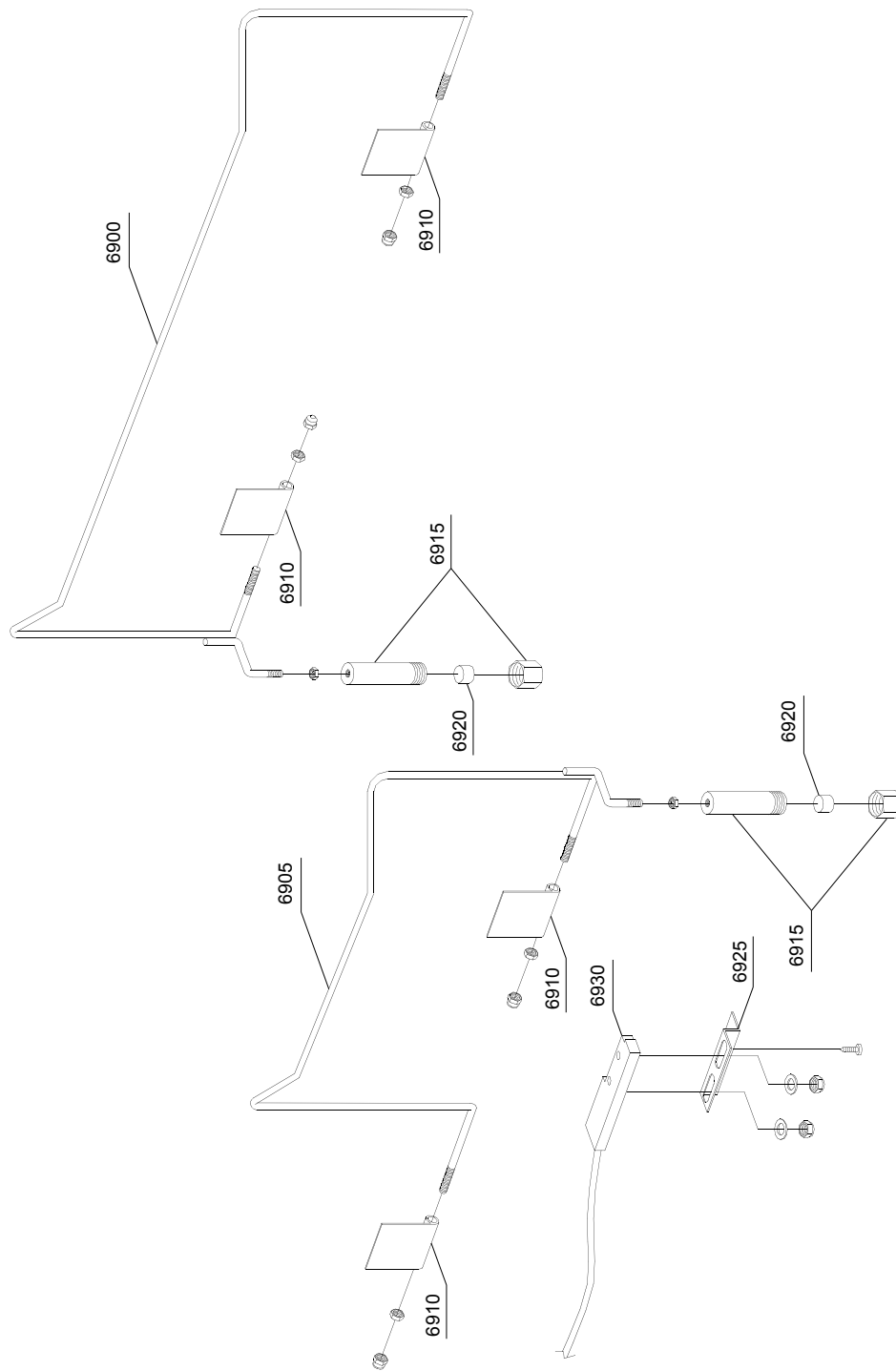
## Spare parts

ID	P-code	SN from	SN to	Mod.	Acces.	Volt	Description
<b>Module:Rising module 600</b>							
6600	3009336		-	em,e,uw			Rear cover
6605	3009909		-	em,e,uw			Spring support
6610	3004012		-	em,e,uw			Spring holder
6615	3009555		-	em,e,uw			Spring clamping plate
6620	3004011		-	em,e,uw			Door spring BBSR 23
6625	3009269		-	em,e,uw			Door stop
6630	3009402		-	em,e,uw			Door assembly
6635	3004026		-	em,e,uw			Door guide
6640	3003958		-	em,e,uw			Pin
6645	3009174		-	em,e,uw			Rear panel
6650	3009188		-	em,e,uw			Cover left
6650	3009189		-	em,e,uw			Cover right
6655	3009178		-	em,e,uw			Front cover right
6655	3009179		-	em,e,uw			Front cover left
6660	3009112		-	em,e,uw			Microswitch support
6665	3003112		-	em,e,uw			Door microswitch
6670	3004060		-	em,e,uw			Foot
6675	3009033		-	em,e,uw			Slideways
6680	3009905		-	em,e,uw			Spring assembly BBSR 23
6685	3000324		-	em,e,uw			Hook support
6690	3000323		-	em,e,uw			Hook door

em=ELECTROMECHANICAL SWITCHES, e=ELECTRONICAL SWITCHES, uw=LOWER AND UPPER WASHER  
24=24

hr=HEAT RECOVERY - TR98, hp=HEAT PUMP - TR99, sc9=STEAM CONDENSER - LC 91, csa=CONVEYOR SPEED  
ADJUSTING - LC 101, 972=90°MOTORIZED CHAIN CONVEYOR - LC 97/2, 973=180°MOTORIZED CHAIN CON-  
VEYOR - LC 97/3, 974=DRYER WITH 90° MOTORIZED CHAIN CONVEYOR - LC 97/4, 975=DRYER WITH 180° MO-  
TORIZED CHAIN CONVEYOR - LC 97/5, d9=DRYER - LC 90, d92=DRYER - LC 90/2, d929=DRYER - LC 90/900,  
cw=ADDITIONAL BOILER FOR COLD WATER SUPPLY, dvgw=DVGW VALVE SYSTEM, des=DETERGENT ECON-  
OMIZER SYSTEM, szc9=SPLASH ZONE WITH CILINDER - LC 94, ti=TANK INSULATION, ds=DOUBLE SKIN,  
bp=BOOSTER PUMP, sdn3=DISPENSER SYSTEM SDN-3, 98=ANGLE LOADING TABLE - LC 98

A=3/N/PE~380-400V 50-60Hz, D=3/PE~200-210V 50-60Hz, F=2/PE~220-240V 50-60Hz, G=3/N/PE~415V 50-60Hz,  
H=3/PE~220-230V 50-60Hz, K=3/PE~380-400V 50-60Hz, L=3/PE~415V 50-60Hz, M=3/PE~440V 60Hz, P=1/N/PE~220-  
230V 50-60Hz, R=2/PE~220-240V 50-60Hz, U=1/N/PE~240V 50-60Hz, V=3/PE~240V 50-60Hz, W=1/N/PE~100-110V  
50-60Hz



03\_102\_e



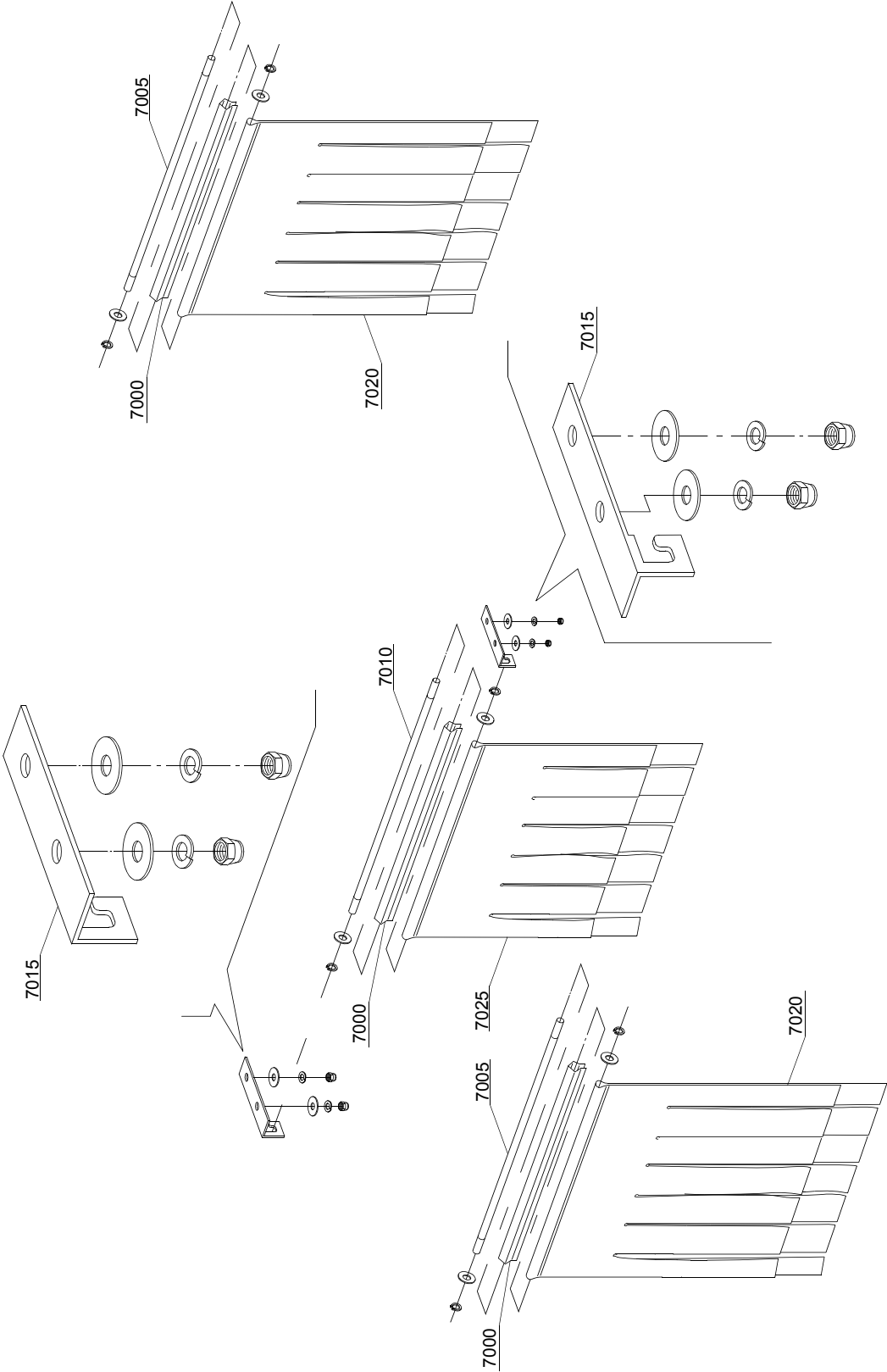
## Spare parts

ID	P-code	SN from	SN to	Mod.	Acces.	Volt	Description
<b>Module: Economizer components</b>							
6900	3003074		-	em,e,uw			Rack switch arm right
6900	3003075		-	em,e,uw			Rack switch arm left
6905	3003072		-	em,e,uw			Rack switch arm right
6905	3003073		-	em,e,uw			Rack switch arm left
6910	3003061		-	em,e,uw			Economizer support
6915	3003058		-	em,e,uw			Magnet holder
6920	3003113		-	em,e,uw			Magnet
6925	3009112		-	em,e,uw			Door microswitch support
6930	3003112		-	em,e,uw			Door microswitch

em=ELECTROMECHANICAL SWITCHES, e=ELECTRONICAL SWITCHES, uw=LOWER AND UPPER WASHER  
24=24

hr=HEAT RECOVERY - TR98, hp=HEAT PUMP - TR99, sc9=STEAM CONDENSER - LC 91, csa=CONVEYOR SPEED  
ADJUSTING - LC 101, 972=90°MOTORIZED CHAIN CONVEYOR - LC 97/2, 973=180°MOTORIZED CHAIN CON-  
VEYOR - LC 97/3, 974=DRYER WITH 90° MOTORIZED CHAIN CONVEYOR - LC 97/4, 975=DRYER WITH 180° MO-  
TORIZED CHAIN CONVEYOR - LC 97/5, d9=DRYER - LC 90, d92=DRYER - LC 90/2, d929=DRYER - LC 90/900,  
cw=ADDITIONAL BOILER FOR COLD WATER SUPPLY, dvgw=DVGW VALVE SYSTEM, des=DETERGENT ECON-  
OMIZER SYSTEM, szc9=SPLASH ZONE WITH CILINDER - LC 94, ti=TANK INSULATION, ds=DOUBLE SKIN,  
bp=BOOSTER PUMP, sdn3=DISPENSER SYSTEM SDN-3, 98=ANGLE LOADING TABLE - LC 98

A=3/N/PE~380-400V 50-60Hz, D=3/PE~200-210V 50-60Hz, F=2/PE~220-240V 50-60Hz, G=3/N/PE~415V 50-60Hz,  
H=3/PE~220-230V 50-60Hz, K=3/PE~380-400V 50-60Hz, L=3/PE~415V 50-60Hz, M=3/PE~440V 60Hz, P=1/N/PE~220-  
230V 50-60Hz, R=2/PE~220-240V 50-60Hz, U=1/N/PE~240V 50-60Hz, V=3/PE~240V 50-60Hz, W=1/N/PE~100-110V  
50-60Hz



03\_201\_e

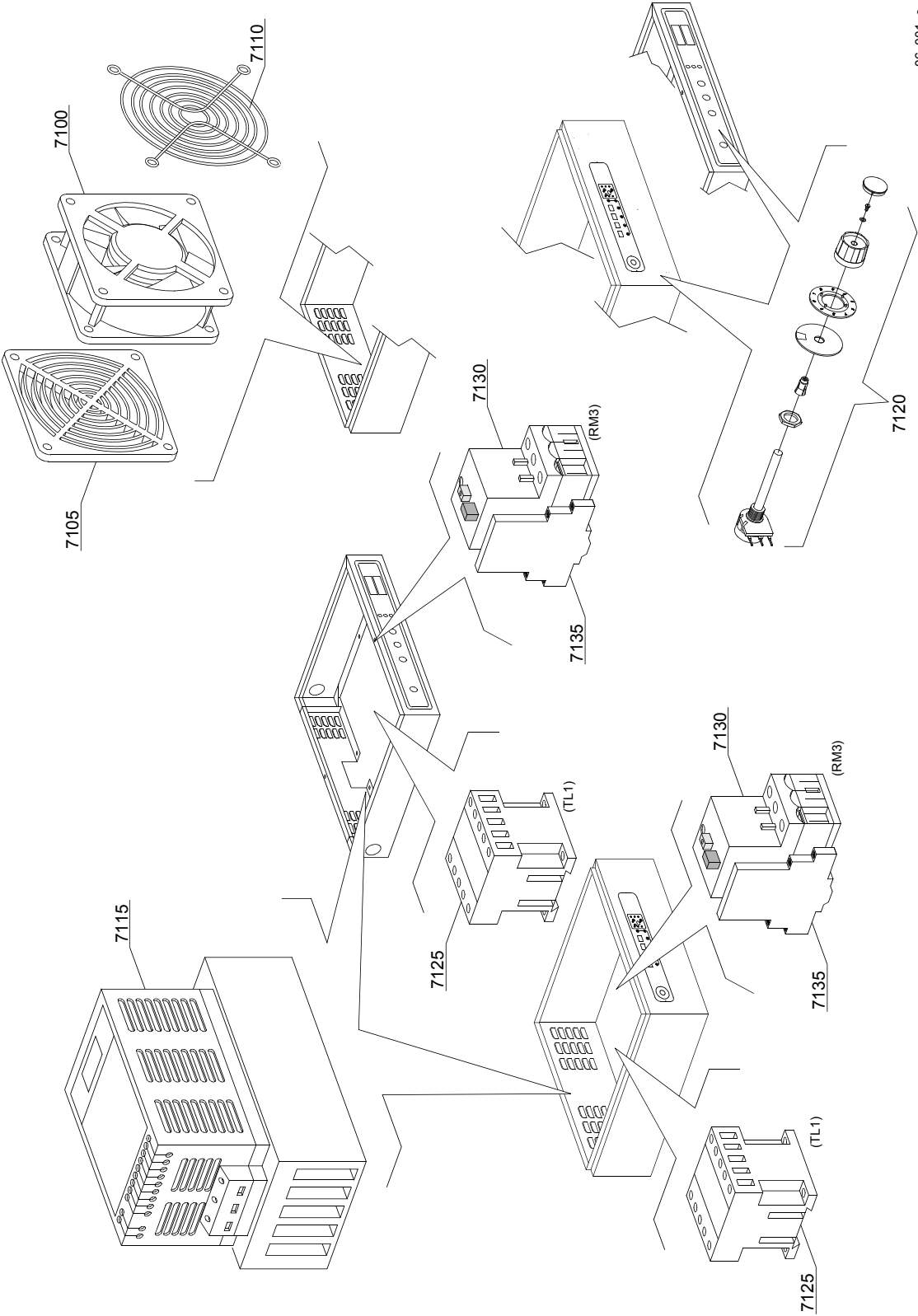
## Spare parts

ID	P-code	SN from	SN to	Mod.	Acces.	Volt	Description
<b>Module: Curtains group components</b>							
7000	3009109		-	em,e,uw			Curtain moulding
7005	3004053		-	em,e,uw			Curtain rod long
7010	3004052		-	em,e,uw			Curtain rod short
7015	3009110		-	em,e,uw			Curtain support
7020	3004050		-	em,e,uw			Curtain long
7025	3004051		-	em,e,uw			Curtain short

em=ELECTROMECHANICAL SWITCHES, e=ELECTRONICAL SWITCHES, uw=LOWER AND UPPER WASHER  
24=24

hr=HEAT RECOVERY - TR98, hp=HEAT PUMP - TR99, sc9=STEAM CONDENSER - LC 91, csa=CONVEYOR SPEED ADJUSTING - LC 101, 972=90°MOTORIZED CHAIN CONVEYOR - LC 97/2, 973=180°MOTORIZED CHAIN CONVEYOR - LC 97/3, 974=DRYER WITH 90° MOTORIZED CHAIN CONVEYOR - LC 97/4, 975=DRYER WITH 180° MOTORIZED CHAIN CONVEYOR - LC 97/5, d9=DRYER - LC 90, d92=DRYER - LC 90/2, d929=DRYER - LC 90/900, cw=ADDITIONAL BOILER FOR COLD WATER SUPPLY, dvgw=DVGW VALVE SYSTEM, des=DETERGENT ECONOMIZER SYSTEM, szc9=SPLASH ZONE WITH CILINDER - LC 94, ti=TANK INSULATION, ds=DOUBLE SKIN, bp=BOOSTER PUMP, sdn3=DISPENSER SYSTEM SDN-3, 98=ANGLE LOADING TABLE - LC 98

A=3/N/PE~380-400V 50-60Hz, D=3/PE~200-210V 50-60Hz, F=2/PE~220-240V 50-60Hz, G=3/N/PE~415V 50-60Hz, H=3/PE~220-230V 50-60Hz, K=3/PE~380-400V 50-60Hz, L=3/PE~415V 50-60Hz, M=3/PE~440V 60Hz, P=1/N/PE~220-230V 50-60Hz, R=2/PE~220-240V 50-60Hz, U=1/N/PE~240V 50-60Hz, V=3/PE~240V 50-60Hz, W=1/N/PE~100-110V 50-60Hz



06\_001\_e

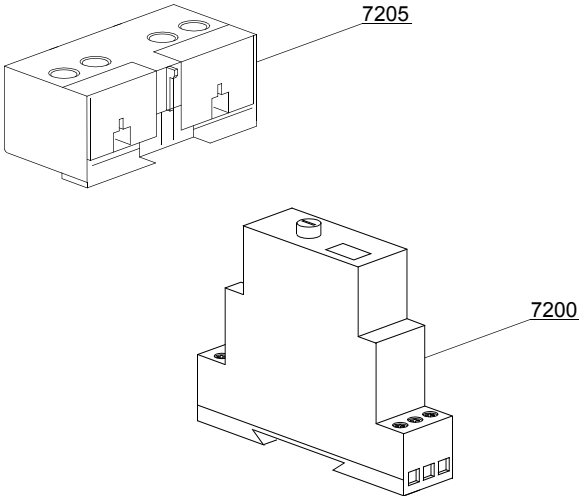
## Spare parts

ID	P-code	SN from	SN to	Mod.	Acces.	Volt	Description
<b>Module: Inverter</b>							
7100	3000118		-	em,e,uw		A	Impeller fan
7105	3000118/A		-	em,e,uw		A	Filter
7110	3000118/B		-	em,e,uw		A	Grid
7115	3000117		-	em,e,uw		A	Inverter 0,37kW
7120	3000119		-	em,e,uw		A	Potentiometer with knob
7125	2000370		-	em,e,uw		A	Contactora MC9
7130	2000400		-	em,e,uw		A	Motorprotector 4-6,3A
7135	3006080		-	em,e,uw		A	Auxiliary contact LMS25

em=ELECTROMECHANICAL SWITCHES, e=ELECTRONICAL SWITCHES, uw=LOWER AND UPPER WASHER  
24=24

hr=HEAT RECOVERY - TR98, hp=HEAT PUMP - TR99, sc9=STEAM CONDENSER - LC 91, csa=CONVEYOR SPEED ADJUSTING - LC 101, 972=90°MOTORIZED CHAIN CONVEYOR - LC 97/2, 973=180°MOTORIZED CHAIN CONVEYOR - LC 97/3, 974=DRYER WITH 90° MOTORIZED CHAIN CONVEYOR - LC 97/4, 975=DRYER WITH 180° MOTORIZED CHAIN CONVEYOR - LC 97/5, d9=DRYER - LC 90, d92=DRYER - LC 90/2, d929=DRYER - LC 90/900, cw=ADDITIONAL BOILER FOR COLD WATER SUPPLY, dvgw=DVGW VALVE SYSTEM, des=DETERGENT ECONOMIZER SYSTEM, szc9=SPLASH ZONE WITH CILINDER - LC 94, ti=TANK INSULATION, ds=DOUBLE SKIN, bp=BOOSTER PUMP, sdn3=DISPENSER SYSTEM SDN-3, 98=ANGLE LOADING TABLE - LC 98

A=3/N/PE~380-400V 50-60Hz, D=3/PE~200-210V 50-60Hz, F=2/PE~220-240V 50-60Hz, G=3/N/PE~415V 50-60Hz, H=3/PE~220-230V 50-60Hz, K=3/PE~380-400V 50-60Hz, L=3/PE~415V 50-60Hz, M=3/PE~440V 60Hz, P=1/N/PE~220-230V 50-60Hz, R=2/PE~220-240V 50-60Hz, U=1/N/PE~240V 50-60Hz, V=3/PE~240V 50-60Hz, W=1/N/PE~100-110V 50-60Hz



07\_001\_e

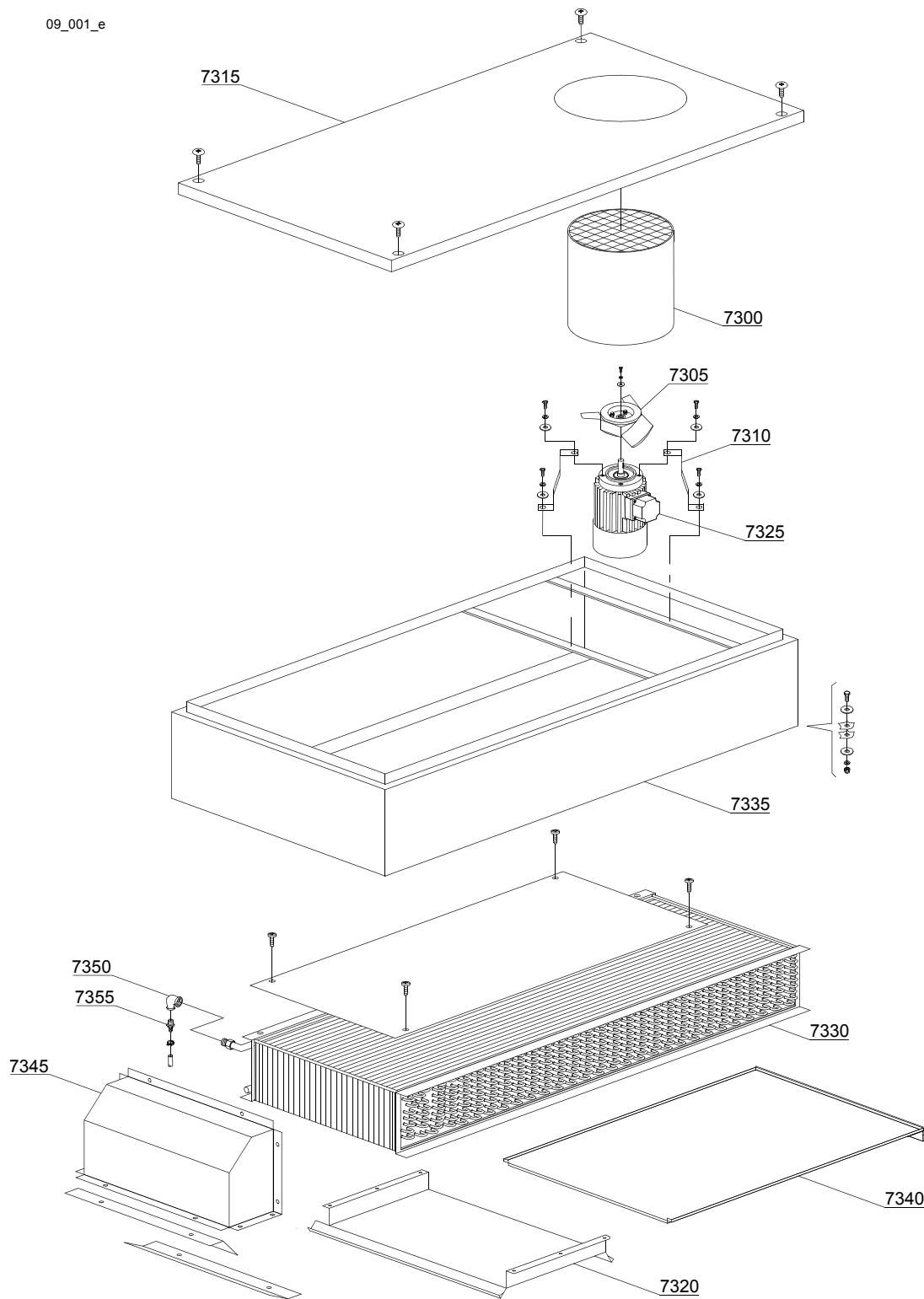
## Spare parts

ID	P-code	SN from	SN to	Mod.	Acces.	Volt	Description
<b>Module:Time relay</b>							
7200	3006226		-	em,e,uw		A	Time relay 24V
7200	3006226		-	em,e,uw		A	Time relay 24V
7205	3006068		-	em,e,uw		A	MC9 auxiliary contact 1NO-1NC
7205	3002057		-	em,e,uw		A	MC9 auxiliary contact 2NO
7205	3002052		-	em,e,uw		A	MC9 auxiliary contact 2NC

em=ELECTROMECHANICAL SWITCHES, e=ELECTRONICAL SWITCHES, uw=LOWER AND UPPER WASHER  
24=24

hr=HEAT RECOVERY - TR98, hp=HEAT PUMP - TR99, sc9=STEAM CONDENSER - LC 91, csa=CONVEYOR SPEED  
ADJUSTING - LC 101, 972=90°MOTORIZED CHAIN CONVEYOR - LC 97/2, 973=180°MOTORIZED CHAIN CON-  
VEYOR - LC 97/3, 974=DRYER WITH 90° MOTORIZED CHAIN CONVEYOR - LC 97/4, 975=DRYER WITH 180° MO-  
TORIZED CHAIN CONVEYOR - LC 97/5, d9=DRYER - LC 90, d92=DRYER - LC 90/2, d929=DRYER - LC 90/900,  
cw=ADDITIONAL BOILER FOR COLD WATER SUPPLY, dvgw=DVGW VALVE SYSTEM, des=DETERGENT ECON-  
OMIZER SYSTEM, szc9=SPLASH ZONE WITH CILINDER - LC 94, ti=TANK INSULATION, ds=DOUBLE SKIN,  
bp=BOOSTER PUMP, sdn3=DISPENSER SYSTEM SDN-3, 98=ANGLE LOADING TABLE - LC 98  
A=3/N/PE~380-400V 50-60Hz, D=3/PE~200-210V 50-60Hz, F=2/PE~220-240V 50-60Hz, G=3/N/PE~415V 50-60Hz,  
H=3/PE~220-230V 50-60Hz, K=3/PE~380-400V 50-60Hz, L=3/PE~415V 50-60Hz, M=3/PE~440V 60Hz, P=1/N/PE~220-  
230V 50-60Hz, R=2/PE~220-240V 50-60Hz, U=1/N/PE~240V 50-60Hz, V=3/PE~240V 50-60Hz, W=1/N/PE~100-110V  
50-60Hz

09\_001\_e





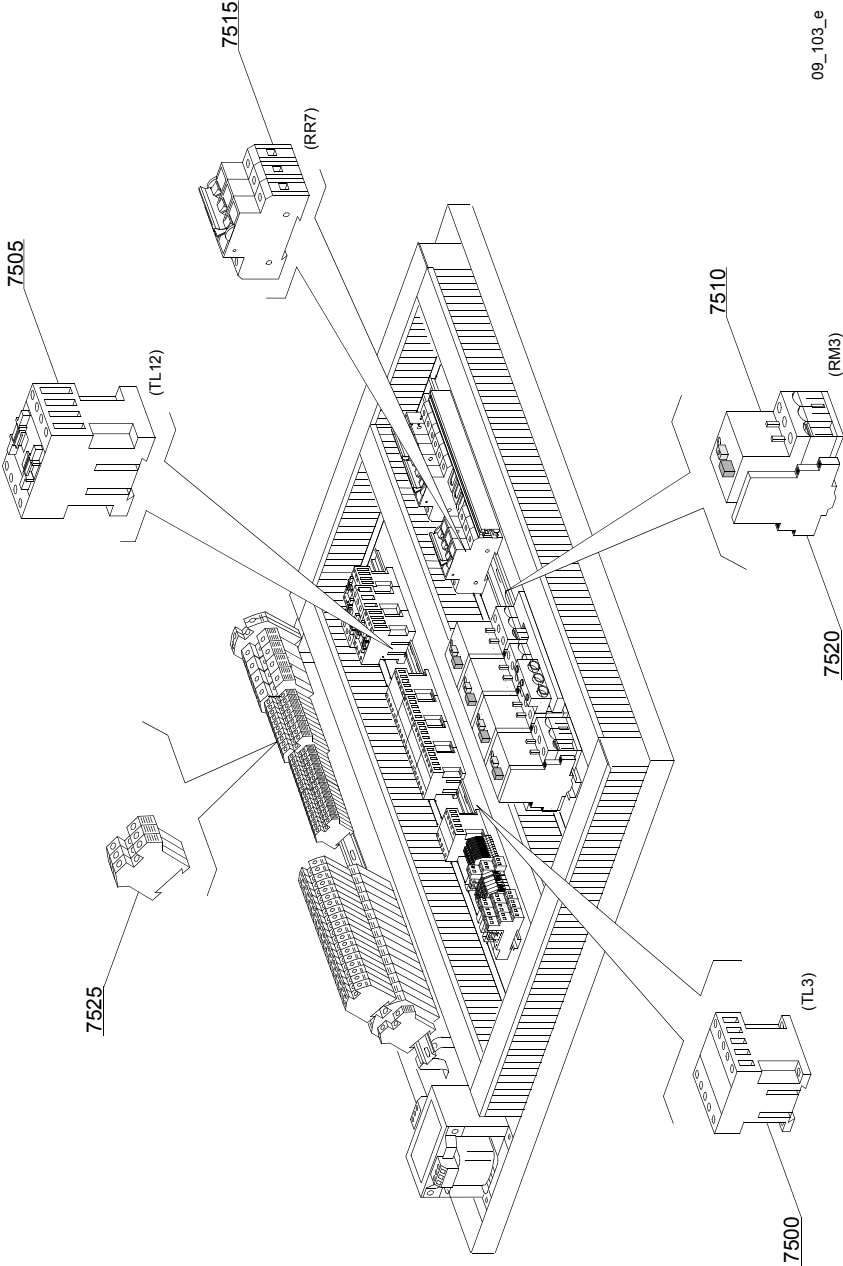
## Spare parts

ID	P-code	SN from	SN to	Mod.	Acces.	Volt	Description
<b>Module:Heat recovery TR98 - part 1</b>							
7300	3009499		-	em,e,uw			Chimney
7305	3000125		-	em,e,uw			Impeller fan
7310	3009106		-	em,e,uw			Motor holder
7315	3009318		-	em,e,uw			Cover TR98
7320	3009090		-	em,e,uw			Suction group
7325	3000120		-	em,e,uw		A	Motor - 0,18KW 4P 230/400V 50HZ
7330	3000151		-	em,e,uw			Heating recovery battery
7335	3009498		-	em,e,uw			Complete body
7340	3009501		-	em,e,uw			Tray
7345	3009500		-	em,e,uw			Cope
7350	3002138		-	em,e,uw			Elbow
7355	12023		-	em,e,uw			Hose holder

em=ELECTROMECHANICAL SWITCHES, e=ELECTRONICAL SWITCHES, uw=LOWER AND UPPER WASHER  
24=24

hr=HEAT RECOVERY - TR98, hp=HEAT PUMP - TR99, sc9=STEAM CONDENSER - LC 91, csa=CONVEYOR SPEED  
ADJUSTING - LC 101, 972=90°MOTORIZED CHAIN CONVEYOR - LC 97/2, 973=180°MOTORIZED CHAIN CON-  
VEYOR - LC 97/3, 974=DRYER WITH 90° MOTORIZED CHAIN CONVEYOR - LC 97/4, 975=DRYER WITH 180° MO-  
TORIZED CHAIN CONVEYOR - LC 97/5, d9=DRYER - LC 90, d92=DRYER - LC 90/2, d929=DRYER - LC 90/900,  
cw=ADDITIONAL BOILER FOR COLD WATER SUPPLY, dvgw=DVGW VALVE SYSTEM, des=DETERGENT ECON-  
OMIZER SYSTEM, szc9=SPLASH ZONE WITH CILINDER - LC 94, ti=TANK INSULATION, ds=DOUBLE SKIN,  
bp=BOOSTER PUMP, sdn3=DISPENSER SYSTEM SDN-3, 98=ANGLE LOADING TABLE - LC 98

A=3/N/PE~380-400V 50-60Hz, D=3/PE~200-210V 50-60Hz, F=2/PE~220-240V 50-60Hz, G=3/N/PE~415V 50-60Hz,  
H=3/PE~220-230V 50-60Hz, K=3/PE~380-400V 50-60Hz, L=3/PE~415V 50-60Hz, M=3/PE~440V 60Hz, P=1/N/PE~220-  
230V 50-60Hz, R=2/PE~220-240V 50-60Hz, U=1/N/PE~240V 50-60Hz, V=3/PE~240V 50-60Hz, W=1/N/PE~100-110V  
50-60Hz



09\_103\_e

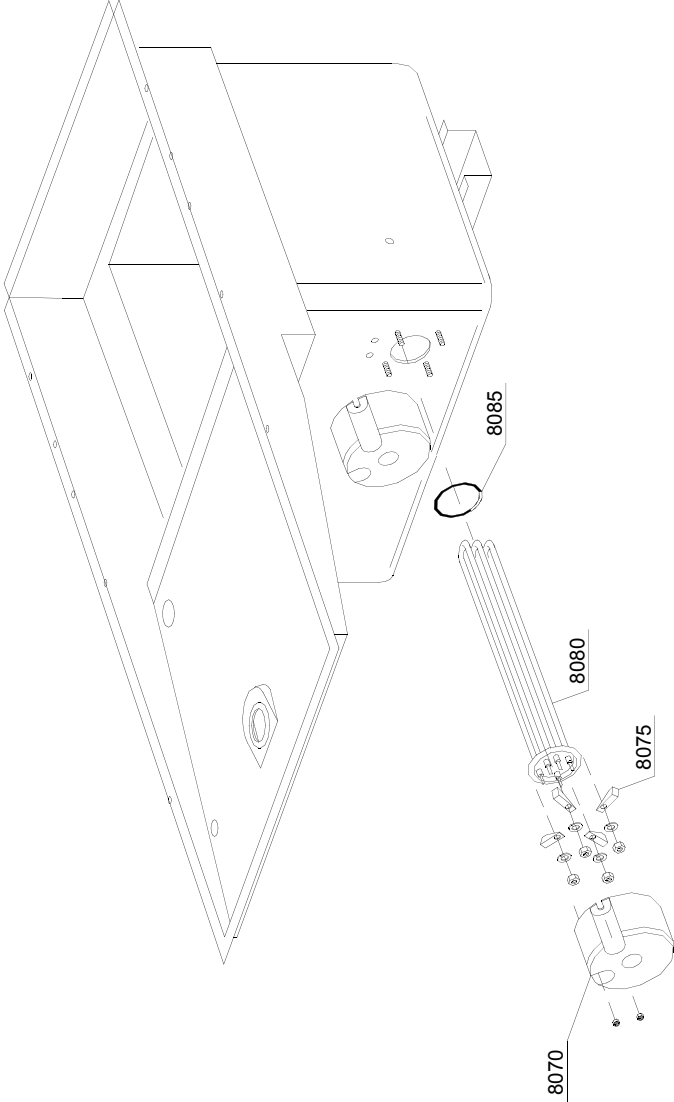
## Spare parts

ID	P-code	SN from	SN to	Mod.	Acces.	Volt	Description
<b>Module:Heat recovery TR98 - part 2</b>							
7500	2000370		-	em,e,uw		A	Contactora MC9
7505	2000380		-	em,e,uw		A	Contactora BF12 (heating element < 9 kW)
7505	2000385		-	em,e,uw		A	Contactora BF20 (heating element > 9 kW)
7510	2000390		-	em,e,uw		A	Motorprotector 1 - 1.6A
7515	2000403		-	em,e,uw		A	Automatic fuse C20 (heating element < 9 kW)
7515	2000404		-	em,e,uw		A	Automatic fuse C25 (heating element > 9 kW)
7520	3006080		-	em,e,uw		A	Auxiliary contact LMS25
7525	10300403		-	em,e,uw		A	Clamp 6 mm <sup>2</sup>

em=ELECTROMECHANICAL SWITCHES, e=ELECTRONICAL SWITCHES, uw=LOWER AND UPPER WASHER  
24=24

hr=HEAT RECOVERY - TR98, hp=HEAT PUMP - TR99, sc9=STEAM CONDENSER - LC 91, csa=CONVEYOR SPEED ADJUSTING - LC 101, 972=90°MOTORIZED CHAIN CONVEYOR - LC 97/2, 973=180°MOTORIZED CHAIN CONVEYOR - LC 97/3, 974=DRYER WITH 90° MOTORIZED CHAIN CONVEYOR - LC 97/4, 975=DRYER WITH 180° MOTORIZED CHAIN CONVEYOR - LC 97/5, d9=DRYER - LC 90, d92=DRYER - LC 90/2, d929=DRYER - LC 90/900, cw=ADDITIONAL BOILER FOR COLD WATER SUPPLY, dvgw=DVGW VALVE SYSTEM, des=DETERGENT ECONOMIZER SYSTEM, szc9=SPLASH ZONE WITH CILINDER - LC 94, ti=TANK INSULATION, ds=DOUBLE SKIN, bp=BOOSTER PUMP, sdn3=DISPENSER SYSTEM SDN-3, 98=ANGLE LOADING TABLE - LC 98

A=3/N/PE~380-400V 50-60Hz, D=3/PE~200-210V 50-60Hz, F=2/PE~220-240V 50-60Hz, G=3/N/PE~415V 50-60Hz, H=3/PE~220-230V 50-60Hz, K=3/PE~380-400V 50-60Hz, L=3/PE~415V 50-60Hz, M=3/PE~440V 60Hz, P=1/N/PE~220-230V 50-60Hz, R=2/PE~220-240V 50-60Hz, U=1/N/PE~240V 50-60Hz, V=3/PE~240V 50-60Hz, W=1/N/PE~100-110V 50-60Hz



09\_200\_e

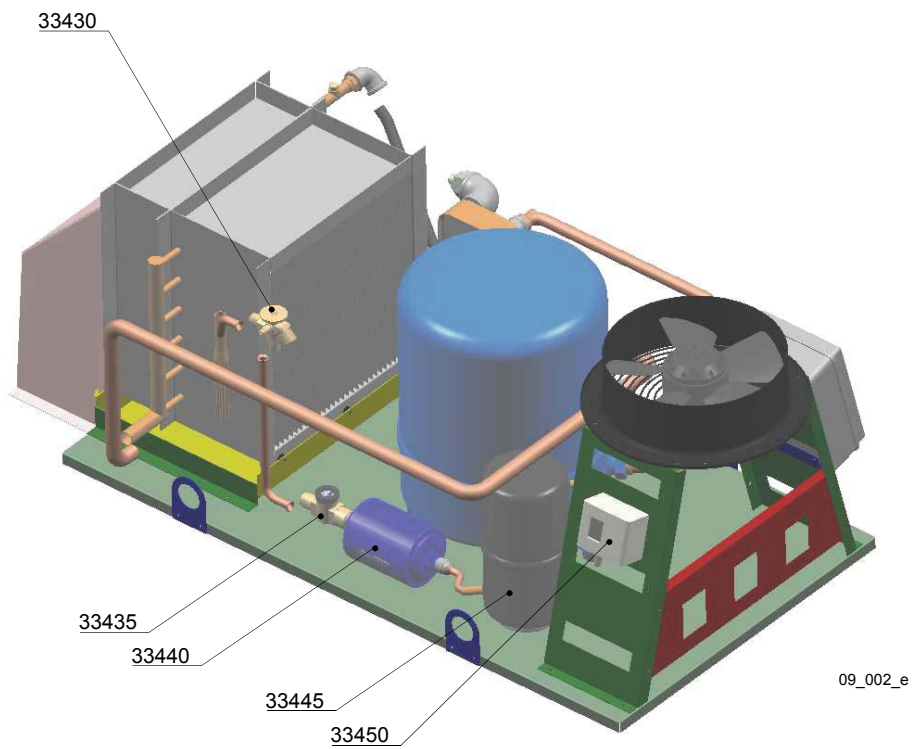
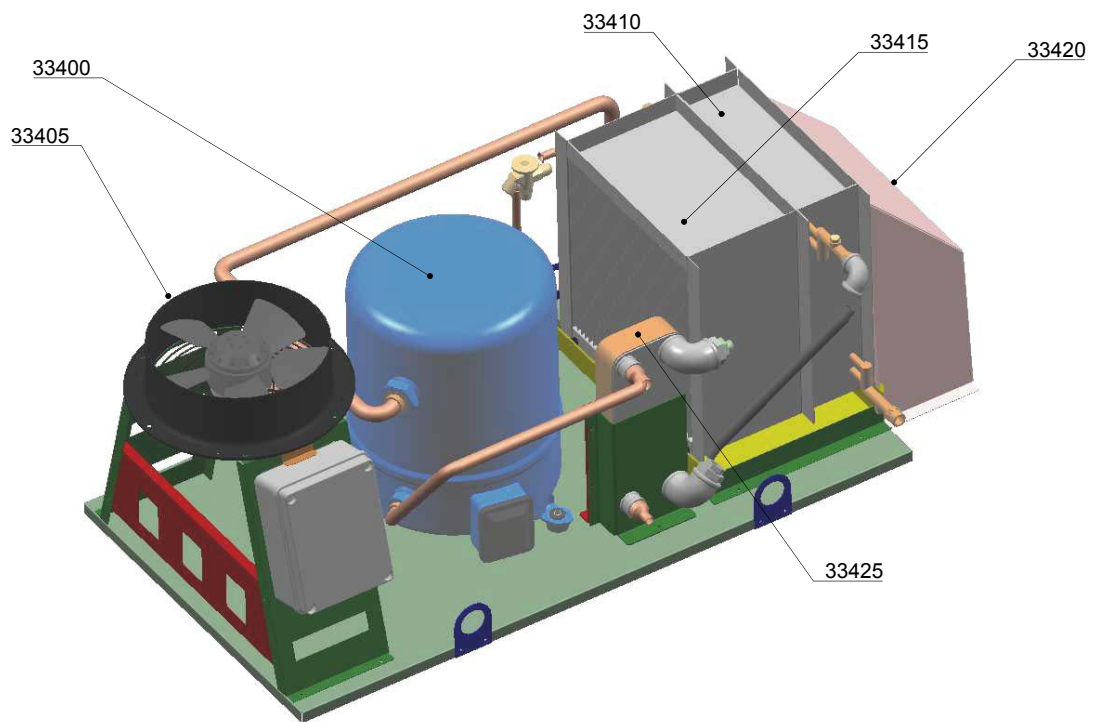
## Spare parts

ID	P-code	SN from	SN to	Mod.	Acces.	Volt	Description
<b>Module:Heat recovery TR98 - part 3</b>							
8070	75311		-	em,e,uw			Heating element cover
8075	16045		-	em,e,uw			Heating element support Ø6.3
8080	30001010		-	em,e,uw			Heating element 6kW
8080	30001011		-	em,e,uw			Heating element 9kW
8080	30001011/A		-	em,e,uw			Heating element 12kW
8080	30001011/B		-	em,e,uw			Heating element 14kW
8085	13015		-	em,e,uw			O-ring 160 (6225)

em=ELECTROMECHANICAL SWITCHES, e=ELECTRONICAL SWITCHES, uw=LOWER AND UPPER WASHER  
24=24

hr=HEAT RECOVERY - TR98, hp=HEAT PUMP - TR99, sc9=STEAM CONDENSER - LC 91, csa=CONVEYOR SPEED ADJUSTING - LC 101, 972=90°MOTORIZED CHAIN CONVEYOR - LC 97/2, 973=180°MOTORIZED CHAIN CONVEYOR - LC 97/3, 974=DRYER WITH 90° MOTORIZED CHAIN CONVEYOR - LC 97/4, 975=DRYER WITH 180° MOTORIZED CHAIN CONVEYOR - LC 97/5, d9=DRYER - LC 90, d92=DRYER - LC 90/2, d929=DRYER - LC 90/900, cw=ADDITIONAL BOILER FOR COLD WATER SUPPLY, dvgw=DVGW VALVE SYSTEM, des=DETERGENT ECONOMIZER SYSTEM, szc9=SPLASH ZONE WITH CILINDER - LC 94, ti=TANK INSULATION, ds=DOUBLE SKIN, bp=BOOSTER PUMP, sdn3=DISPENSER SYSTEM SDN-3, 98=ANGLE LOADING TABLE - LC 98

A=3/N/PE~380-400V 50-60Hz, D=3/PE~200-210V 50-60Hz, F=2/PE~220-240V 50-60Hz, G=3/N/PE~415V 50-60Hz, H=3/PE~220-230V 50-60Hz, K=3/PE~380-400V 50-60Hz, L=3/PE~415V 50-60Hz, M=3/PE~440V 60Hz, P=1/N/PE~220-230V 50-60Hz, R=2/PE~220-240V 50-60Hz, U=1/N/PE~240V 50-60Hz, V=3/PE~240V 50-60Hz, W=1/N/PE~100-110V 50-60Hz




09\_002\_e

## Spare parts

ID	P-code	SN from	SN to	Mod.	Acces.	Volt	Description
<b>Module:Heat pump TR99 - part 1</b>							
33400	3000310/B		-	em,e,uw			4 kW Compressor
33405	xxxx		-	em,e,uw			Impeller fan
33410	xxxx		-	em,e,uw			Heating recovery battery
33415	xxxx		-	em,e,uw			Evaporator
33420	xxxx		-	em,e,uw			Cap for steam collection
33425	xxxx		-	em,e,uw			Plate condenser
33430	xxxx		-	em,e,uw			Lamination valve
33435	3000310/H		-	em,e,uw			Inspection slide
33440	3000310/G		-	em,e,uw			Filter
33445	xxxx		-	em,e,uw			Expansion tank
33450	xxxx		-	em,e,uw			Differential pressure switch

em=ELECTROMECHANICAL SWITCHES, e=ELECTRONICAL SWITCHES, uw=LOWER AND UPPER WASHER  
24=24

hr=HEAT RECOVERY - TR98, hp=HEAT PUMP - TR99, sc9=STEAM CONDENSER - LC 91, csa=CONVEYOR SPEED ADJUSTING - LC 101, 972=90°MOTORIZED CHAIN CONVEYOR - LC 97/2, 973=180°MOTORIZED CHAIN CONVEYOR - LC 97/3, 974=DRYER WITH 90° MOTORIZED CHAIN CONVEYOR - LC 97/4, 975=DRYER WITH 180° MOTORIZED CHAIN CONVEYOR - LC 97/5, d9=DRYER - LC 90, d92=DRYER - LC 90/2, d929=DRYER - LC 90/900, cw=ADDITIONAL BOILER FOR COLD WATER SUPPLY, dvgw=DVGW VALVE SYSTEM, des=DETERGENT ECONOMIZER SYSTEM, szc9=SPLASH ZONE WITH CILINDER - LC 94, ti=TANK INSULATION, ds=DOUBLE SKIN, bp=BOOSTER PUMP, sdn3=DISPENSER SYSTEM SDN-3, 98=ANGLE LOADING TABLE - LC 98  
A=3/N/PE~380-400V 50-60Hz, D=3/PE~200-210V 50-60Hz, F=2/PE~220-240V 50-60Hz, G=3/N/PE~415V 50-60Hz, H=3/PE~220-230V 50-60Hz, K=3/PE~380-400V 50-60Hz, L=3/PE~415V 50-60Hz, M=3/PE~440V 60Hz, P=1/N/PE~220-230V 50-60Hz, R=2/PE~220-240V 50-60Hz, U=1/N/PE~240V 50-60Hz, V=3/PE~240V 50-60Hz, W=1/N/PE~100-110V 50-60Hz



09\_002ae



## Spare parts

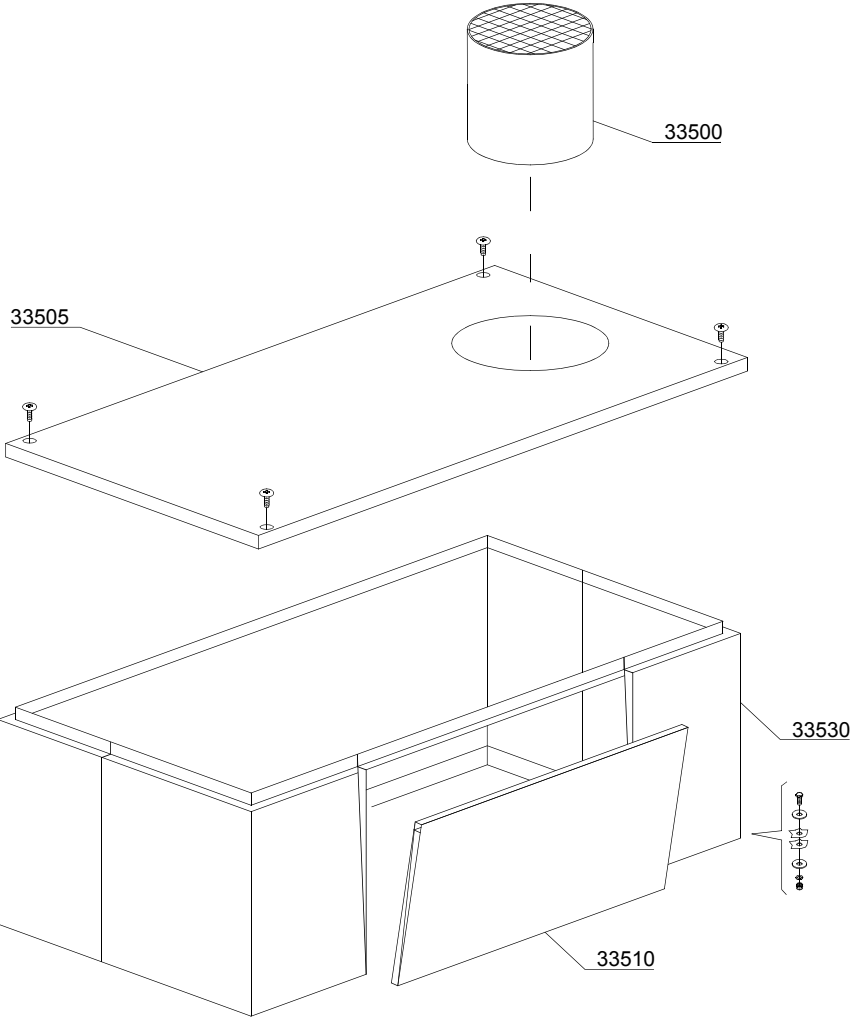
ID	P-code	SN from	SN to	Mod.	Acces.	Volt	Description
<b>Module:Heat pump TR99/1 - part 1</b>							
33400	3000310/B		-	em,e,uw			4 kW Compressor
33405	3000310/A		-	em,e,uw			Impeller fan
33410	3000310/F		-	em,e,uw			Heating recovery battery
33415	3000310/E		-	em,e,uw			GAS battery
33420	3000310/H		-	em,e,uw			Inspection slide
33425	3000310/G		-	em,e,uw			Filter

em=ELECTROMECHANICAL SWITCHES, e=ELECTRONICAL SWITCHES, uw=LOWER AND UPPER WASHER  
24=24

hr=HEAT RECOVERY - TR98, hp=HEAT PUMP - TR99, sc9=STEAM CONDENSER - LC 91, csa=CONVEYOR SPEED ADJUSTING - LC 101, 972=90°MOTORIZED CHAIN CONVEYOR - LC 97/2, 973=180°MOTORIZED CHAIN CONVEYOR - LC 97/3, 974=DRYER WITH 90° MOTORIZED CHAIN CONVEYOR - LC 97/4, 975=DRYER WITH 180° MOTORIZED CHAIN CONVEYOR - LC 97/5, d9=DRYER - LC 90, d92=DRYER - LC 90/2, d929=DRYER - LC 90/900, cw=ADDITIONAL BOILER FOR COLD WATER SUPPLY, dvgw=DVGW VALVE SYSTEM, des=DETERGENT ECONOMIZER SYSTEM, szc9=SPLASH ZONE WITH CILINDER - LC 94, ti=TANK INSULATION, ds=DOUBLE SKIN, bp=BOOSTER PUMP, sdn3=DISPENSER SYSTEM SDN-3, 98=ANGLE LOADING TABLE - LC 98

A=3/N/PE~380-400V 50-60Hz, D=3/PE~200-210V 50-60Hz, F=2/PE~220-240V 50-60Hz, G=3/N/PE~415V 50-60Hz, H=3/PE~220-230V 50-60Hz, K=3/PE~380-400V 50-60Hz, L=3/PE~415V 50-60Hz, M=3/PE~440V 60Hz, P=1/N/PE~220-230V 50-60Hz, R=2/PE~220-240V 50-60Hz, U=1/N/PE~240V 50-60Hz, V=3/PE~240V 50-60Hz, W=1/N/PE~100-110V 50-60Hz

09\_003\_e



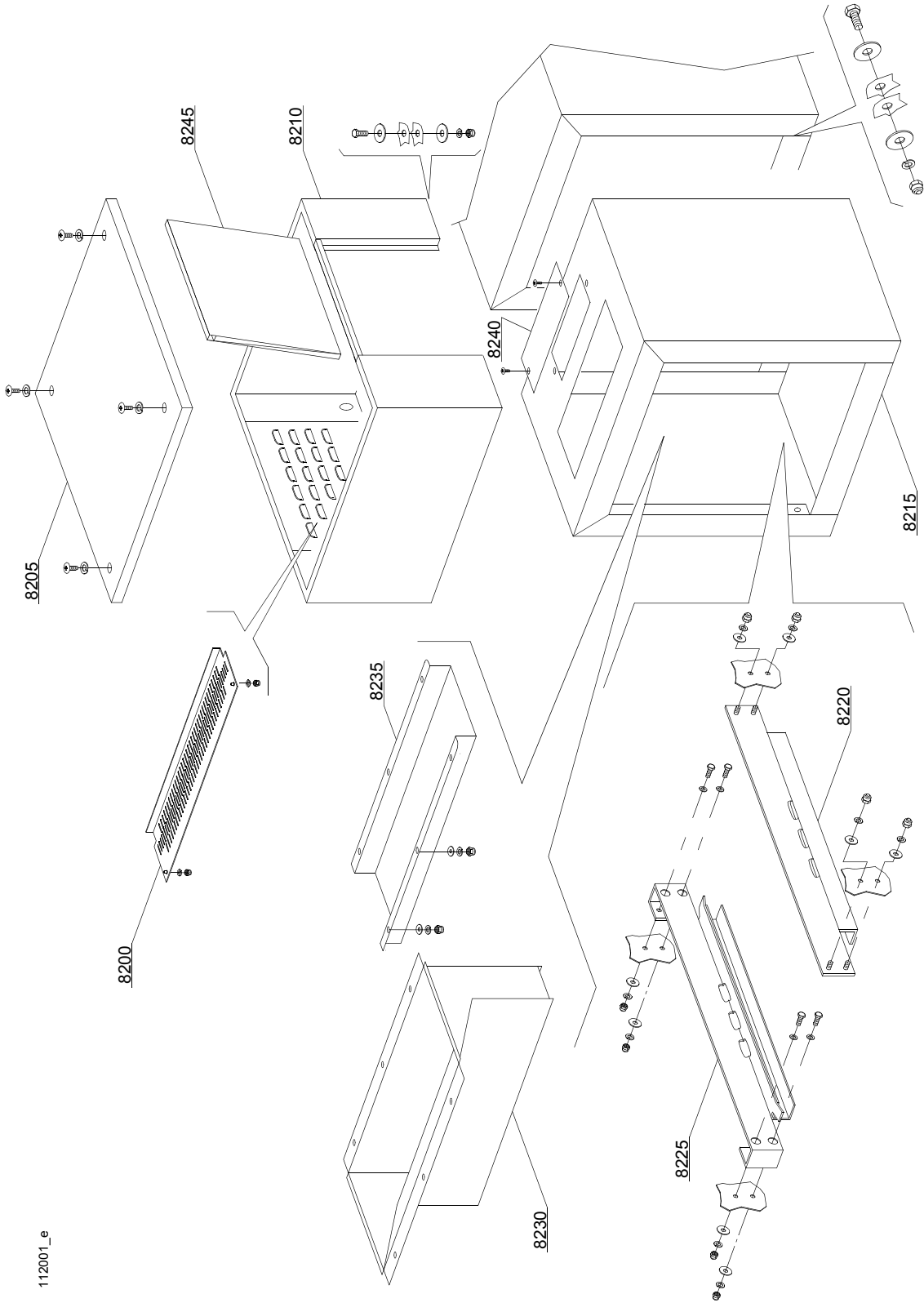
## Spare parts

ID	P-code	SN from	SN to	Mod.	Acces.	Volt	Description
<b>Module:Heat pump TR99 [TR99/1] - part 2</b>							
33500	3009499		-	em,e,uw	hp		Chimney TR-99
33505	3060184		-	em,e,uw	hp		Impeller fan TR-99
33510	3060077		-	em,e,uw	hp		Front body TR-99
33530	3009690		-	em,e,uw	hp		Top assembly bodyTR-99

em=ELECTROMECHANICAL SWITCHES, e=ELECTRONICAL SWITCHES, uw=LOWER AND UPPER WASHER  
24=24

hr=HEAT RECOVERY - TR98, hp=HEAT PUMP - TR99, sc9=STEAM CONDENSER - LC 91, csa=CONVEYOR SPEED ADJUSTING - LC 101, 972=90°MOTORIZED CHAIN CONVEYOR - LC 97/2, 973=180°MOTORIZED CHAIN CONVEYOR - LC 97/3, 974=DRYER WITH 90° MOTORIZED CHAIN CONVEYOR - LC 97/4, 975=DRYER WITH 180° MOTORIZED CHAIN CONVEYOR - LC 97/5, d9=DRYER - LC 90, d92=DRYER - LC 90/2, d929=DRYER - LC 90/900, cw=ADDITIONAL BOILER FOR COLD WATER SUPPLY, dvgw=DVGW VALVE SYSTEM, des=DETERGENT ECONOMIZER SYSTEM, szc9=SPLASH ZONE WITH CILINDER - LC 94, ti=TANK INSULATION, ds=DOUBLE SKIN, bp=BOOSTER PUMP, sdn3=DISPENSER SYSTEM SDN-3, 98=ANGLE LOADING TABLE - LC 98

A=3/N/PE~380-400V 50-60Hz, D=3/PE~200-210V 50-60Hz, F=2/PE~220-240V 50-60Hz, G=3/N/PE~415V 50-60Hz, H=3/PE~220-230V 50-60Hz, K=3/PE~380-400V 50-60Hz, L=3/PE~415V 50-60Hz, M=3/PE~440V 60Hz, P=1/N/PE~220-230V 50-60Hz, R=2/PE~220-240V 50-60Hz, U=1/N/PE~240V 50-60Hz, V=3/PE~240V 50-60Hz, W=1/N/PE~100-110V 50-60Hz



112001\_e

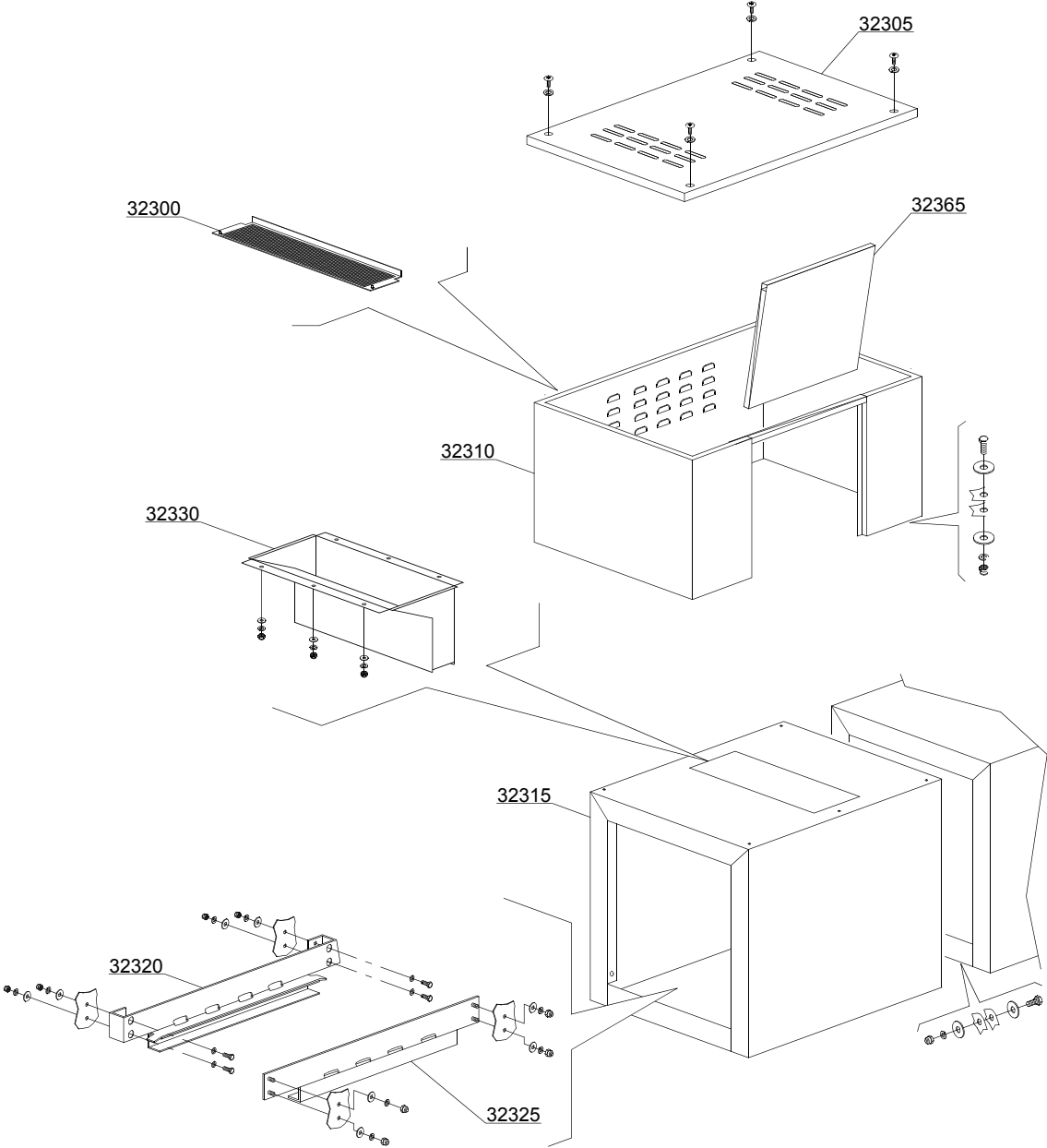
## Spare parts

ID	P-code	SN from	SN to	Mod.	Acces.	Volt	Description
<b>Module:Dryer LC90 - LC90/2 (6 - 12kW) - part 1</b>							
8200	3009362/A		-	em,e,uw			Protection
8205	3009267		-	em,e,uw			Cover panel
8210	3009484		-	em,e,uw			Complete body
8215	3009485		-	em,e,uw			Dryer module
8220	3009047		-	em,e,uw			Front slideways
8225	3009057		-	em,e,uw			Back slideways
8230	3009492		-	em,e,uw			Flow conveyor
8235	3009434		-	em,e,uw			Splash guard
8240	3009100		-	em,e,uw			Air covering
8245	3009268		-	em,e,uw			Dryer carter lockup

em=ELECTROMECHANICAL SWITCHES, e=ELECTRONICAL SWITCHES, uw=LOWER AND UPPER WASHER  
24=24

hr=HEAT RECOVERY - TR98, hp=HEAT PUMP - TR99, sc9=STEAM CONDENSER - LC 91, csa=CONVEYOR SPEED ADJUSTING - LC 101, 972=90°MOTORIZED CHAIN CONVEYOR - LC 97/2, 973=180°MOTORIZED CHAIN CONVEYOR - LC 97/3, 974=DRYER WITH 90° MOTORIZED CHAIN CONVEYOR - LC 97/4, 975=DRYER WITH 180° MOTORIZED CHAIN CONVEYOR - LC 97/5, d9=DRYER - LC 90, d92=DRYER - LC 90/2, d929=DRYER - LC 90/900, cw=ADDITIONAL BOILER FOR COLD WATER SUPPLY, dvgw=DVGW VALVE SYSTEM, des=DETERGENT ECONOMIZER SYSTEM, szc9=SPLASH ZONE WITH CILINDER - LC 94, ti=TANK INSULATION, ds=DOUBLE SKIN, bp=BOOSTER PUMP, sdn3=DISPENSER SYSTEM SDN-3, 98=ANGLE LOADING TABLE - LC 98

A=3/N/PE~380-400V 50-60Hz, D=3/PE~200-210V 50-60Hz, F=2/PE~220-240V 50-60Hz, G=3/N/PE~415V 50-60Hz, H=3/PE~220-230V 50-60Hz, K=3/PE~380-400V 50-60Hz, L=3/PE~415V 50-60Hz, M=3/PE~440V 60Hz, P=1/N/PE~220-230V 50-60Hz, R=2/PE~220-240V 50-60Hz, U=1/N/PE~240V 50-60Hz, V=3/PE~240V 50-60Hz, W=1/N/PE~100-110V 50-60Hz



12\_001\_e

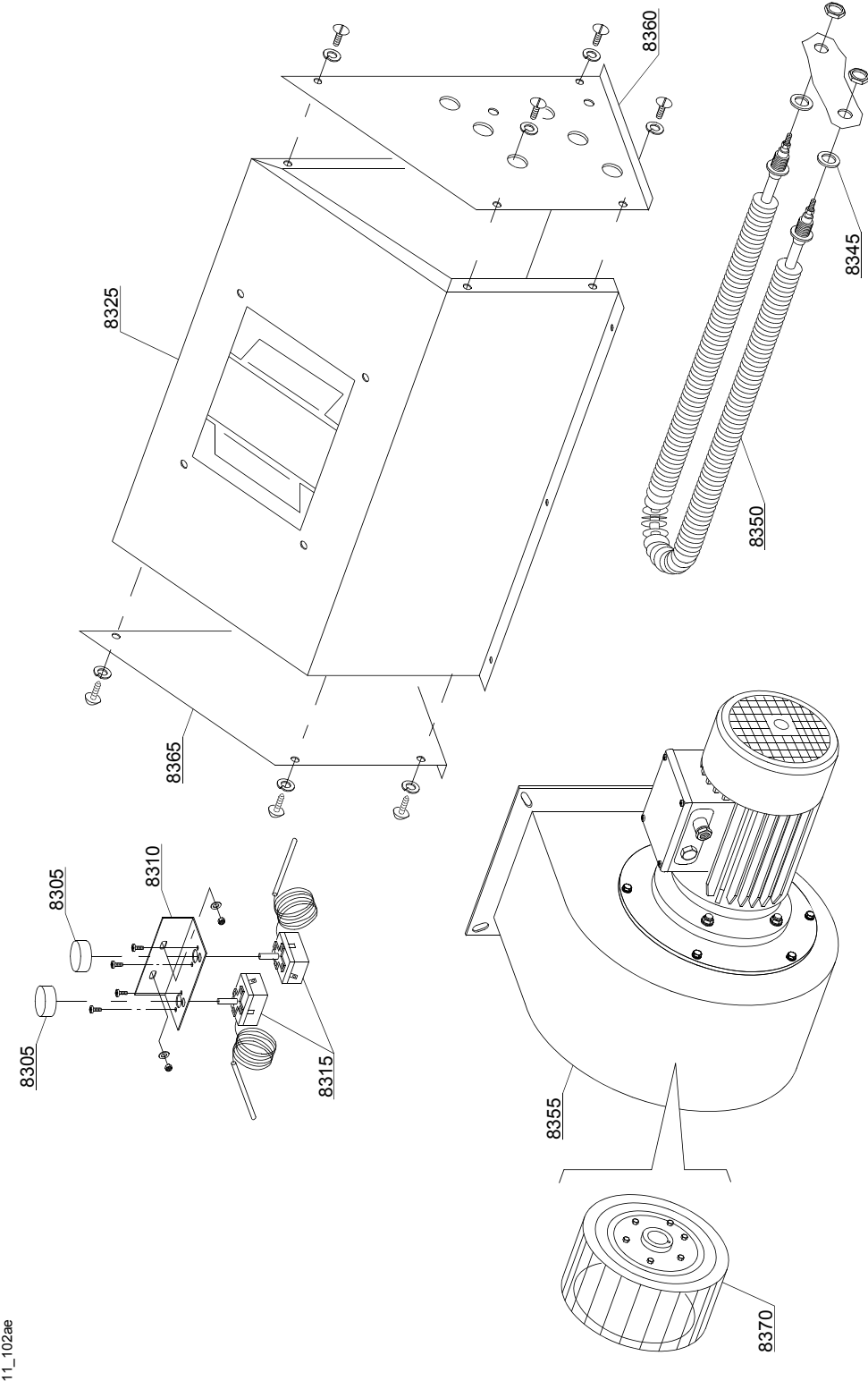
## Spare parts

ID	P-code	SN from	SN to	Mod.	Acces.	Volt	Description
<b>Module: Dryer LC90/900 (12kW) - part 1</b>							
32300	3009362/A		-	em,e,uw			Protection
32305	3009330		-	em,e,uw			Cover panel
32310	3009494		-	em,e,uw			Complete body
32315	3009495		-	em,e,uw			Dryer module
32320	3009333		-	em,e,uw			Front slideways
32325	3009332		-	em,e,uw			Back slideways
32330	3009492		-	em,e,uw			Splash guard
32365	3009331		-	em,e,uw			Dryer carter lockup

em=ELECTROMECHANICAL SWITCHES, e=ELECTRONICAL SWITCHES, uw=LOWER AND UPPER WASHER  
24=24

hr=HEAT RECOVERY - TR98, hp=HEAT PUMP - TR99, sc9=STEAM CONDENSER - LC 91, csa=CONVEYOR SPEED  
ADJUSTING - LC 101, 972=90°MOTORIZED CHAIN CONVEYOR - LC 97/2, 973=180°MOTORIZED CHAIN CON-  
VEYOR - LC 97/3, 974=DRYER WITH 90° MOTORIZED CHAIN CONVEYOR - LC 97/4, 975=DRYER WITH 180° MO-  
TORIZED CHAIN CONVEYOR - LC 97/5, d9=DRYER - LC 90, d92=DRYER - LC 90/2, d929=DRYER - LC 90/900,  
cw=ADDITIONAL BOILER FOR COLD WATER SUPPLY, dvgw=DVGW VALVE SYSTEM, des=DETERGENT ECON-  
OMIZER SYSTEM, szc9=SPLASH ZONE WITH CILINDER - LC 94, ti=TANK INSULATION, ds=DOUBLE SKIN,  
bp=BOOSTER PUMP, sdn3=DISPENSER SYSTEM SDN-3, 98=ANGLE LOADING TABLE - LC 98

A=3/N/PE~380-400V 50-60Hz, D=3/PE~200-210V 50-60Hz, F=2/PE~220-240V 50-60Hz, G=3/N/PE~415V 50-60Hz,  
H=3/PE~220-230V 50-60Hz, K=3/PE~380-400V 50-60Hz, L=3/PE~415V 50-60Hz, M=3/PE~440V 60Hz, P=1/N/PE~220-  
230V 50-60Hz, R=2/PE~220-240V 50-60Hz, U=1/N/PE~240V 50-60Hz, V=3/PE~240V 50-60Hz, W=1/N/PE~100-110V  
50-60Hz



11\_102ae

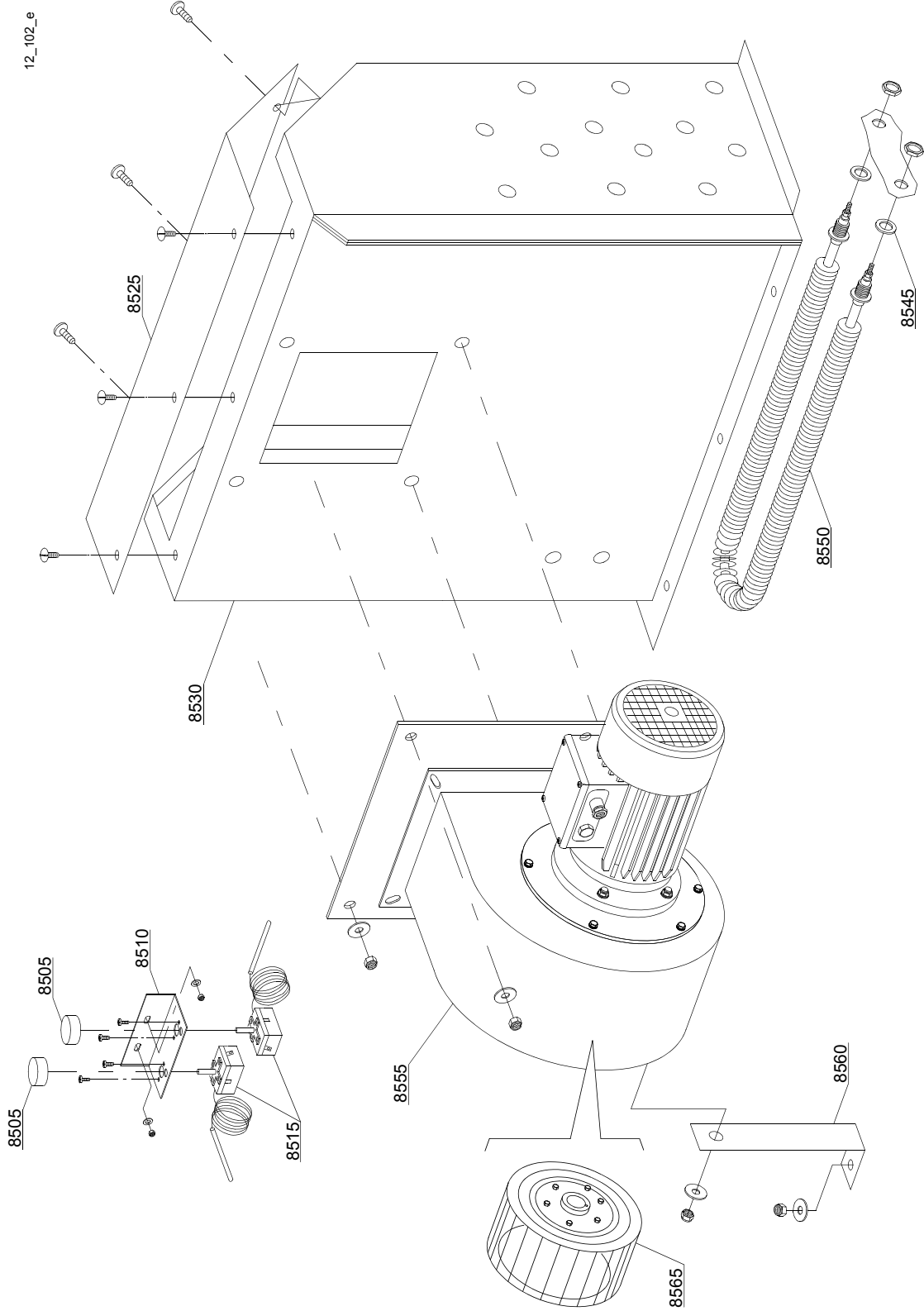


## Spare parts

ID	P-code	SN from	SN to	Mod.	Acces.	Volt	Description
<b>Module:Dryer LC80 - LC90 (6kW) - part 2</b>							
8305	15105/C		-	em,e,uw			0-300°C Thermostat knob
8310	3009104		-	em,e,uw			Thermostat support
8315	10707/3		-	em,e,uw			Thermostat with shaft 0 - 300°
8325	3009674		-	em,e,uw			Drying Carter
8330	3009487		-	em,e,uw			Left drying conveyor
8345	10200171		-	em,e,uw			Gasket FASIT 25x17x2
8350	2000359		-	em,e,uw			Drying heating element with nut
8355	3000313		-	em,e,uw			Motorfan 0,55 kW 60-Hz
8355	3003118		-	em,e,uw		A	Motorfan 0,75 kW
8365	3009676		-	em,e,uw			Side without oles
8370	3000308		-	em,e,uw			Pump rotor

em=ELECTROMECHANICAL SWITCHES, e=ELECTRONICAL SWITCHES, uw=LOWER AND UPPER WASHER  
24=24

hr=HEAT RECOVERY - TR98, hp=HEAT PUMP - TR99, sc9=STEAM CONDENSER - LC 91, csa=CONVEYOR SPEED ADJUSTING - LC 101, 972=90°MOTORIZED CHAIN CONVEYOR - LC 97/2, 973=180°MOTORIZED CHAIN CONVEYOR - LC 97/3, 974=DRYER WITH 90° MOTORIZED CHAIN CONVEYOR - LC 97/4, 975=DRYER WITH 180° MOTORIZED CHAIN CONVEYOR - LC 97/5, d9=DRYER - LC 90, d92=DRYER - LC 90/2, d929=DRYER - LC 90/900, cw=ADDITIONAL BOILER FOR COLD WATER SUPPLY, dvgw=DVGW VALVE SYSTEM, des=DETERGENT ECONOMIZER SYSTEM, szc9=SPLASH ZONE WITH CILINDER - LC 94, ti=TANK INSULATION, ds=DOUBLE SKIN, bp=BOOSTER PUMP, sdn3=DISPENSER SYSTEM SDN-3, 98=ANGLE LOADING TABLE - LC 98  
A=3/N/PE~380-400V 50-60Hz, D=3/PE~200-210V 50-60Hz, F=2/PE~220-240V 50-60Hz, G=3/N/PE~415V 50-60Hz, H=3/PE~220-230V 50-60Hz, K=3/PE~380-400V 50-60Hz, L=3/PE~415V 50-60Hz, M=3/PE~440V 60Hz, P=1/N/PE~220-230V 50-60Hz, R=2/PE~220-240V 50-60Hz, U=1/N/PE~240V 50-60Hz, V=3/PE~240V 50-60Hz, W=1/N/PE~100-110V 50-60Hz



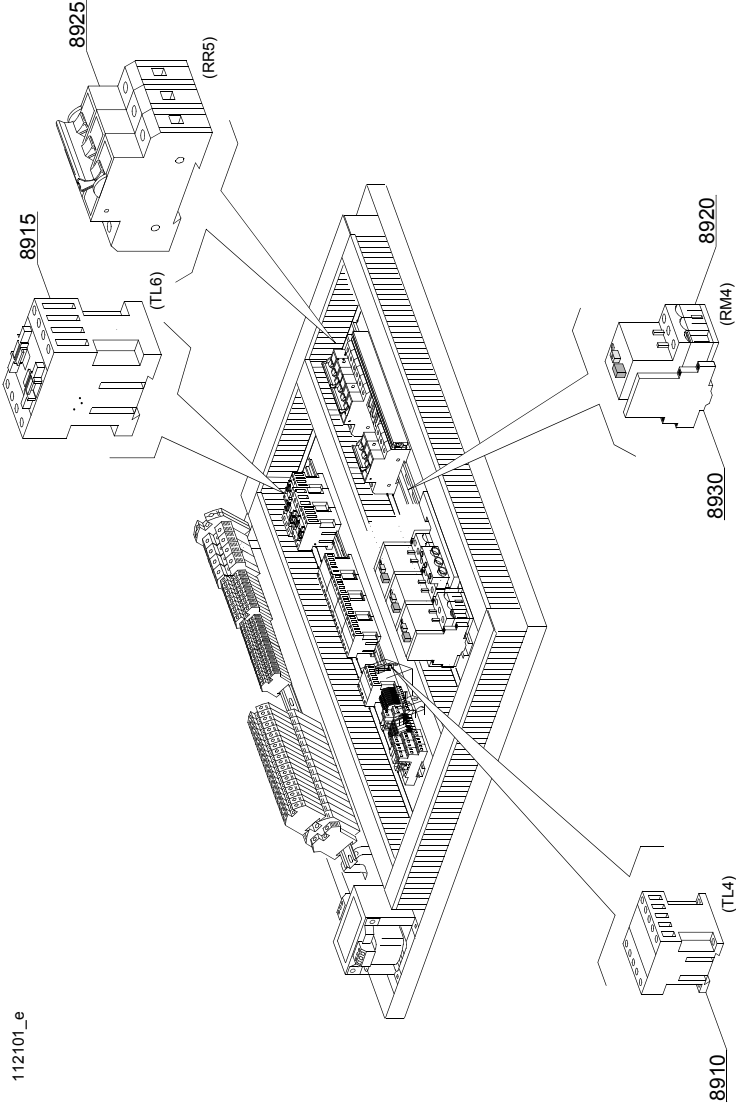
## Spare parts

ID	P-code	SN from	SN to	Mod.	Acces.	Volt	Description
<b>Module:Dryer LC90/2 - LC90/900 (12kW) - part 2</b>							
8505	15105/C		-	em,e,uw			0-300°C Thermostat knob
8510	3009104		-	em,e,uw			Thermostat support
8515	10707/3		-	em,e,uw			Thermostat with shaft 0 - 300°
8525	3009085		-	em,e,uw			Cover drying conveyer
8530	3009488		-	em,e,uw			Right drying conveyer
8530	3009489		-	em,e,uw			Left drying conveyer
8545	10200171		-	em,e,uw			Gasket FASIT 25x17x2
8550	2000359		-	em,e,uw			Drying heating element with nut
8555	3003118		-	em,e,uw			Motorfan 0.75 kW
8555	3000301		-	em,e,uw			Motorfan 1,5 kW
8560	3009214		-	em,e,uw			Motorfan support
8565	3003119		-	em,e,uw			Pump rotor

em=ELECTROMECHANICAL SWITCHES, e=ELECTRONICAL SWITCHES, uw=LOWER AND UPPER WASHER  
24=24

hr=HEAT RECOVERY - TR98, hp=HEAT PUMP - TR99, sc9=STEAM CONDENSER - LC 91, csa=CONVEYOR SPEED  
ADJUSTING - LC 101, 972=90°MOTORIZED CHAIN CONVEYOR - LC 97/2, 973=180°MOTORIZED CHAIN CON-  
VEYOR - LC 97/3, 974=DRYER WITH 90° MOTORIZED CHAIN CONVEYOR - LC 97/4, 975=DRYER WITH 180° MO-  
TORIZED CHAIN CONVEYOR - LC 97/5, d9=DRYER - LC 90, d92=DRYER - LC 90/2, d929=DRYER - LC 90/900,  
cw=ADDITIONAL BOILER FOR COLD WATER SUPPLY, dvgw=DVGW VALVE SYSTEM, des=DETERGENT ECON-  
OMIZER SYSTEM, szc9=SPLASH ZONE WITH CILINDER - LC 94, ti=TANK INSULATION, ds=DOUBLE SKIN,  
bp=BOOSTER PUMP, sdn3=DISPENSER SYSTEM SDN-3, 98=ANGLE LOADING TABLE - LC 98

A=3/N/PE~380-400V 50-60Hz, D=3/PE~200-210V 50-60Hz, F=2/PE~220-240V 50-60Hz, G=3/N/PE~415V 50-60Hz,  
H=3/PE~220-230V 50-60Hz, K=3/PE~380-400V 50-60Hz, L=3/PE~415V 50-60Hz, M=3/PE~440V 60Hz, P=1/N/PE~220-  
230V 50-60Hz, R=2/PE~220-240V 50-60Hz, U=1/N/PE~240V 50-60Hz, V=3/PE~240V 50-60Hz, W=1/N/PE~100-110V  
50-60Hz



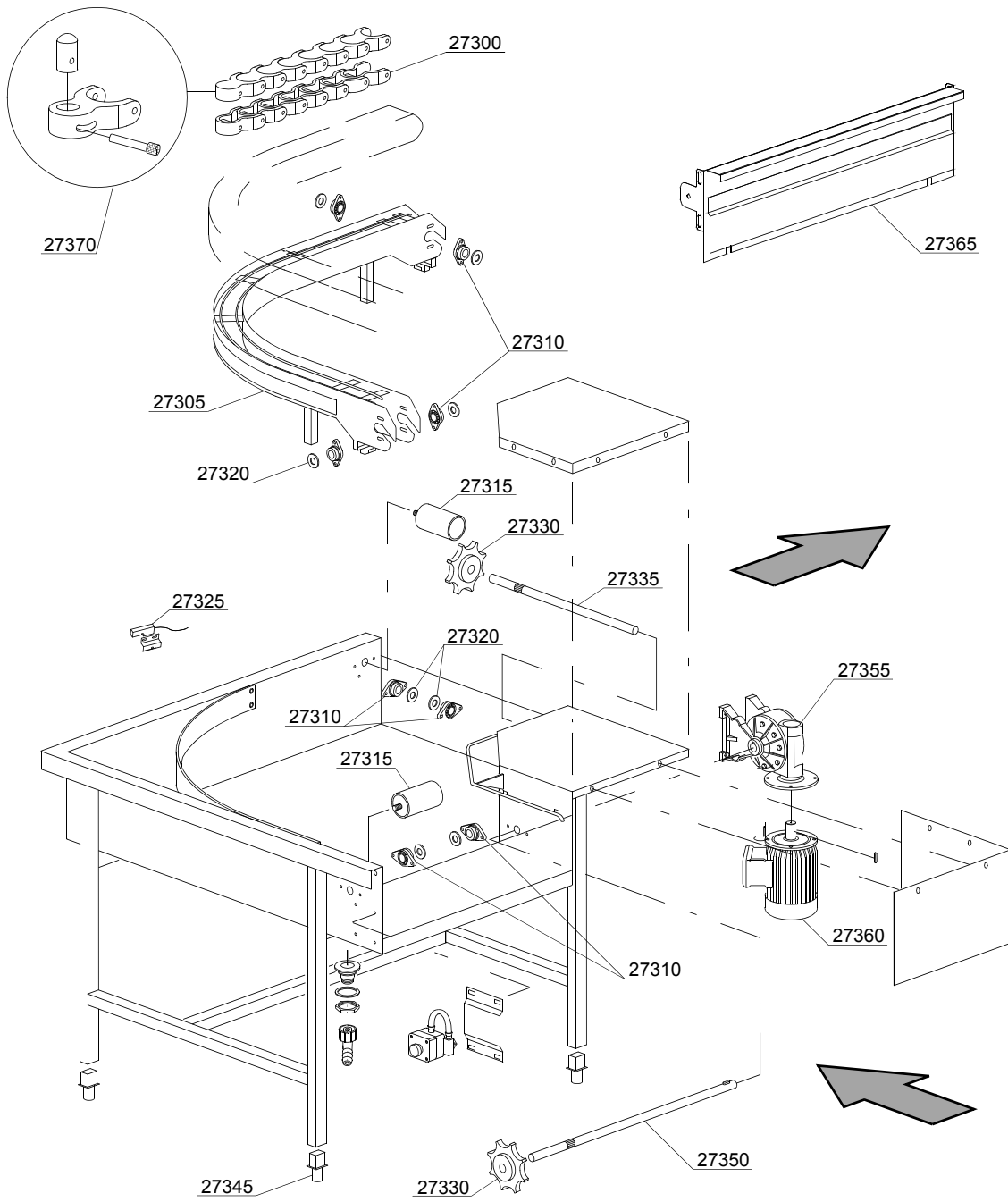
112101\_e

## Spare parts

ID	P-code	SN from	SN to	Mod.	Acces.	Volt	Description
<b>Module:Dryer LC90 - LC90/2 - LC90/900 (6 - 12kW) - electric components</b>							
8910	2000370		-	em,e,uw		A	Contactora MC9
8915	2000380		-	em,e,uw		A	Contactora BF12 (LC90 - 6kW)
8915	2000385		-	em,e,uw		A	Contactora BF20 (LC90/2 - 12kW)
8915	10300064			em,e,uw		A	Contactora BF32 (LC90/4 - 18kW)
8920	2000394		-	em,e,uw		A	Motorprotector 2,5-4A (Motorfan 0,75 kW)
8920	2000400		-	em,e,uw		A	Motorprotector 4-6,3A (Motorfan 1,5 kW)
8920	2000400			em,e,uw		A	Motorprotector 4-6,3A (Motor 1,5 kW)
8925	2000403		-	em,e,uw		A	Automatic fuse C16 (LC90 - 6kW)
8925	2000404		-	em,e,uw		A	Automatic fuse C25 (LC90/2 - 12kW)
8925	2000409			em,e,uw		A	Automatic fuse C40 (LC90/4 - 18kW)
8930	3006080		-	em,e,uw		A	Auxiliary contact LMS25

em=ELECTROMECHANICAL SWITCHES, e=ELECTRONICAL SWITCHES, uw=LOWER AND UPPER WASHER  
24=24

hr=HEAT RECOVERY - TR98, hp=HEAT PUMP - TR99, sc9=STEAM CONDENSER - LC 91, csa=CONVEYOR SPEED ADJUSTING - LC 101, 972=90°MOTORIZED CHAIN CONVEYOR - LC 97/2, 973=180°MOTORIZED CHAIN CONVEYOR - LC 97/3, 974=DRYER WITH 90° MOTORIZED CHAIN CONVEYOR - LC 97/4, 975=DRYER WITH 180° MOTORIZED CHAIN CONVEYOR - LC 97/5, d9=DRYER - LC 90, d92=DRYER - LC 90/2, d929=DRYER - LC 90/900, cw=ADDITIONAL BOILER FOR COLD WATER SUPPLY, dvgw=DVGW VALVE SYSTEM, des=DETERGENT ECONOMIZER SYSTEM, szc9=SPLASH ZONE WITH CILINDER - LC 94, ti=TANK INSULATION, ds=DOUBLE SKIN, bp=BOOSTER PUMP, sdn3=DISPENSER SYSTEM SDN-3, 98=ANGLE LOADING TABLE - LC 98  
A=3/N/PE~380-400V 50-60Hz, D=3/PE~200-210V 50-60Hz, F=2/PE~220-240V 50-60Hz, G=3/N/PE~415V 50-60Hz, H=3/PE~220-230V 50-60Hz, K=3/PE~380-400V 50-60Hz, L=3/PE~415V 50-60Hz, M=3/PE~440V 60Hz, P=1/N/PE~220-230V 50-60Hz, R=2/PE~220-240V 50-60Hz, U=1/N/PE~240V 50-60Hz, V=3/PE~240V 50-60Hz, W=1/N/PE~100-110V 50-60Hz



15\_001\_e

## Spare parts

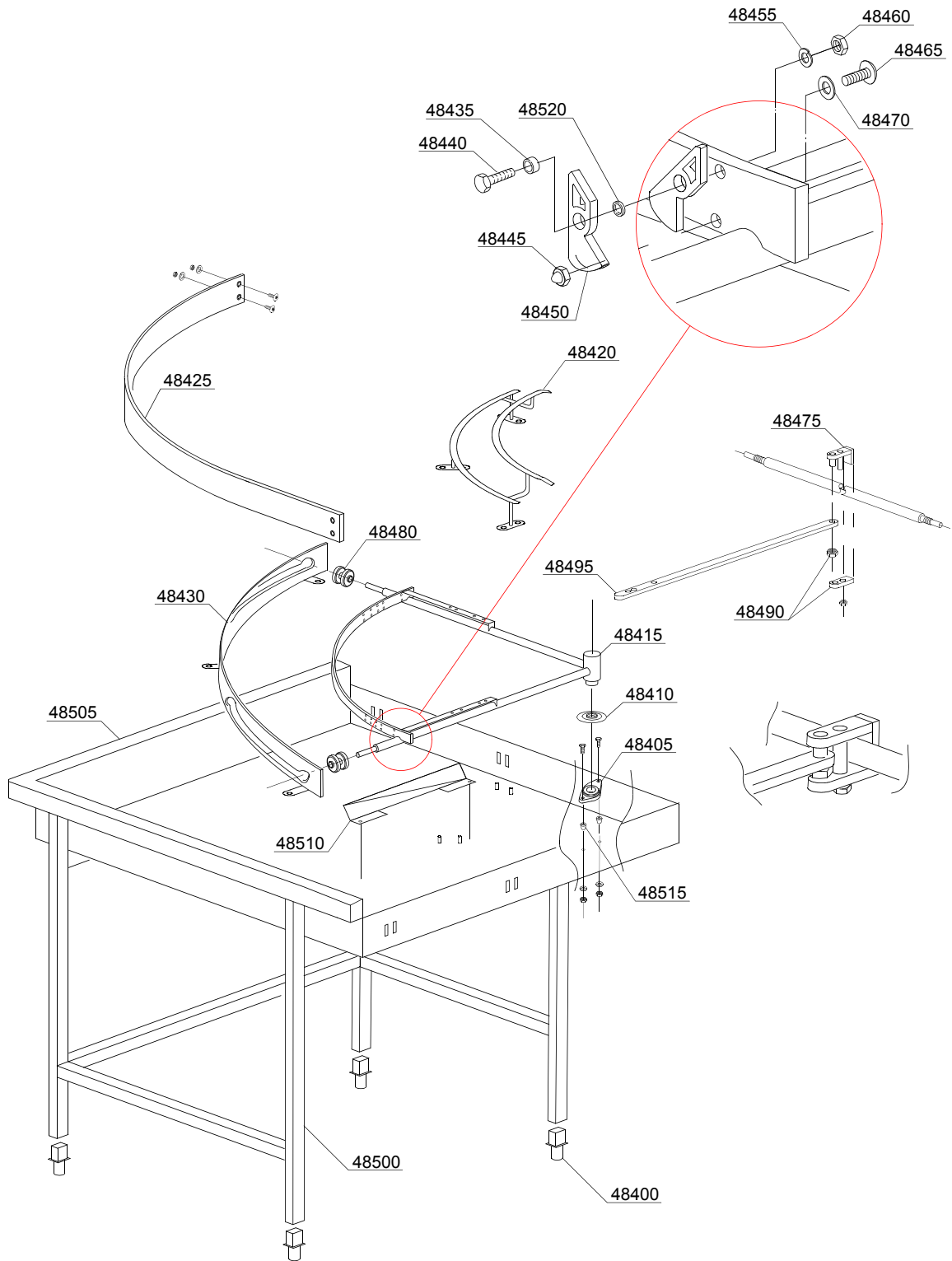
ID	P-code	SN from	SN to	Mod.	Acces.	Volt	Description
<b>Module: Motorized curve 90° - LC 97/2</b>							
27300	3000259		-	em,e,uw			Chain for roller
27305	3003057		-	em,e,uw			Kit guide for chain
27310	3000260		-	em,e,uw			Flange for chain
27315	3000262		-	em,e,uw			Ø50x80 embossment roller
27320	3003048		-	em,e,uw			Spacer for bearings
27325	3003112		-	em,e,uw			Door microswitch
27330	3000261		-	em,e,uw			8 teeth pinion
27335	3003050		-	em,e,uw			Neutral shaft for chain
27345	3000252		-	em,e,uw			Adjustable food
27350	3003047		-	em,e,uw			Shaft for chain rotation
27355	3000254		-	em,e,uw			Gear right 1:100
27355	3000253		-	em,e,uw			Gear right 1:100
27360	3000102		-	em,e,uw		A	Conveyor motor - 8P 230/400V 50HZ
27360	3000107		-	em,e,uw		A	Conveyor motor - 6/8P 400V 50HZ - reduced
27360	3000108		-	em,e,uw			Conveyor motor - 6/8P 230V 50HZ - reduced
27360	3000110		-	em,e,uw		A	Conveyor motor - 6/8P 400/415V 50HZ
27360	3000109		-	em,e,uw			Conveyor motor - 6/8P 230V 50HZ
27360	3000251		-	em,e,uw		A	Conveyor motor - 0,18HP - LC97
27370	3000270		-	em,e,uw			Rack-push+Support+Pivot

em=ELECTROMECHANICAL SWITCHES, e=ELECTRONICAL SWITCHES, uw=LOWER AND UPPER WASHER  
24=24

hr=HEAT RECOVERY - TR98, hp=HEAT PUMP - TR99, sc9=STEAM CONDENSER - LC 91, csa=CONVEYOR SPEED  
ADJUSTING - LC 101, 972=90°MOTORIZED CHAIN CONVEYOR - LC 97/2, 973=180°MOTORIZED CHAIN CON-  
VEYOR - LC 97/3, 974=DRYER WITH 90° MOTORIZED CHAIN CONVEYOR - LC 97/4, 975=DRYER WITH 180° MO-  
TORIZED CHAIN CONVEYOR - LC 97/5, d9=DRYER - LC 90, d92=DRYER - LC 90/2, d929=DRYER - LC 90/900,  
cw=ADDITIONAL BOILER FOR COLD WATER SUPPLY, dvgw=DVGW VALVE SYSTEM, des=DETERGENT ECON-  
OMIZER SYSTEM, szc9=SPLASH ZONE WITH CILINDER - LC 94, ti=TANK INSULATION, ds=DOUBLE SKIN,  
bp=BOOSTER PUMP, sdn3=DISPENSER SYSTEM SDN-3, 98=ANGLE LOADING TABLE - LC 98

A=3/N/PE~380-400V 50-60Hz, D=3/PE~200-210V 50-60Hz, F=2/PE~220-240V 50-60Hz, G=3/N/PE~415V 50-60Hz,  
H=3/PE~220-230V 50-60Hz, K=3/PE~380-400V 50-60Hz, L=3/PE~415V 50-60Hz, M=3/PE~440V 60Hz, P=1/N/PE~220-  
230V 50-60Hz, R=2/PE~220-240V 50-60Hz, U=1/N/PE~240V 50-60Hz, V=3/PE~240V 50-60Hz, W=1/N/PE~100-110V  
50-60Hz

15\_102ae





## Spare parts

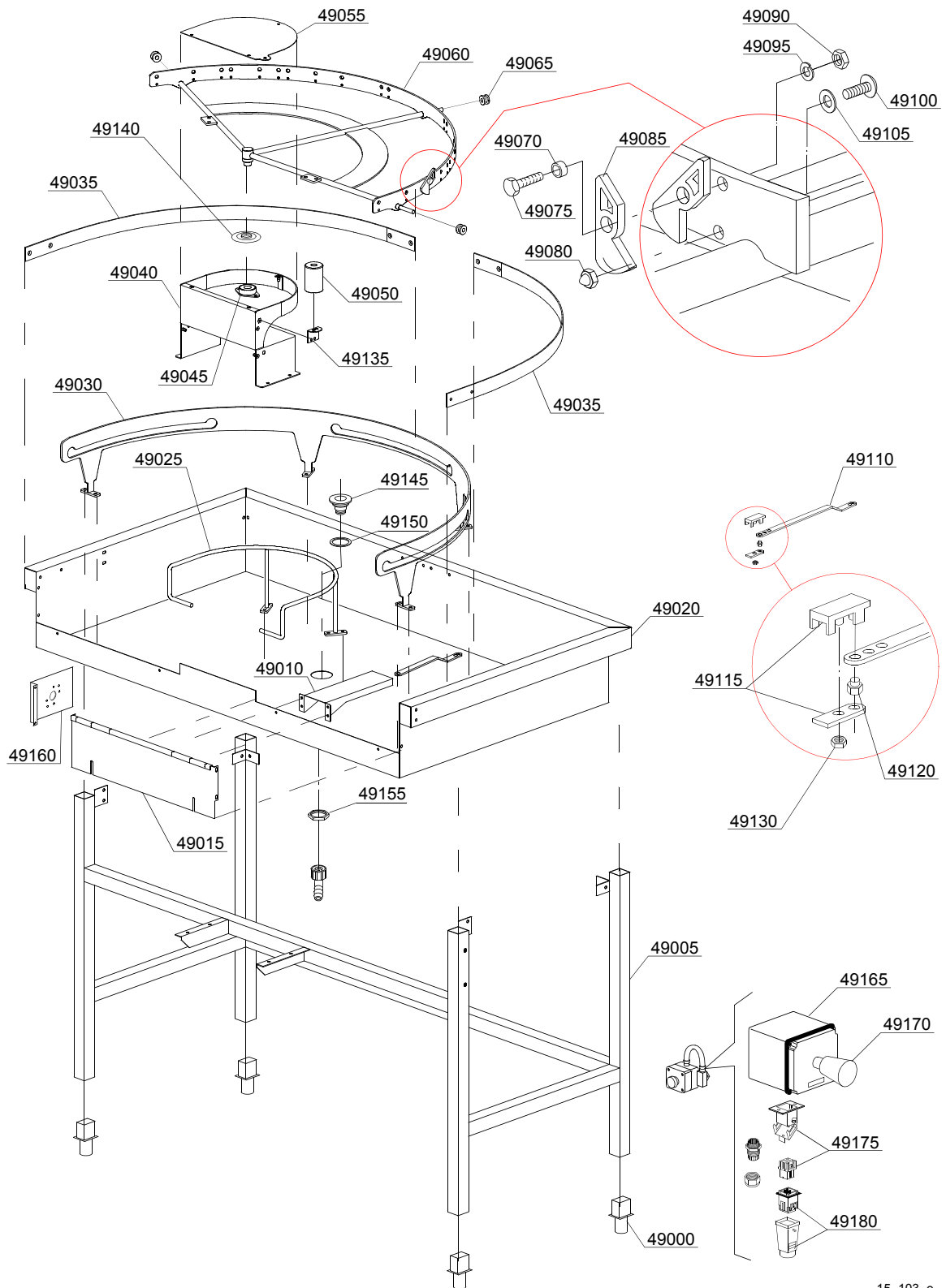
ID	P-code	SN from	SN to	Mod.	Acces.	Volt	Description
<b>Module:Mecanized curve 90° - LC 77/2</b>							
48400	3000352		-	em,e,uw			Adjustable food
48405	3000260		-	em,e,uw			Flange
48410	3004161		-	em,e,uw			Protection disk
48415	3063006		-	em,e,uw			Center transport
48420	3063002		-	em,e,uw			Inside support basket
48425	3063003		-	em,e,uw			External support basket
48430	3063005		-	em,e,uw			Center support guide assembly
48435	3003060		-	em,e,uw			11,7x10x6 Bush
48440	11128		-	em,e,uw			M10x25 inox screw
48445	11707		-	em,e,uw			M5 inox nut
48450	3063009		-	em,e,uw			Inox Clip
48455	11609		-	em,e,uw			M8 inox washer
48460	11719		-	em,e,uw			M10 inox nut
48465	11197		-	em,e,uw			M5x10 inox screw
48470	11608		-	em,e,uw			M5 inox washer
48475	3063008		-	em,e,uw			Axis machine coupling
48480	3063007		-	em,e,uw			Wheel
48490	3063010		-	em,e,uw			Axle machine coupling lock nut
48495	3063004		-	em,e,uw			Machine connectin rod
48500	3063001		-	em,e,uw			Mecanized curve chassis
48505	3063000		-	em,e,uw			Mecanized curve base
48510	391080		-	em,e,uw			Metal flap for air circulation
48515	10600206		-	em,e,uw			Teflon ogive
48520	3003024		-	em,e,uw			Teflon washer

em=ELECTROMECHANICAL SWITCHES, e=ELECTRONICAL SWITCHES, uw=LOWER AND UPPER WASHER  
24=24

hr=HEAT RECOVERY - TR98, hp=HEAT PUMP - TR99, sc9=STEAM CONDENSER - LC 91, csa=CONVEYOR SPEED ADJUSTING - LC 101, 972=90°MOTORIZED CHAIN CONVEYOR - LC 97/2, 973=180°MOTORIZED CHAIN CONVEYOR - LC 97/3, 974=DRYER WITH 90° MOTORIZED CHAIN CONVEYOR - LC 97/4, 975=DRYER WITH 180° MOTORIZED CHAIN CONVEYOR - LC 97/5, d9=DRYER - LC 90, d92=DRYER - LC 90/2, d929=DRYER - LC 90/900, cw=ADDITIONAL BOILER FOR COLD WATER SUPPLY, dvgw=DVGW VALVE SYSTEM, des=DETERGENT ECONOMIZER SYSTEM, szc9=SPLASH ZONE WITH CILINDER - LC 94, ti=TANK INSULATION, ds=DOUBLE SKIN, bp=BOOSTER PUMP, sdn3=DISPENSER SYSTEM SDN-3, 98=ANGLE LOADING TABLE - LC 98

A=3/N/PE~380-400V 50-60Hz, D=3/PE~200-210V 50-60Hz, F=2/PE~220-240V 50-60Hz, G=3/N/PE~415V 50-60Hz, H=3/PE~220-230V 50-60Hz, K=3/PE~380-400V 50-60Hz, L=3/PE~415V 50-60Hz, M=3/PE~440V 60Hz, P=1/N/PE~220-230V 50-60Hz, R=2/PE~220-240V 50-60Hz, U=1/N/PE~240V 50-60Hz, V=3/PE~240V 50-60Hz, W=1/N/PE~100-110V 50-60Hz

# Spare parts



15\_103\_e

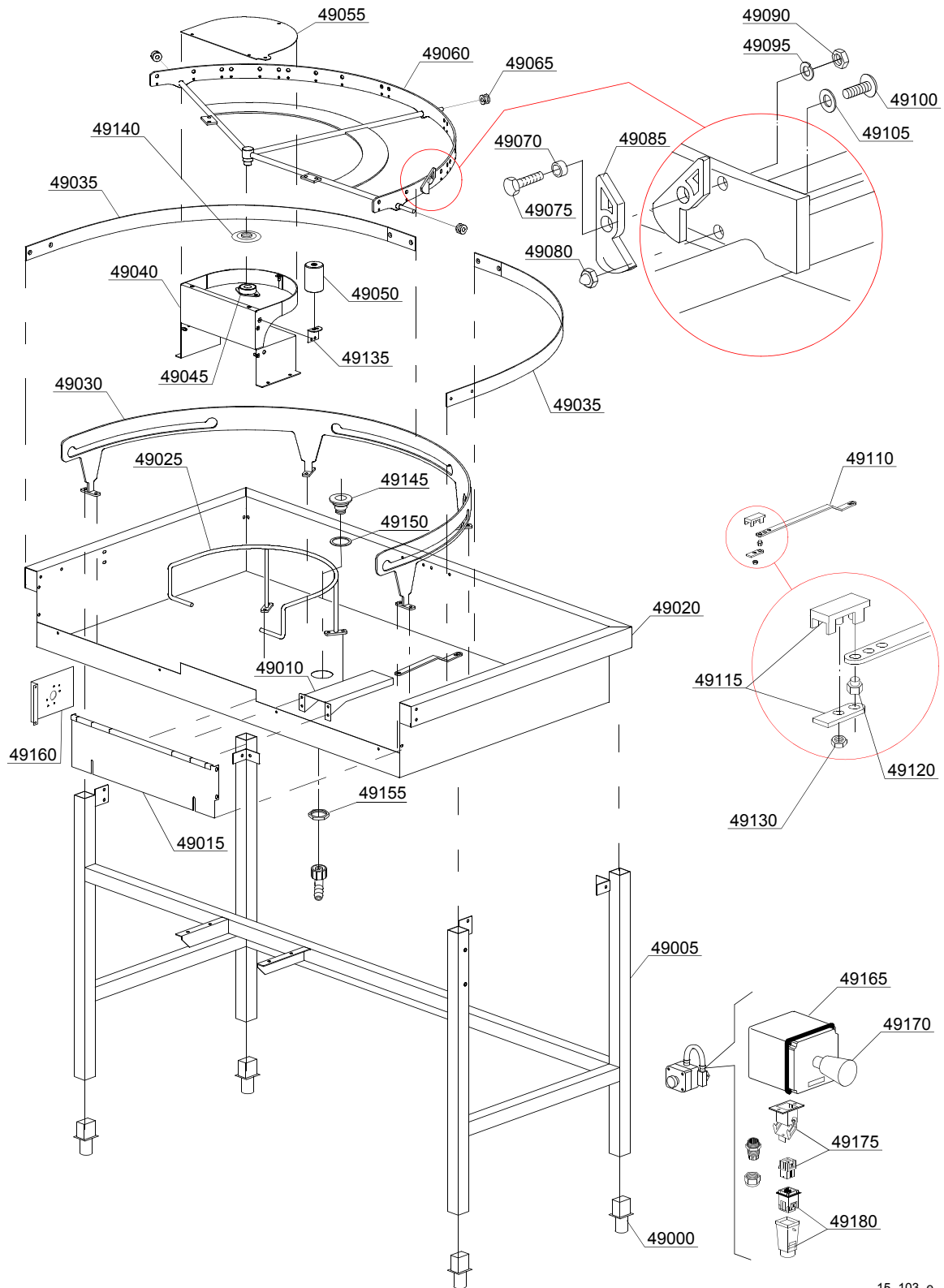
## Spare parts

ID	P-code	SN from	SN to	Mod.	Acces.	Volt	Description
<b>Module:Mecanized curve 180° - LC 77/3</b>							
49000	3000252		-	em,e,uw			Adjustable food
49005	3003133		-	em,e,uw			Chassis
49010	3009717		-	em,e,uw			Guard
49015	3009718		-	em,e,uw			Side panel to hook the machine
49020	3009714		-	em,e,uw			Tank
49025	3063011		-	em,e,uw			Basket side round assembly
49030	3063013		-	em,e,uw			Guide assembly
49035	3063014		-	em,e,uw			External basket slide
49040	3009713		-	em,e,uw			Support with basket slide
49045	3000260		-	em,e,uw			Flange
49050	3000262		-	em,e,uw			Embossed roller
49055	3009715		-	em,e,uw			Cover for the support with basket slide
49060	3063012		-	em,e,uw			Central assembly
49065	3063007		-	em,e,uw			External wheel
49070	3003025		-	em,e,uw			11,7x10x6 Bush
49075	11109		-	em,e,uw			M10x25 inox screw
49080	11707		-	em,e,uw			M5 inox nut
49085	3063009		-	em,e,uw			Inox Clip
49090	11179		-	em,e,uw			M10 inox nut
49095	11609		-	em,e,uw			M8 inox washer
49100	11197		-	em,e,uw			M5x10 TCB inox screw
49105	11608		-	em,e,uw			M5 inox washer
49110	3063015		-	em,e,uw			Machine connectin rod
49115	3063008		-	em,e,uw			Axis machine coupling
49120	3063010		-	em,e,uw			Axle machine coupling lock nut
49130	11718		-	em,e,uw			M8 inox nut
49135	3009716		-	em,e,uw			Stiffening square
49140	3004161		-	em,e,uw			Protection disk

em=ELECTROMECHANICAL SWITCHES, e=ELECTRONICAL SWITCHES, uw=LOWER AND UPPER WASHER  
24=24

hr=HEAT RECOVERY - TR98, hp=HEAT PUMP - TR99, sc9=STEAM CONDENSER - LC 91, csa=CONVEYOR SPEED ADJUSTING - LC 101, 972=90°MOTORIZED CHAIN CONVEYOR - LC 97/2, 973=180°MOTORIZED CHAIN CONVEYOR - LC 97/3, 974=DRYER WITH 90° MOTORIZED CHAIN CONVEYOR - LC 97/4, 975=DRYER WITH 180° MOTORIZED CHAIN CONVEYOR - LC 97/5, d9=DRYER - LC 90, d92=DRYER - LC 90/2, d929=DRYER - LC 90/900, cw=ADDITIONAL BOILER FOR COLD WATER SUPPLY, dvgw=DVGW VALVE SYSTEM, des=DETERGENT ECONOMIZER SYSTEM, szc9=SPLASH ZONE WITH CILINDER - LC 94, ti=TANK INSULATION, ds=DOUBLE SKIN, bp=BOOSTER PUMP, sdn3=DISPENSER SYSTEM SDN-3, 98=ANGLE LOADING TABLE - LC 98

A=3/N/PE~380-400V 50-60Hz, D=3/PE~200-210V 50-60Hz, F=2/PE~220-240V 50-60Hz, G=3/N/PE~415V 50-60Hz, H=3/PE~220-230V 50-60Hz, K=3/PE~380-400V 50-60Hz, L=3/PE~415V 50-60Hz, M=3/PE~440V 60Hz, P=1/N/PE~220-230V 50-60Hz, R=2/PE~220-240V 50-60Hz, U=1/N/PE~240V 50-60Hz, V=3/PE~240V 50-60Hz, W=1/N/PE~100-110V 50-60Hz



15\_103\_e

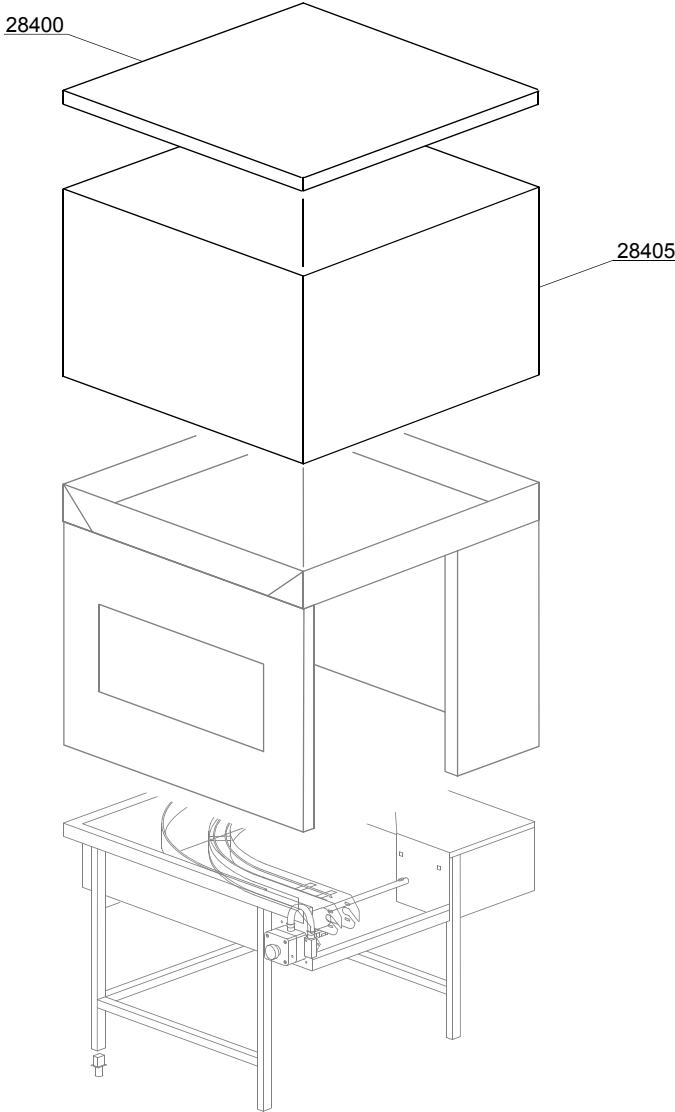
## Spare parts

ID	P-code	SN from	SN to	Mod.	Acces.	Volt	Description
<b>Module:Mecanized curve 180° - LC 77/3</b>							
49145	10200113		-	em,e,uw			Floor drain
49150	10200173/A		-	em,e,uw			75x58x2 gasket
49155	10200114		-	em,e,uw			Drain floor nut
49160	3009393		-	em,e,uw			Teflon washer
49165	3000264		-	em,e,uw			Emergency box
49170	3000263		-	em,e,uw			Emergency switch
49175	3000266		-	em,e,uw			Male connector with support
49180	3000267		-	em,e,uw			Female connector with support

em=ELECTROMECHANICAL SWITCHES, e=ELECTRONICAL SWITCHES, uw=LOWER AND UPPER WASHER  
24=24

hr=HEAT RECOVERY - TR98, hp=HEAT PUMP - TR99, sc9=STEAM CONDENSER - LC 91, csa=CONVEYOR SPEED ADJUSTING - LC 101, 972=90°MOTORIZED CHAIN CONVEYOR - LC 97/2, 973=180°MOTORIZED CHAIN CONVEYOR - LC 97/3, 974=DRYER WITH 90° MOTORIZED CHAIN CONVEYOR - LC 97/4, 975=DRYER WITH 180° MOTORIZED CHAIN CONVEYOR - LC 97/5, d9=DRYER - LC 90, d92=DRYER - LC 90/2, d929=DRYER - LC 90/900, cw=ADDITIONAL BOILER FOR COLD WATER SUPPLY, dvgw=DVGW VALVE SYSTEM, des=DETERGENT ECONOMIZER SYSTEM, szc9=SPLASH ZONE WITH CILINDER - LC 94, ti=TANK INSULATION, ds=DOUBLE SKIN, bp=BOOSTER PUMP, sdn3=DISPENSER SYSTEM SDN-3, 98=ANGLE LOADING TABLE - LC 98

A=3/N/PE~380-400V 50-60Hz, D=3/PE~200-210V 50-60Hz, F=2/PE~220-240V 50-60Hz, G=3/N/PE~415V 50-60Hz, H=3/PE~220-230V 50-60Hz, K=3/PE~380-400V 50-60Hz, L=3/PE~415V 50-60Hz, M=3/PE~440V 60Hz, P=1/N/PE~220-230V 50-60Hz, R=2/PE~220-240V 50-60Hz, U=1/N/PE~240V 50-60Hz, V=3/PE~240V 50-60Hz, W=1/N/PE~100-110V 50-60Hz



15\_101\_e

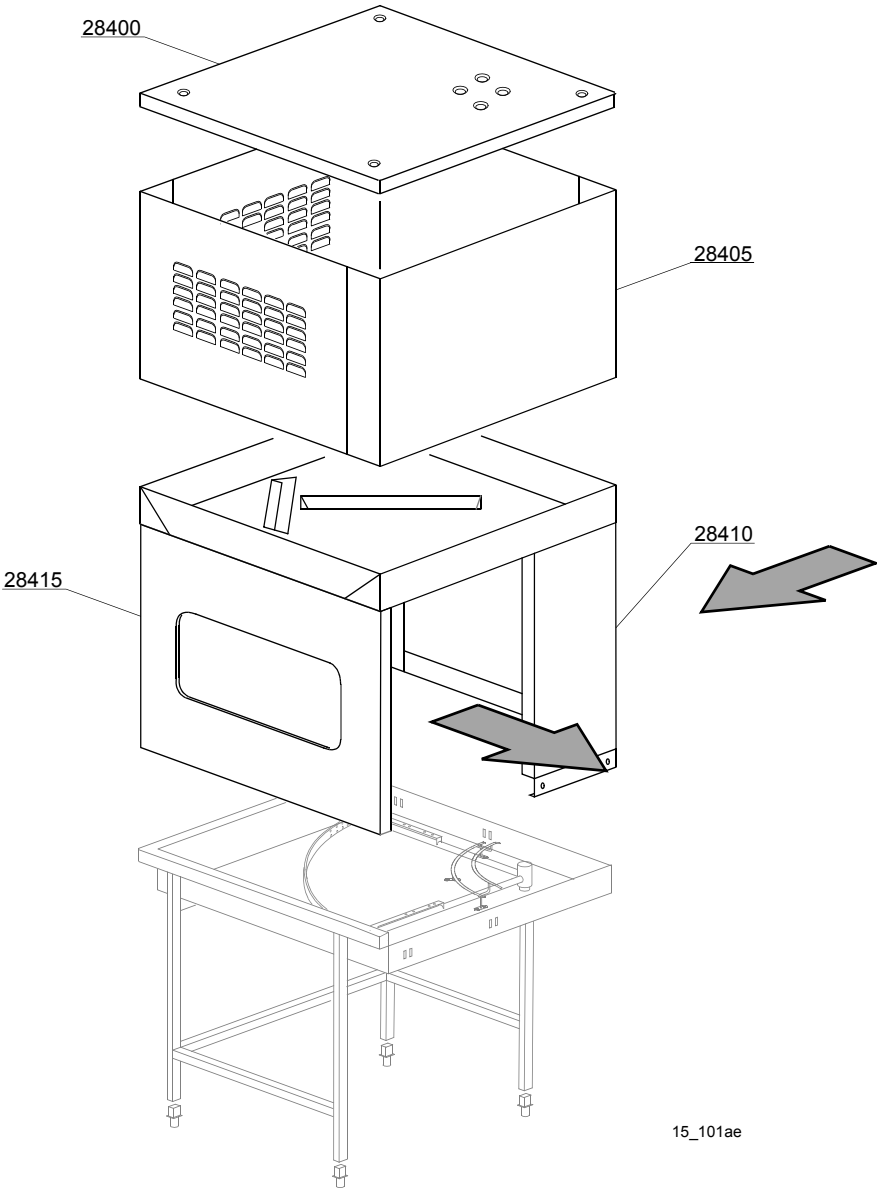
## Spare parts

ID	P-code	SN from	SN to	Mod.	Acces.	Volt	Description
<b>Module: Dryer motorized curve 90° - LC 97/4</b>							
28400	3009326		-	em,e,uw			Cover panel
28405	3009511		-	em,e,uw			Carter

em=ELECTROMECHANICAL SWITCHES, e=ELECTRONICAL SWITCHES, uw=LOWER AND UPPER WASHER  
24=24

hr=HEAT RECOVERY - TR98, hp=HEAT PUMP - TR99, sc9=STEAM CONDENSER - LC 91, csa=CONVEYOR SPEED  
ADJUSTING - LC 101, 972=90°MOTORIZED CHAIN CONVEYOR - LC 97/2, 973=180°MOTORIZED CHAIN CON-  
VEYOR - LC 97/3, 974=DRYER WITH 90° MOTORIZED CHAIN CONVEYOR - LC 97/4, 975=DRYER WITH 180° MO-  
TORIZED CHAIN CONVEYOR - LC 97/5, d9=DRYER - LC 90, d92=DRYER - LC 90/2, d929=DRYER - LC 90/900,  
cw=ADDITIONAL BOILER FOR COLD WATER SUPPLY, dvgw=DVGW VALVE SYSTEM, des=DETERGENT ECON-  
OMIZER SYSTEM, szc9=SPLASH ZONE WITH CILINDER - LC 94, ti=TANK INSULATION, ds=DOUBLE SKIN,  
bp=BOOSTER PUMP, sdn3=DISPENSER SYSTEM SDN-3, 98=ANGLE LOADING TABLE - LC 98

A=3/N/PE~380-400V 50-60Hz, D=3/PE~200-210V 50-60Hz, F=2/PE~220-240V 50-60Hz, G=3/N/PE~415V 50-60Hz,  
H=3/PE~220-230V 50-60Hz, K=3/PE~380-400V 50-60Hz, L=3/PE~415V 50-60Hz, M=3/PE~440V 60Hz, P=1/N/PE~220-  
230V 50-60Hz, R=2/PE~220-240V 50-60Hz, U=1/N/PE~240V 50-60Hz, V=3/PE~240V 50-60Hz, W=1/N/PE~100-110V  
50-60Hz



15\_101ae



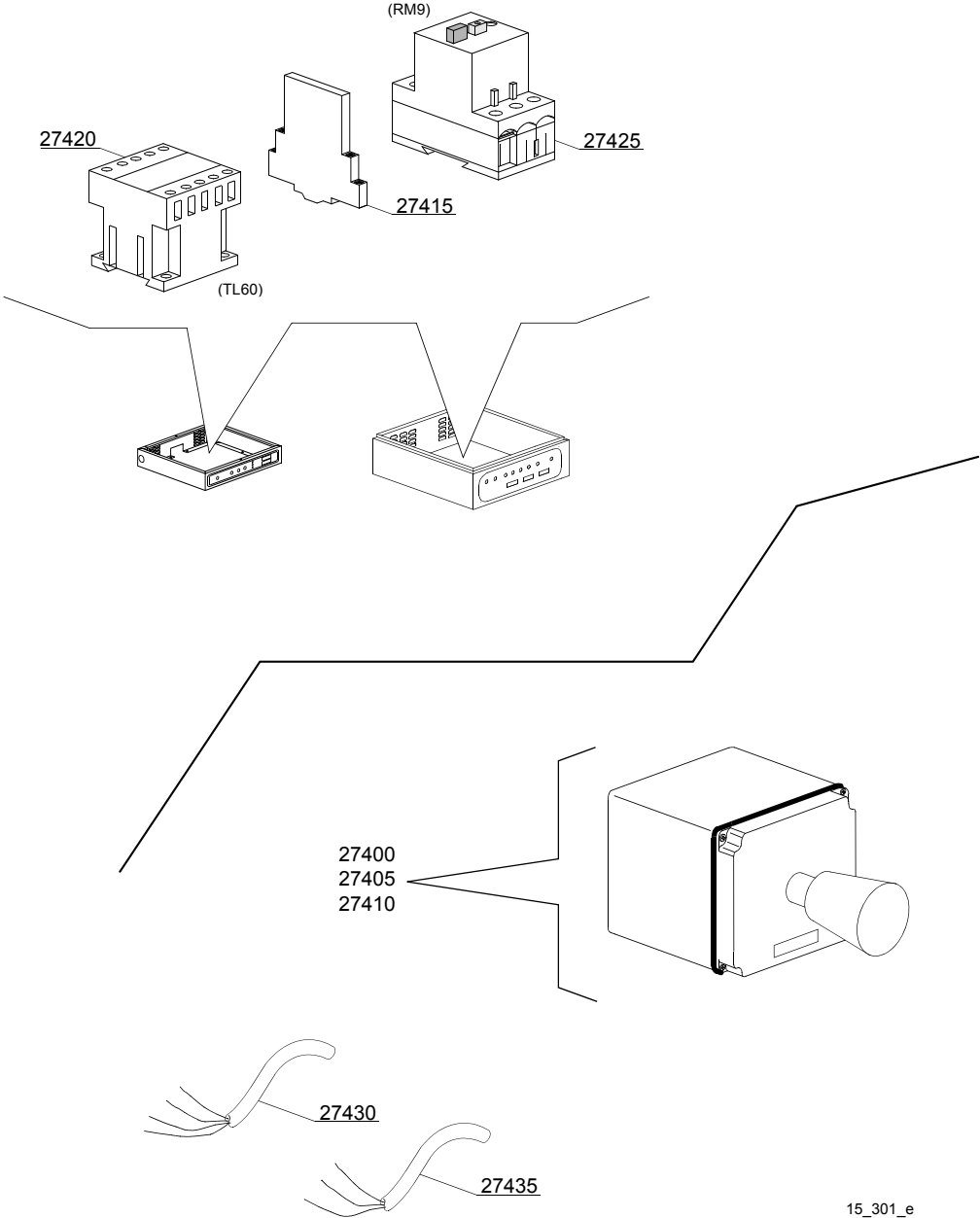
## Spare parts

ID	P-code	SN from	SN to	Mod.	Acces.	Volt	Description
<b>Module: Dryer mechanics curve 90° - LC 77/4</b>							
28400	3009710		-	em,e,uw			Cover panel
28405	3009511		-	em,e,uw			Carter
28410	3009709		-	em,e,uw			Dryer column mechanics curve
28415	3009708		-	em,e,uw			Dryer mechanics plating 90°

em=ELECTROMECHANICAL SWITCHES, e=ELECTRONICAL SWITCHES, uw=LOWER AND UPPER WASHER  
24=24

hr=HEAT RECOVERY - TR98, hp=HEAT PUMP - TR99, sc9=STEAM CONDENSER - LC 91, csa=CONVEYOR SPEED ADJUSTING - LC 101, 972=90°MOTORIZED CHAIN CONVEYOR - LC 97/2, 973=180°MOTORIZED CHAIN CONVEYOR - LC 97/3, 974=DRYER WITH 90° MOTORIZED CHAIN CONVEYOR - LC 97/4, 975=DRYER WITH 180° MOTORIZED CHAIN CONVEYOR - LC 97/5, d9=DRYER - LC 90, d92=DRYER - LC 90/2, d929=DRYER - LC 90/900, cw=ADDITIONAL BOILER FOR COLD WATER SUPPLY, dvgw=DVGW VALVE SYSTEM, des=DETERGENT ECONOMIZER SYSTEM, szc9=SPLASH ZONE WITH CILINDER - LC 94, ti=TANK INSULATION, ds=DOUBLE SKIN, bp=BOOSTER PUMP, sdn3=DISPENSER SYSTEM SDN-3, 98=ANGLE LOADING TABLE - LC 98

A=3/N/PE~380-400V 50-60Hz, D=3/PE~200-210V 50-60Hz, F=2/PE~220-240V 50-60Hz, G=3/N/PE~415V 50-60Hz, H=3/PE~220-230V 50-60Hz, K=3/PE~380-400V 50-60Hz, L=3/PE~415V 50-60Hz, M=3/PE~440V 60Hz, P=1/N/PE~220-230V 50-60Hz, R=2/PE~220-240V 50-60Hz, U=1/N/PE~240V 50-60Hz, V=3/PE~240V 50-60Hz, W=1/N/PE~100-110V 50-60Hz



15\_301\_e

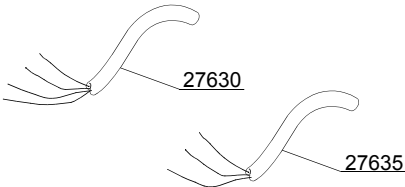
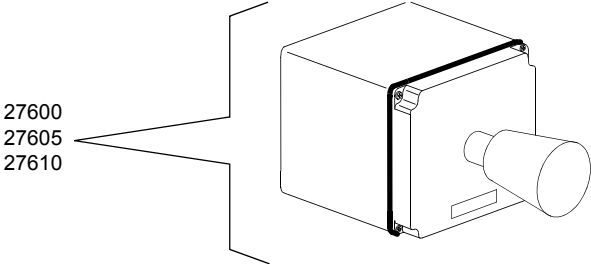
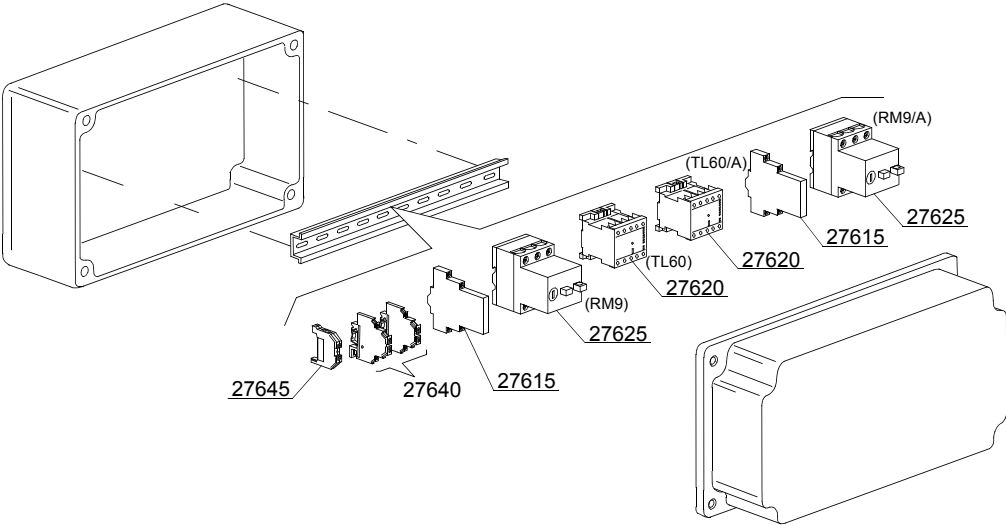
## Spare parts

ID	P-code	SN from	SN to	Mod.	Acces.	Volt	Description
<b>Module: Motorized curve 90° - LC 97/2: electric parts</b>							
27400	3000264		-	em,e,uw			Emergency box
27405	3000263		-	em,e,uw			Emergency switch
27410	3002059		-	em,e,uw			1R contact
27415	3006080		-	em,e,uw			Auxiliary contact LMS25
27420	2000370		-	em,e,uw			Contacteur MC9
27425	2000389		-	em,e,uw			Motorprotector 0,63 - 1A (vers.400 VaC 3N)
27425	2000390		-	em,e,uw			Motorprotector 1 - 1.6A
27430	3006134		-	em,e,uw			Flame-retardant cable 4x1,5mm
27435	3006136		-	em,e,uw			Flame-retardant cable 3x1mm

em=ELECTROMECHANICAL SWITCHES, e=ELECTRONICAL SWITCHES, uw=LOWER AND UPPER WASHER  
24=24

hr=HEAT RECOVERY - TR98, hp=HEAT PUMP - TR99, sc9=STEAM CONDENSER - LC 91, csa=CONVEYOR SPEED  
ADJUSTING - LC 101, 972=90°MOTORIZED CHAIN CONVEYOR - LC 97/2, 973=180°MOTORIZED CHAIN CON-  
VEYOR - LC 97/3, 974=DRYER WITH 90° MOTORIZED CHAIN CONVEYOR - LC 97/4, 975=DRYER WITH 180° MO-  
TORIZED CHAIN CONVEYOR - LC 97/5, d9=DRYER - LC 90, d92=DRYER - LC 90/2, d929=DRYER - LC 90/900,  
cw=ADDITIONAL BOILER FOR COLD WATER SUPPLY, dvgw=DVGW VALVE SYSTEM, des=DETERGENT ECON-  
OMIZER SYSTEM, szc9=SPLASH ZONE WITH CILINDER - LC 94, ti=TANK INSULATION, ds=DOUBLE SKIN,  
bp=BOOSTER PUMP, sdn3=DISPENSER SYSTEM SDN-3, 98=ANGLE LOADING TABLE - LC 98

A=3/N/PE~380-400V 50-60Hz, D=3/PE~200-210V 50-60Hz, F=2/PE~220-240V 50-60Hz, G=3/N/PE~415V 50-60Hz,  
H=3/PE~220-230V 50-60Hz, K=3/PE~380-400V 50-60Hz, L=3/PE~415V 50-60Hz, M=3/PE~440V 60Hz, P=1/N/PE~220-  
230V 50-60Hz, R=2/PE~220-240V 50-60Hz, U=1/N/PE~240V 50-60Hz, V=3/PE~240V 50-60Hz, W=1/N/PE~100-110V  
50-60Hz



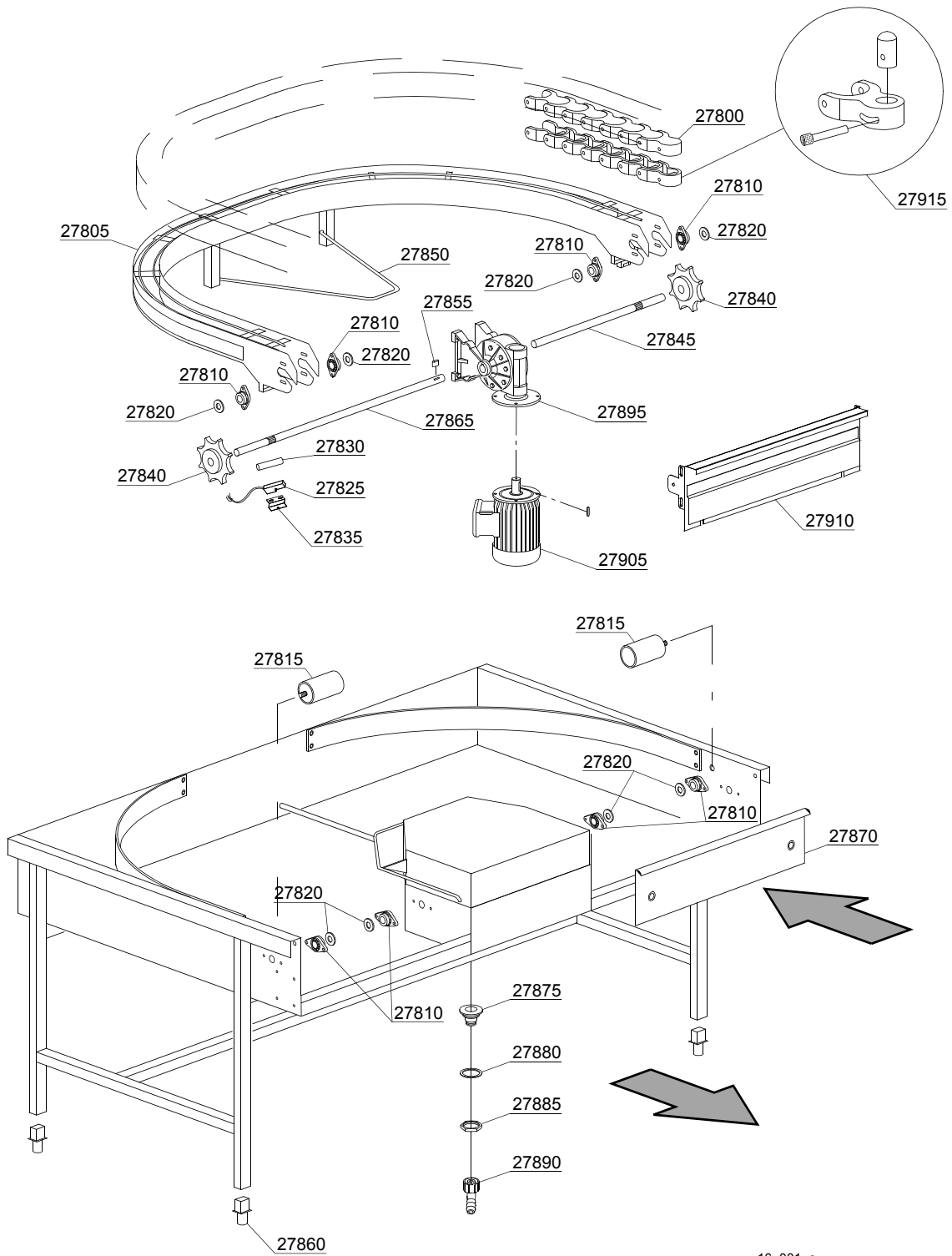
15\_303\_e

## Spare parts

ID	P-code	SN from	SN to	Mod.	Acces.	Volt	Description
<b>Module: Motorized curve 90° - LC 97/2: electric parts double speed - remote control</b>							
27600	3000264		-	em,e,uw			Emergency box
27605	3000263		-	em,e,uw			Emergency switch
27610	3002059		-	em,e,uw			1R contact
27615	3006080		-	em,e,uw			Auxiliary contact LMS25
27620	2000370		-	em,e,uw			Contactora MC9
27625	2000389		-	em,e,uw			Motorprotector 0,63 - 1A (vers.400 VaC 3N)
27625	2000390		-	em,e,uw			Motorprotector 1 - 1.6A
27630	3006134		-	em,e,uw			Flame-retardant cable 4x1,5mm
27635	3006136		-	em,e,uw			Flame-retardant cable 3x1mm
27640	3006092		-	em,e,uw			Clamp 4mm <sup>2</sup>
27645	10300401		-	em,e,uw			Earth clamp 4mm <sup>2</sup>

em=ELECTROMECHANICAL SWITCHES, e=ELECTRONICAL SWITCHES, uw=LOWER AND UPPER WASHER  
24=24

hr=HEAT RECOVERY - TR98, hp=HEAT PUMP - TR99, sc9=STEAM CONDENSER - LC 91, csa=CONVEYOR SPEED ADJUSTING - LC 101, 972=90°MOTORIZED CHAIN CONVEYOR - LC 97/2, 973=180°MOTORIZED CHAIN CONVEYOR - LC 97/3, 974=DRYER WITH 90° MOTORIZED CHAIN CONVEYOR - LC 97/4, 975=DRYER WITH 180° MOTORIZED CHAIN CONVEYOR - LC 97/5, d9=DRYER - LC 90, d92=DRYER - LC 90/2, d929=DRYER - LC 90/900, cw=ADDITIONAL BOILER FOR COLD WATER SUPPLY, dvgw=DVGW VALVE SYSTEM, des=DETERGENT ECONOMIZER SYSTEM, szc9=SPLASH ZONE WITH CILINDER - LC 94, ti=TANK INSULATION, ds=DOUBLE SKIN, bp=BOOSTER PUMP, sdn3=DISPENSER SYSTEM SDN-3, 98=ANGLE LOADING TABLE - LC 98  
A=3/N/PE~380-400V 50-60Hz, D=3/PE~200-210V 50-60Hz, F=2/PE~220-240V 50-60Hz, G=3/N/PE~415V 50-60Hz, H=3/PE~220-230V 50-60Hz, K=3/PE~380-400V 50-60Hz, L=3/PE~415V 50-60Hz, M=3/PE~440V 60Hz, P=1/N/PE~220-230V 50-60Hz, R=2/PE~220-240V 50-60Hz, U=1/N/PE~240V 50-60Hz, V=3/PE~240V 50-60Hz, W=1/N/PE~100-110V 50-60Hz



16\_001\_e

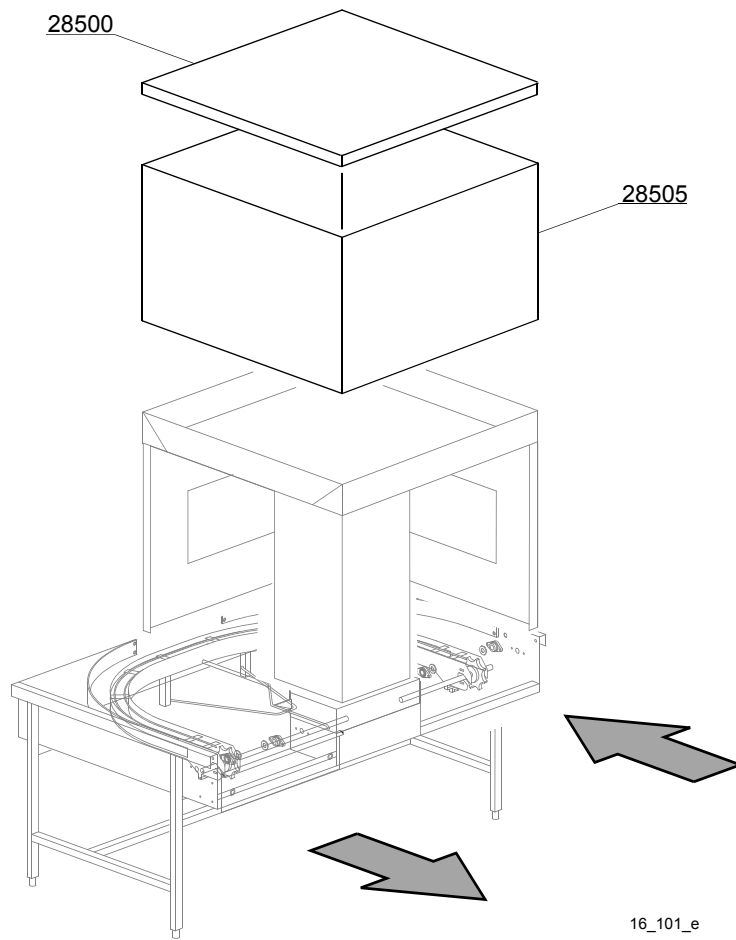
## Spare parts

ID	P-code	SN from	SN to	Mod.	Acces.	Volt	Description
<b>Module: Motorized curve 180° - LC 97/3</b>							
27800	3000259		-	em,e,uw			Chain for roller
27805	3003056		-	em,e,uw			Kit guide for chain
27810	3000260		-	em,e,uw			Flange for chain
27815	3000262		-	em,e,uw			Ø50x80 embossment roller
27820	3003048		-	em,e,uw			Spacer for bearings
27825	3003112		-	em,e,uw			Door microswitch
27830	80232		-	em,e,uw			Magnet for reed
27835	3009112		-	em,e,uw			Holder for reed micro door
27840	3000261		-	em,e,uw			8 teeth pinion
27845	3003051		-	em,e,uw			Neutral shaft for chain
27850	3003053		-	em,e,uw			Lifting arm for chain guide
27855	2001045		-	em,e,uw			6x6x25 machine key
27860	3000252		-	em,e,uw			Adjustable food
27865	3003047		-	em,e,uw			Shaft for chain rotation
27870	3009609		-	em,e,uw			Protection panel
27875	10200113		-	em,e,uw			Floor drain
27880	10200173		-	em,e,uw			75x58x2 gasket
27885	10200114		-	em,e,uw			Drain floor nut
27890	15613		-	em,e,uw			1" 1/4x30 nylon elbow
27895	3000253		-	em,e,uw			Gear right 1:100
27895	3000254		-	em,e,uw			Gear right 1:100
27905	3000102		-	em,e,uw		A	Conveyor motor - 8P 230/400V 50HZ
27905	3000110		-	em,e,uw		A	Conveyor motor - 6/8P 400/415V 50HZ
27905	3000109		-	em,e,uw			Conveyor motor - 6/8P 230V 50HZ
27905	3000251		-	em,e,uw		A	Conveyor motor - 0,18HP - LC97
27915	3000270		-	em,e,uw			Rack-push+Support+Pivot

em=ELECTROMECHANICAL SWITCHES, e=ELECTRONICAL SWITCHES, uw=LOWER AND UPPER WASHER  
24=24

hr=HEAT RECOVERY - TR98, hp=HEAT PUMP - TR99, sc9=STEAM CONDENSER - LC 91, csa=CONVEYOR SPEED ADJUSTING - LC 101, 972=90°MOTORIZED CHAIN CONVEYOR - LC 97/2, 973=180°MOTORIZED CHAIN CONVEYOR - LC 97/3, 974=DRYER WITH 90° MOTORIZED CHAIN CONVEYOR - LC 97/4, 975=DRYER WITH 180° MOTORIZED CHAIN CONVEYOR - LC 97/5, d9=DRYER - LC 90, d92=DRYER - LC 90/2, d929=DRYER - LC 90/900, cw=ADDITIONAL BOILER FOR COLD WATER SUPPLY, dvgw=DVGW VALVE SYSTEM, des=DETERGENT ECONOMIZER SYSTEM, szc9=SPLASH ZONE WITH CILINDER - LC 94, ti=TANK INSULATION, ds=DOUBLE SKIN, bp=BOOSTER PUMP, sdn3=DISPENSER SYSTEM SDN-3, 98=ANGLE LOADING TABLE - LC 98

A=3/N/PE~380-400V 50-60Hz, D=3/PE~200-210V 50-60Hz, F=2/PE~220-240V 50-60Hz, G=3/N/PE~415V 50-60Hz, H=3/PE~220-230V 50-60Hz, K=3/PE~380-400V 50-60Hz, L=3/PE~415V 50-60Hz, M=3/PE~440V 60Hz, P=1/N/PE~220-230V 50-60Hz, R=2/PE~220-240V 50-60Hz, U=1/N/PE~240V 50-60Hz, V=3/PE~240V 50-60Hz, W=1/N/PE~100-110V 50-60Hz



16\_101\_e



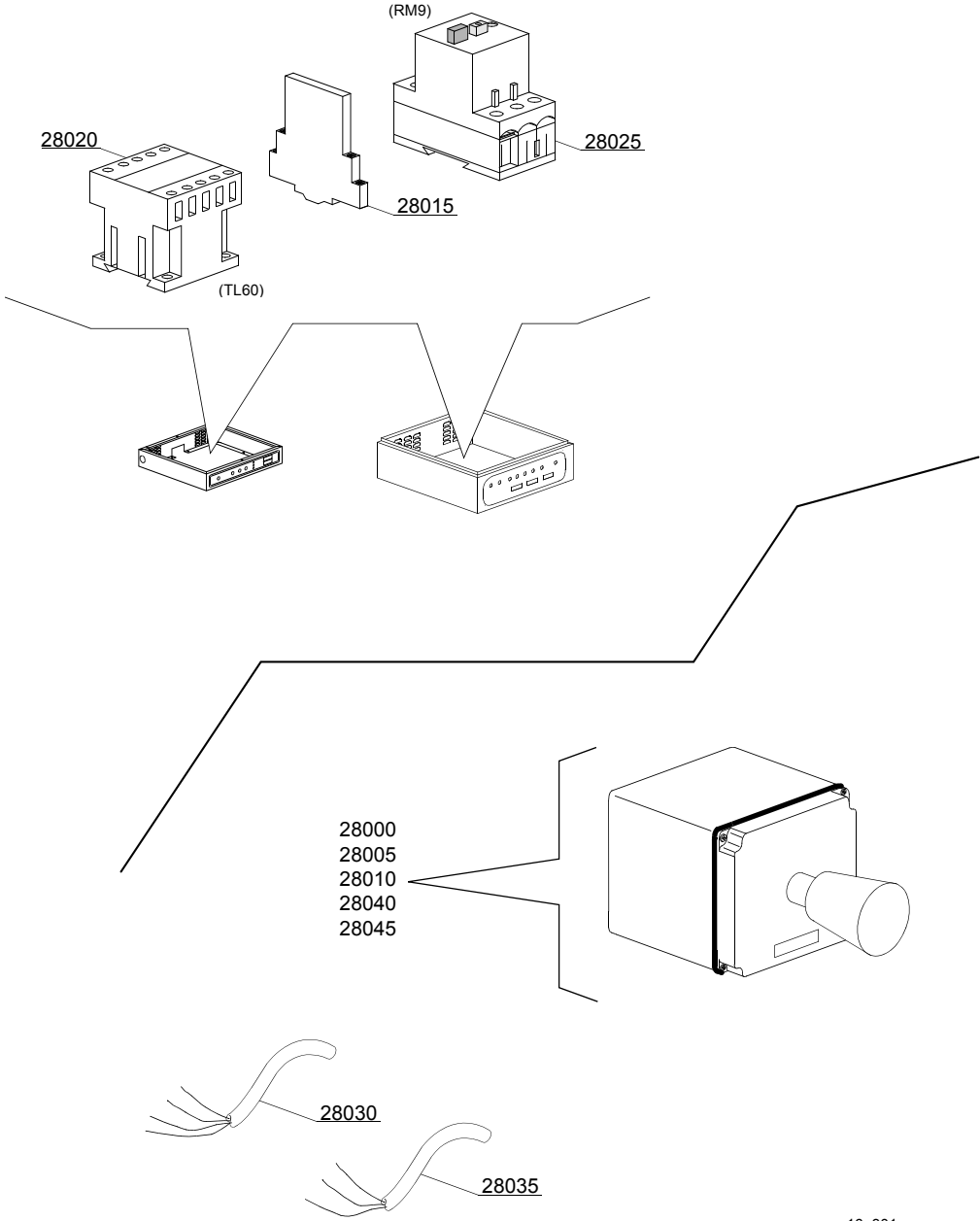
## Spare parts

ID	P-code	SN from	SN to	Mod.	Acces.	Volt	Description
<b>Module: Dryer motorized curve 180° - LC 97/5</b>							
28500	3009326		-	em,e,uw			Cover panel
28505	3009511		-	em,e,uw			Carter

em=ELECTROMECHANICAL SWITCHES, e=ELECTRONICAL SWITCHES, uw=LOWER AND UPPER WASHER  
24=24

hr=HEAT RECOVERY - TR98, hp=HEAT PUMP - TR99, sc9=STEAM CONDENSER - LC 91, csa=CONVEYOR SPEED  
ADJUSTING - LC 101, 972=90°MOTORIZED CHAIN CONVEYOR - LC 97/2, 973=180°MOTORIZED CHAIN CON-  
VEYOR - LC 97/3, 974=DRYER WITH 90° MOTORIZED CHAIN CONVEYOR - LC 97/4, 975=DRYER WITH 180° MO-  
TORIZED CHAIN CONVEYOR - LC 97/5, d9=DRYER - LC 90, d92=DRYER - LC 90/2, d929=DRYER - LC 90/900,  
cw=ADDITIONAL BOILER FOR COLD WATER SUPPLY, dvgw=DVGW VALVE SYSTEM, des=DETERGENT ECON-  
OMIZER SYSTEM, szc9=SPLASH ZONE WITH CILINDER - LC 94, ti=TANK INSULATION, ds=DOUBLE SKIN,  
bp=BOOSTER PUMP, sdn3=DISPENSER SYSTEM SDN-3, 98=ANGLE LOADING TABLE - LC 98

A=3/N/PE~380-400V 50-60Hz, D=3/PE~200-210V 50-60Hz, F=2/PE~220-240V 50-60Hz, G=3/N/PE~415V 50-60Hz,  
H=3/PE~220-230V 50-60Hz, K=3/PE~380-400V 50-60Hz, L=3/PE~415V 50-60Hz, M=3/PE~440V 60Hz, P=1/N/PE~220-  
230V 50-60Hz, R=2/PE~220-240V 50-60Hz, U=1/N/PE~240V 50-60Hz, V=3/PE~240V 50-60Hz, W=1/N/PE~100-110V  
50-60Hz



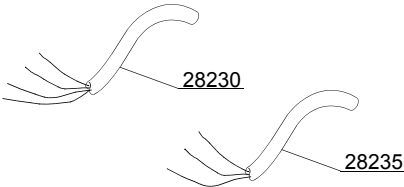
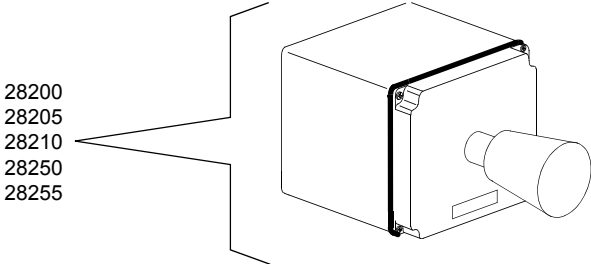
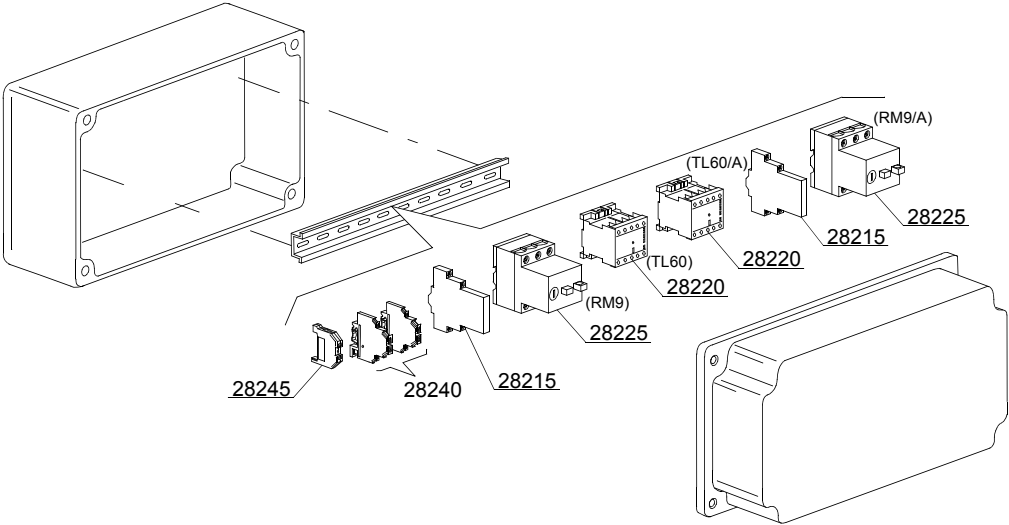
16\_301\_e

## Spare parts

ID	P-code	SN from	SN to	Mod.	Acces.	Volt	Description
<b>Module: Motorized curve 180° - LC 97/3: electric parts</b>							
28000	3000264		-	em,e,uw			Emergency box
28005	3000263		-	em,e,uw			Emergency switch
28010	3002059		-	em,e,uw			1R contact
28015	3006080		-	em,e,uw			Auxiliary contact LMS25
28020	2000370		-	em,e,uw			Contacteur MC9
28025	2000390		-	em,e,uw			Motorprotector 1 - 1.6A
28025	2000389		-	em,e,uw			Motorprotector 0,63 - 1A (vers.400 VaC 3N)
28030	3006134		-	em,e,uw			Flame-retardant cable 4x1,5mm
28035	3006136		-	em,e,uw			Flame-retardant cable 3x1mm
28040	3000266		-	em,e,uw			Male connector with support
28045	3000267		-	em,e,uw			Female connector with support

em=ELECTROMECHANICAL SWITCHES, e=ELECTRONICAL SWITCHES, uw=LOWER AND UPPER WASHER  
24=24

hr=HEAT RECOVERY - TR98, hp=HEAT PUMP - TR99, sc9=STEAM CONDENSER - LC 91, csa=CONVEYOR SPEED ADJUSTING - LC 101, 972=90°MOTORIZED CHAIN CONVEYOR - LC 97/2, 973=180°MOTORIZED CHAIN CONVEYOR - LC 97/3, 974=DRYER WITH 90° MOTORIZED CHAIN CONVEYOR - LC 97/4, 975=DRYER WITH 180° MOTORIZED CHAIN CONVEYOR - LC 97/5, d9=DRYER - LC 90, d92=DRYER - LC 90/2, d929=DRYER - LC 90/900, cw=ADDITIONAL BOILER FOR COLD WATER SUPPLY, dvgw=DVGW VALVE SYSTEM, des=DETERGENT ECONOMIZER SYSTEM, szc9=SPLASH ZONE WITH CILINDER - LC 94, ti=TANK INSULATION, ds=DOUBLE SKIN, bp=BOOSTER PUMP, sdn3=DISPENSER SYSTEM SDN-3, 98=ANGLE LOADING TABLE - LC 98  
A=3/N/PE~380-400V 50-60Hz, D=3/PE~200-210V 50-60Hz, F=2/PE~220-240V 50-60Hz, G=3/N/PE~415V 50-60Hz, H=3/PE~220-230V 50-60Hz, K=3/PE~380-400V 50-60Hz, L=3/PE~415V 50-60Hz, M=3/PE~440V 60Hz, P=1/N/PE~220-230V 50-60Hz, R=2/PE~220-240V 50-60Hz, U=1/N/PE~240V 50-60Hz, V=3/PE~240V 50-60Hz, W=1/N/PE~100-110V 50-60Hz



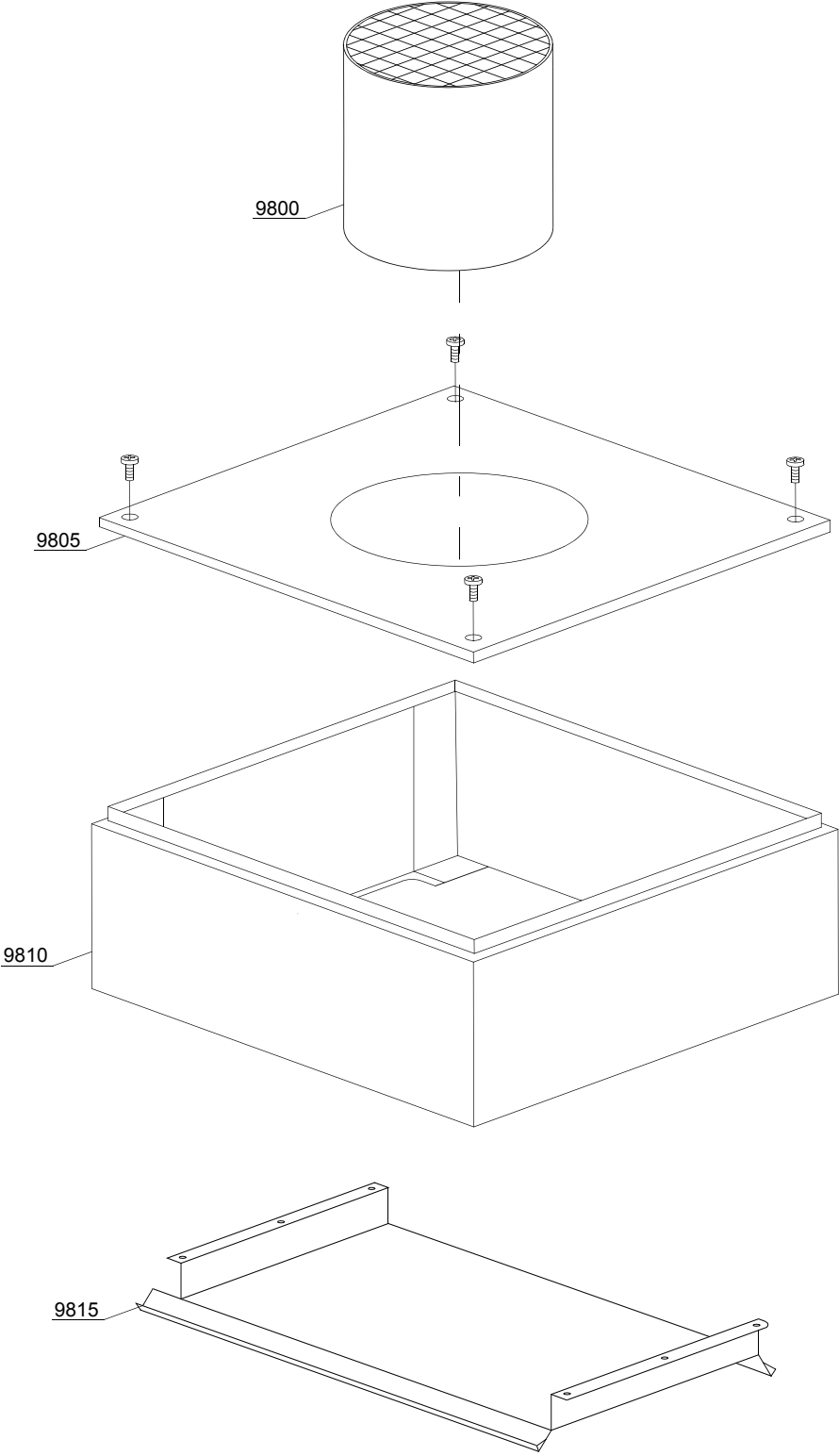
## Spare parts

ID	P-code	SN from	SN to	Mod.	Acces.	Volt	Description
<b>Module: Motorized curve 180° - LC 97/3: electric parts double speed - remote control</b>							
28200	3000264		-	em,e,uw			Emergency box
28205	3000263		-	em,e,uw			Emergency switch
28210	3002059		-	em,e,uw			1R contact
28215	3006080		-	em,e,uw			Auxiliary contact LMS25
28220	2000370		-	em,e,uw			Contacteur MC9
28225	2000390		-	em,e,uw			Motorprotector 1 - 1.6A
28225	2000389		-	em,e,uw			Motorprotector 0,63 - 1A (vers.400 VaC 3N)
28230	3006134		-	em,e,uw			Flame-retardant cable 4x1,5mm
28235	3006136		-	em,e,uw			Flame-retardant cable 3x1mm
28240	3006092		-	em,e,uw			Clamp 4mm <sup>2</sup>
28245	10300401		-	em,e,uw			Earth clamp 4mm <sup>2</sup>
28250	3000266		-	em,e,uw			Male connector with support
28255	3000267		-	em,e,uw			Female connector with support

em=ELECTROMECHANICAL SWITCHES, e=ELECTRONICAL SWITCHES, uw=LOWER AND UPPER WASHER  
24=24

hr=HEAT RECOVERY - TR98, hp=HEAT PUMP - TR99, sc9=STEAM CONDENSER - LC 91, csa=CONVEYOR SPEED  
ADJUSTING - LC 101, 972=90°MOTORIZED CHAIN CONVEYOR - LC 97/2, 973=180°MOTORIZED CHAIN CON-  
VEYOR - LC 97/3, 974=DRYER WITH 90° MOTORIZED CHAIN CONVEYOR - LC 97/4, 975=DRYER WITH 180° MO-  
TORIZED CHAIN CONVEYOR - LC 97/5, d9=DRYER - LC 90, d92=DRYER - LC 90/2, d929=DRYER - LC 90/900,  
cw=ADDITIONAL BOILER FOR COLD WATER SUPPLY, dvgw=DVGW VALVE SYSTEM, des=DETERGENT ECON-  
OMIZER SYSTEM, szc9=SPLASH ZONE WITH CILINDER - LC 94, ti=TANK INSULATION, ds=DOUBLE SKIN,  
bp=BOOSTER PUMP, sdn3=DISPENSER SYSTEM SDN-3, 98=ANGLE LOADING TABLE - LC 98

A=3/N/PE~380-400V 50-60Hz, D=3/PE~200-210V 50-60Hz, F=2/PE~220-240V 50-60Hz, G=3/N/PE~415V 50-60Hz,  
H=3/PE~220-230V 50-60Hz, K=3/PE~380-400V 50-60Hz, L=3/PE~415V 50-60Hz, M=3/PE~440V 60Hz, P=1/N/PE~220-  
230V 50-60Hz, R=2/PE~220-240V 50-60Hz, U=1/N/PE~240V 50-60Hz, V=3/PE~240V 50-60Hz, W=1/N/PE~100-110V  
50-60Hz



18\_001\_e

## Spare parts

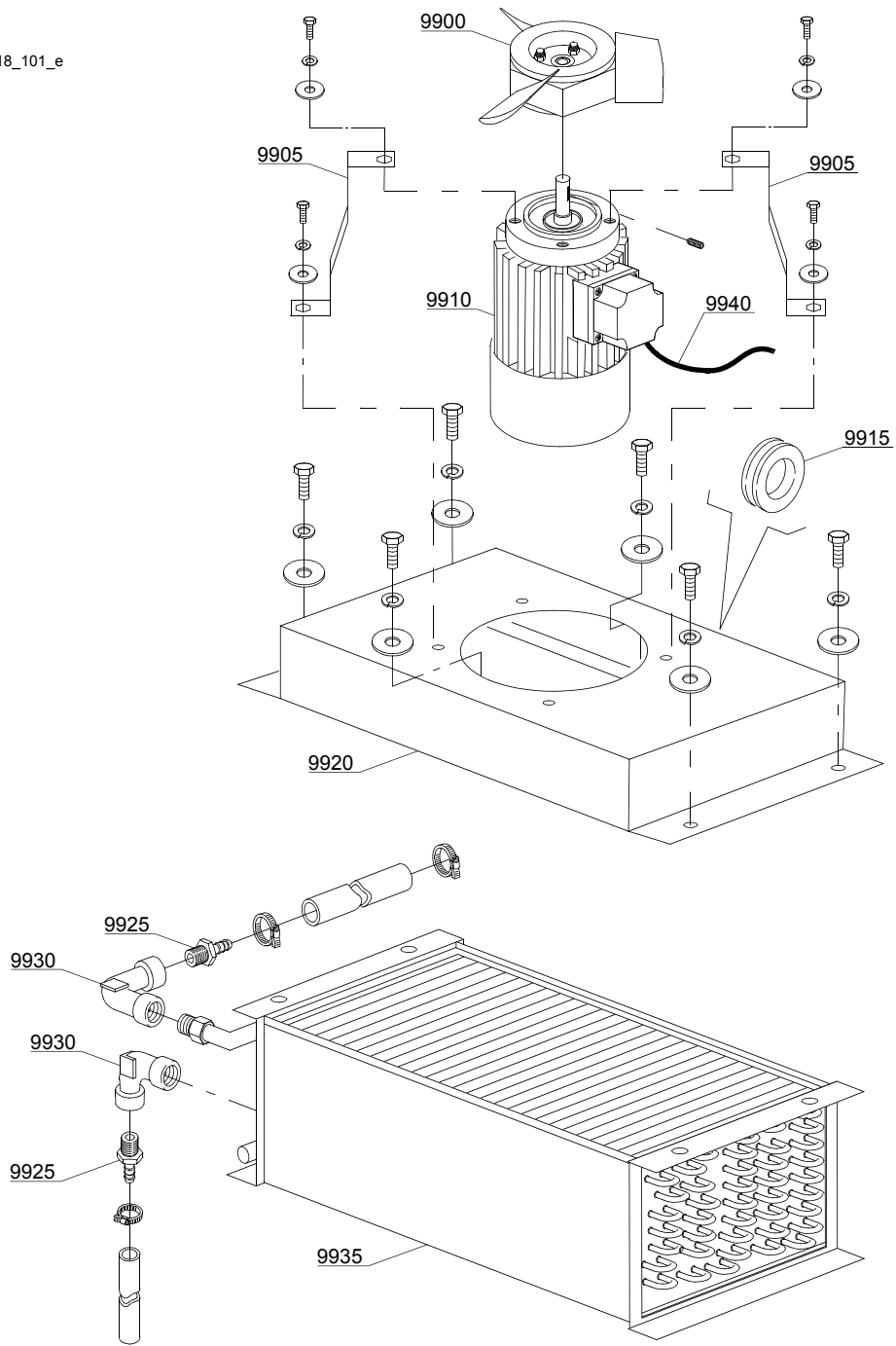
ID	P-code	SN from	SN to	Mod.	Acces.	Volt	Description
<b>Module:Steam condenser LC91 - part 1</b>							
9800	3009499		-	em,e,uw			Chimney
9805	3009306		-	em,e,uw			Cover with hole
9810	3009502		-	em,e,uw			Complete body
9815	3009090		-	em,e,uw			Suction group

em=ELECTROMECHANICAL SWITCHES, e=ELECTRONICAL SWITCHES, uw=LOWER AND UPPER WASHER  
24=24

hr=HEAT RECOVERY - TR98, hp=HEAT PUMP - TR99, sc9=STEAM CONDENSER - LC 91, csa=CONVEYOR SPEED ADJUSTING - LC 101, 972=90°MOTORIZED CHAIN CONVEYOR - LC 97/2, 973=180°MOTORIZED CHAIN CONVEYOR - LC 97/3, 974=DRYER WITH 90° MOTORIZED CHAIN CONVEYOR - LC 97/4, 975=DRYER WITH 180° MOTORIZED CHAIN CONVEYOR - LC 97/5, d9=DRYER - LC 90, d92=DRYER - LC 90/2, d929=DRYER - LC 90/900, cw=ADDITIONAL BOILER FOR COLD WATER SUPPLY, dvgw=DVGW VALVE SYSTEM, des=DETERGENT ECONOMIZER SYSTEM, szc9=SPLASH ZONE WITH CILINDER - LC 94, ti=TANK INSULATION, ds=DOUBLE SKIN, bp=BOOSTER PUMP, sdn3=DISPENSER SYSTEM SDN-3, 98=ANGLE LOADING TABLE - LC 98

A=3/N/PE~380-400V 50-60Hz, D=3/PE~200-210V 50-60Hz, F=2/PE~220-240V 50-60Hz, G=3/N/PE~415V 50-60Hz, H=3/PE~220-230V 50-60Hz, K=3/PE~380-400V 50-60Hz, L=3/PE~415V 50-60Hz, M=3/PE~440V 60Hz, P=1/N/PE~220-230V 50-60Hz, R=2/PE~220-240V 50-60Hz, U=1/N/PE~240V 50-60Hz, V=3/PE~240V 50-60Hz, W=1/N/PE~100-110V 50-60Hz

18\_101\_e





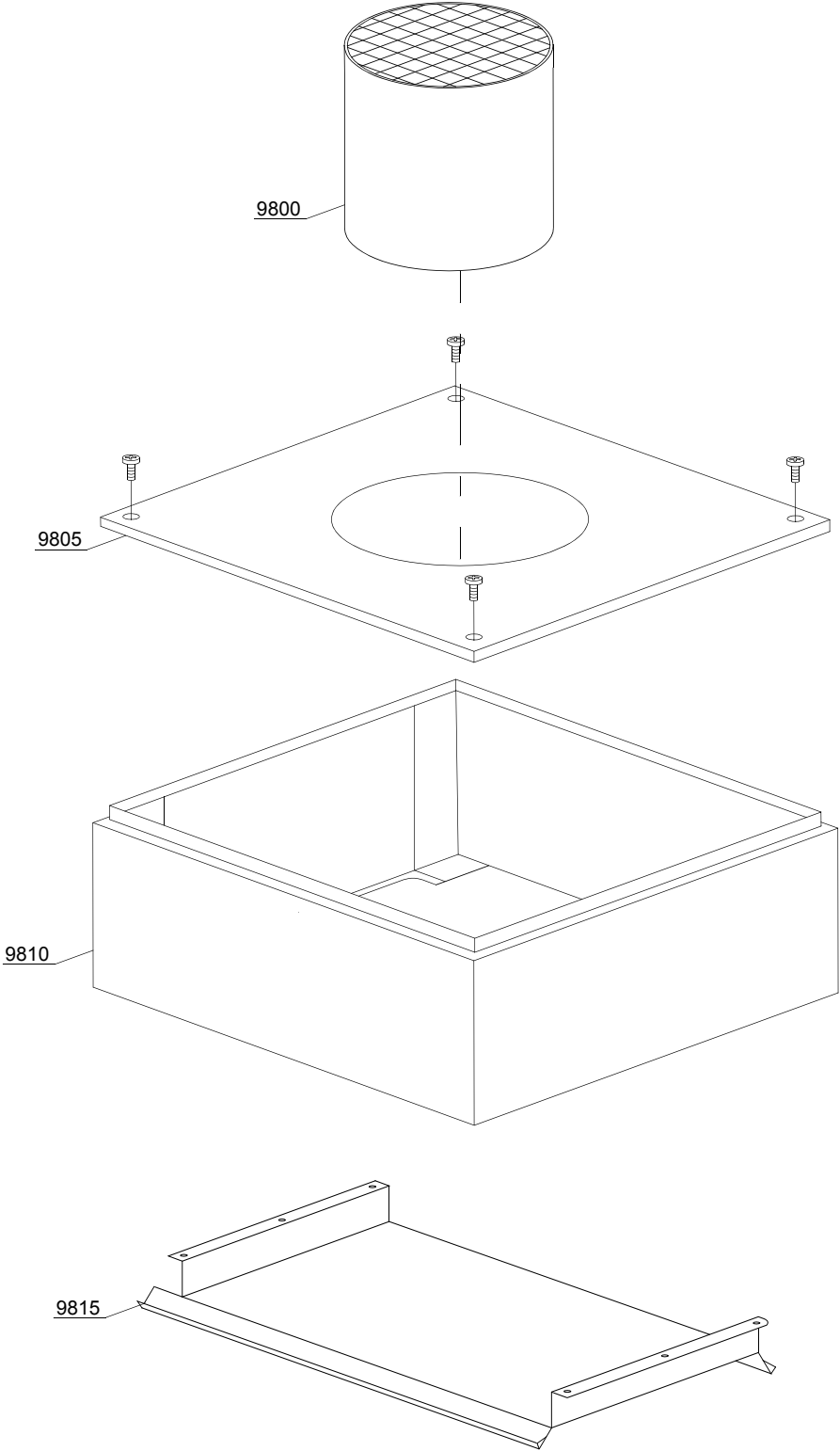
## Spare parts

ID	P-code	SN from	SN to	Mod.	Acces.	Volt	Description
<b>Module:Steam condenser LC91 - part 2</b>							
9900	3000125		-	em,e,uw			Impeller fan
9905	3009106		-	em,e,uw			Motor holder
9910	3000120		-	em,e,uw		A	Motor - 0,18KW 4P 230/400V 50HZ
9915	13329		-	em,e,uw			Fairlead
9920	3009079		-	em,e,uw			Steam condenser base
9925	12023		-	em,e,uw			Hose holder
9930	3002139		-	em,e,uw			Elbow
9935	3000155		-	em,e,uw			Heating recovery battery
9940	15184		-	em,e,uw			Cable

em=ELECTROMECHANICAL SWITCHES, e=ELECTRONICAL SWITCHES, uw=LOWER AND UPPER WASHER  
24=24

hr=HEAT RECOVERY - TR98, hp=HEAT PUMP - TR99, sc9=STEAM CONDENSER - LC 91, csa=CONVEYOR SPEED  
ADJUSTING - LC 101, 972=90°MOTORIZED CHAIN CONVEYOR - LC 97/2, 973=180°MOTORIZED CHAIN CON-  
VEYOR - LC 97/3, 974=DRYER WITH 90° MOTORIZED CHAIN CONVEYOR - LC 97/4, 975=DRYER WITH 180° MO-  
TORIZED CHAIN CONVEYOR - LC 97/5, d9=DRYER - LC 90, d92=DRYER - LC 90/2, d929=DRYER - LC 90/900,  
cw=ADDITIONAL BOILER FOR COLD WATER SUPPLY, dvgw=DVGW VALVE SYSTEM, des=DETERGENT ECON-  
OMIZER SYSTEM, szc9=SPLASH ZONE WITH CILINDER - LC 94, ti=TANK INSULATION, ds=DOUBLE SKIN,  
bp=BOOSTER PUMP, sdn3=DISPENSER SYSTEM SDN-3, 98=ANGLE LOADING TABLE - LC 98

A=3/N/PE~380-400V 50-60Hz, D=3/PE~200-210V 50-60Hz, F=2/PE~220-240V 50-60Hz, G=3/N/PE~415V 50-60Hz,  
H=3/PE~220-230V 50-60Hz, K=3/PE~380-400V 50-60Hz, L=3/PE~415V 50-60Hz, M=3/PE~440V 60Hz, P=1/N/PE~220-  
230V 50-60Hz, R=2/PE~220-240V 50-60Hz, U=1/N/PE~240V 50-60Hz, V=3/PE~240V 50-60Hz, W=1/N/PE~100-110V  
50-60Hz



18\_001\_e

## Spare parts

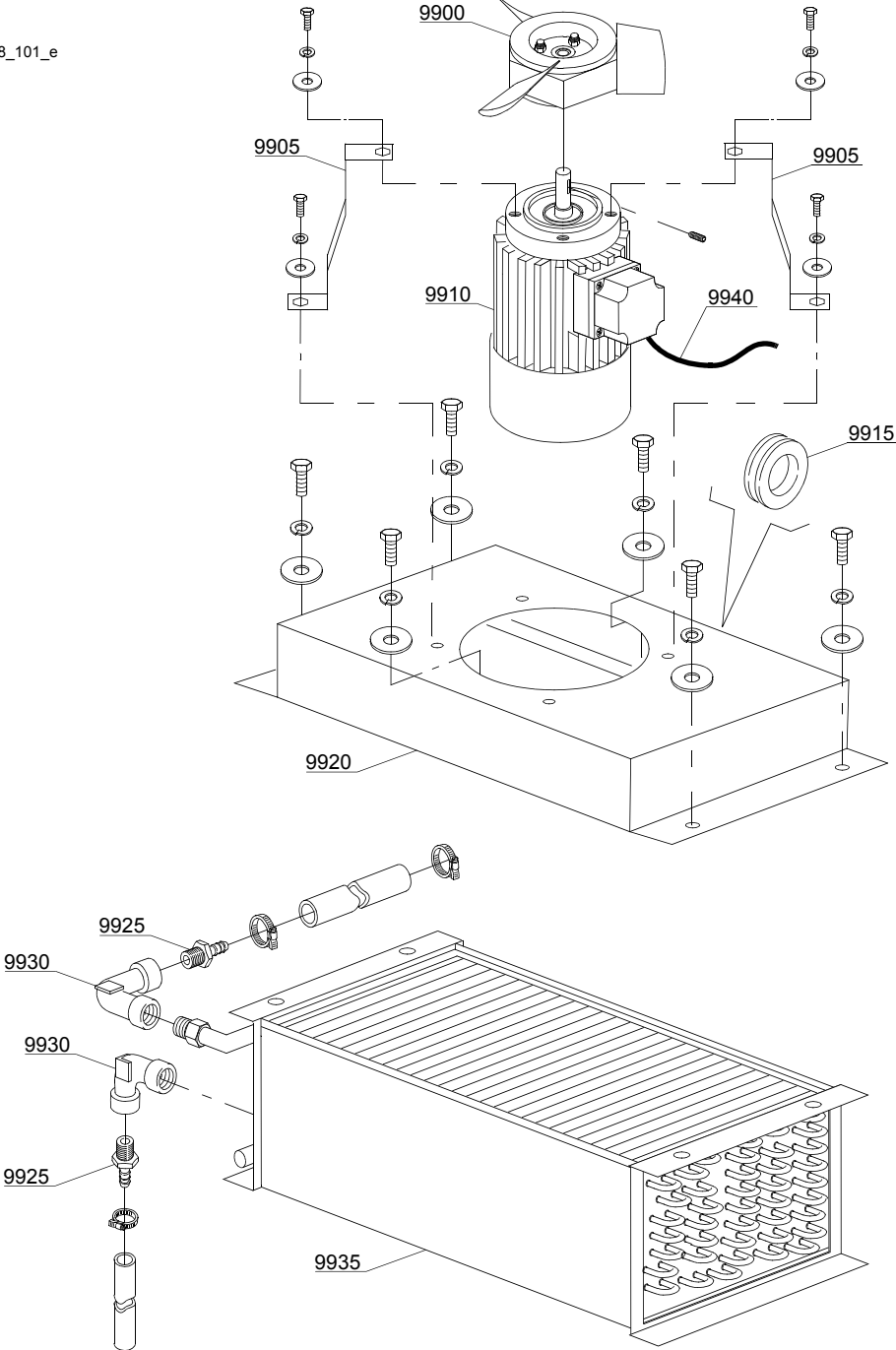
ID	P-code	SN from	SN to	Mod.	Acces.	Volt	Description
<b>Module:Steam condenser TR91 - part 1</b>							
9800	3009499		-	em,e,uw			Chimney
9805	3009306		-	em,e,uw			Cover with hole
9810	3009502		-	em,e,uw			Complete body
9815	3009090		-	em,e,uw			Suction group

em=ELECTROMECHANICAL SWITCHES, e=ELECTRONICAL SWITCHES, uw=LOWER AND UPPER WASHER  
24=24

hr=HEAT RECOVERY - TR98, hp=HEAT PUMP - TR99, sc9=STEAM CONDENSER - LC 91, csa=CONVEYOR SPEED ADJUSTING - LC 101, 972=90°MOTORIZED CHAIN CONVEYOR - LC 97/2, 973=180°MOTORIZED CHAIN CONVEYOR - LC 97/3, 974=DRYER WITH 90° MOTORIZED CHAIN CONVEYOR - LC 97/4, 975=DRYER WITH 180° MOTORIZED CHAIN CONVEYOR - LC 97/5, d9=DRYER - LC 90, d92=DRYER - LC 90/2, d929=DRYER - LC 90/900, cw=ADDITIONAL BOILER FOR COLD WATER SUPPLY, dvgw=DVGW VALVE SYSTEM, des=DETERGENT ECONOMIZER SYSTEM, szc9=SPLASH ZONE WITH CILINDER - LC 94, ti=TANK INSULATION, ds=DOUBLE SKIN, bp=BOOSTER PUMP, sdn3=DISPENSER SYSTEM SDN-3, 98=ANGLE LOADING TABLE - LC 98

A=3/N/PE~380-400V 50-60Hz, D=3/PE~200-210V 50-60Hz, F=2/PE~220-240V 50-60Hz, G=3/N/PE~415V 50-60Hz, H=3/PE~220-230V 50-60Hz, K=3/PE~380-400V 50-60Hz, L=3/PE~415V 50-60Hz, M=3/PE~440V 60Hz, P=1/N/PE~220-230V 50-60Hz, R=2/PE~220-240V 50-60Hz, U=1/N/PE~240V 50-60Hz, V=3/PE~240V 50-60Hz, W=1/N/PE~100-110V 50-60Hz

18\_101\_e



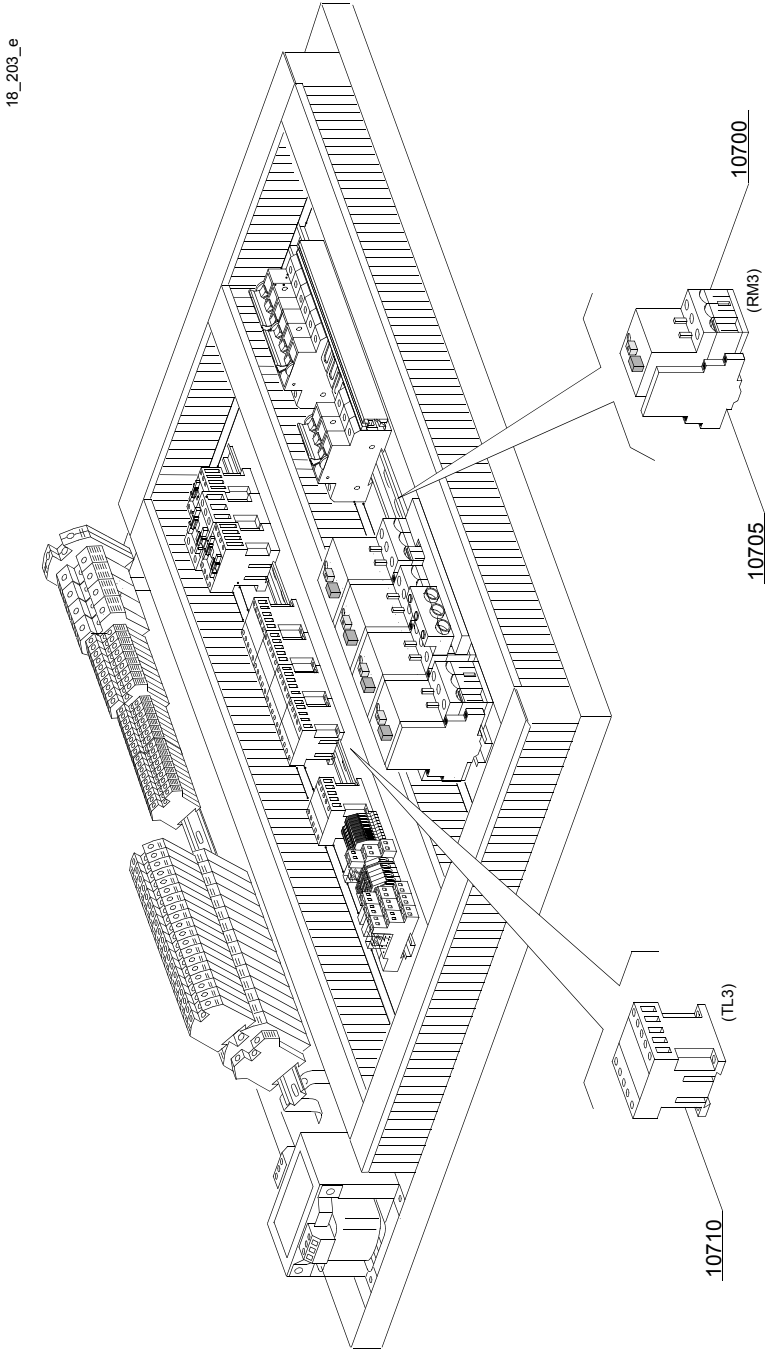
## Spare parts

ID	P-code	SN from	SN to	Mod.	Acces.	Volt	Description
<b>Module:Steam condenser TR91 - part 2</b>							
9900	3000125		-	em,e,uw			Impeller fan
9905	3009106		-	em,e,uw			Motor holder
9910	3000120		-	em,e,uw		A	Motor - 0,18KW 4P 230/400V 50HZ
9915	13329		-	em,e,uw			Fairlead
9920	3009079		-	em,e,uw			Steam condenser base
9925	12023		-	em,e,uw			Hose holder
9930	3002139		-	em,e,uw			Elbow
9935	3000155		-	em,e,uw			Heating recovery battery
9940	15184		-	em,e,uw			Cable

em=ELECTROMECHANICAL SWITCHES, e=ELECTRONICAL SWITCHES, uw=LOWER AND UPPER WASHER  
24=24

hr=HEAT RECOVERY - TR98, hp=HEAT PUMP - TR99, sc9=STEAM CONDENSER - LC 91, csa=CONVEYOR SPEED  
ADJUSTING - LC 101, 972=90°MOTORIZED CHAIN CONVEYOR - LC 97/2, 973=180°MOTORIZED CHAIN CON-  
VEYOR - LC 97/3, 974=DRYER WITH 90° MOTORIZED CHAIN CONVEYOR - LC 97/4, 975=DRYER WITH 180° MO-  
TORIZED CHAIN CONVEYOR - LC 97/5, d9=DRYER - LC 90, d92=DRYER - LC 90/2, d929=DRYER - LC 90/900,  
cw=ADDITIONAL BOILER FOR COLD WATER SUPPLY, dvgw=DVGW VALVE SYSTEM, des=DETERGENT ECON-  
OMIZER SYSTEM, szc9=SPLASH ZONE WITH CILINDER - LC 94, ti=TANK INSULATION, ds=DOUBLE SKIN,  
bp=BOOSTER PUMP, sdn3=DISPENSER SYSTEM SDN-3, 98=ANGLE LOADING TABLE - LC 98

A=3/N/PE~380-400V 50-60Hz, D=3/PE~200-210V 50-60Hz, F=2/PE~220-240V 50-60Hz, G=3/N/PE~415V 50-60Hz,  
H=3/PE~220-230V 50-60Hz, K=3/PE~380-400V 50-60Hz, L=3/PE~415V 50-60Hz, M=3/PE~440V 60Hz, P=1/N/PE~220-  
230V 50-60Hz, R=2/PE~220-240V 50-60Hz, U=1/N/PE~240V 50-60Hz, V=3/PE~240V 50-60Hz, W=1/N/PE~100-110V  
50-60Hz



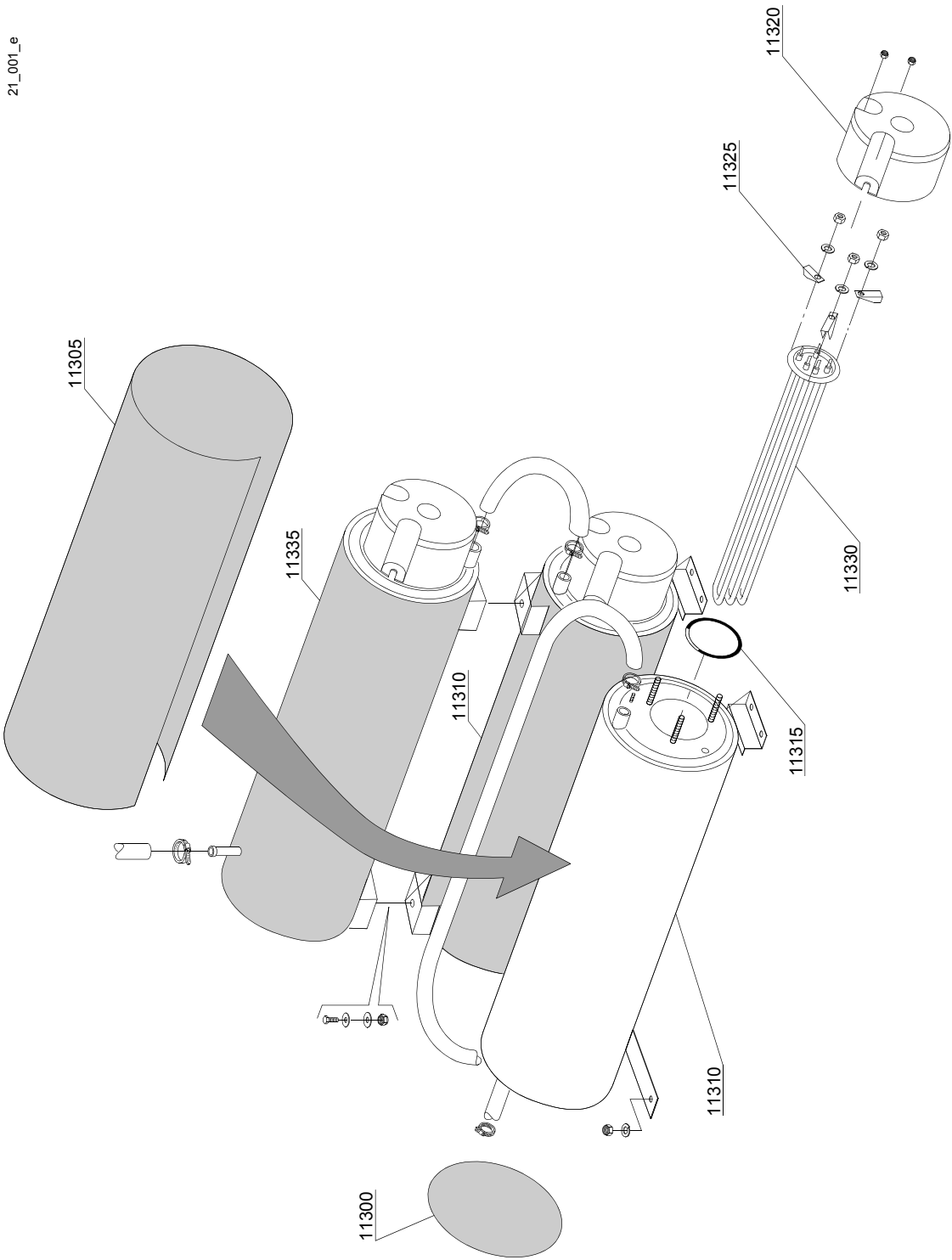
## Spare parts

ID	P-code	SN from	SN to	Mod.	Acces.	Volt	Description
<b>Module:Steam condenser LC-91 / TR-91 part 3</b>							
10700	2000390		-	em,e,uw		A	Motorprotector 1 - 1.6A
10705	3006080		-	em,e,uw		A	Auxiliary contact LMS25
10710	2000370		-	em,e,uw		A	Contactora MC9

em=ELECTROMECHANICAL SWITCHES, e=ELECTRONICAL SWITCHES, uw=LOWER AND UPPER WASHER  
24=24

hr=HEAT RECOVERY - TR98, hp=HEAT PUMP - TR99, sc9=STEAM CONDENSER - LC 91, csa=CONVEYOR SPEED ADJUSTING - LC 101, 972=90°MOTORIZED CHAIN CONVEYOR - LC 97/2, 973=180°MOTORIZED CHAIN CONVEYOR - LC 97/3, 974=DRYER WITH 90° MOTORIZED CHAIN CONVEYOR - LC 97/4, 975=DRYER WITH 180° MOTORIZED CHAIN CONVEYOR - LC 97/5, d9=DRYER - LC 90, d92=DRYER - LC 90/2, d929=DRYER - LC 90/900, cw=ADDITIONAL BOILER FOR COLD WATER SUPPLY, dvgw=DVGW VALVE SYSTEM, des=DETERGENT ECONOMIZER SYSTEM, szc9=SPLASH ZONE WITH CILINDER - LC 94, ti=TANK INSULATION, ds=DOUBLE SKIN, bp=BOOSTER PUMP, sdn3=DISPENSER SYSTEM SDN-3, 98=ANGLE LOADING TABLE - LC 98

A=3/N/PE~380-400V 50-60Hz, D=3/PE~200-210V 50-60Hz, F=2/PE~220-240V 50-60Hz, G=3/N/PE~415V 50-60Hz, H=3/PE~220-230V 50-60Hz, K=3/PE~380-400V 50-60Hz, L=3/PE~415V 50-60Hz, M=3/PE~440V 60Hz, P=1/N/PE~220-230V 50-60Hz, R=2/PE~220-240V 50-60Hz, U=1/N/PE~240V 50-60Hz, V=3/PE~240V 50-60Hz, W=1/N/PE~100-110V 50-60Hz



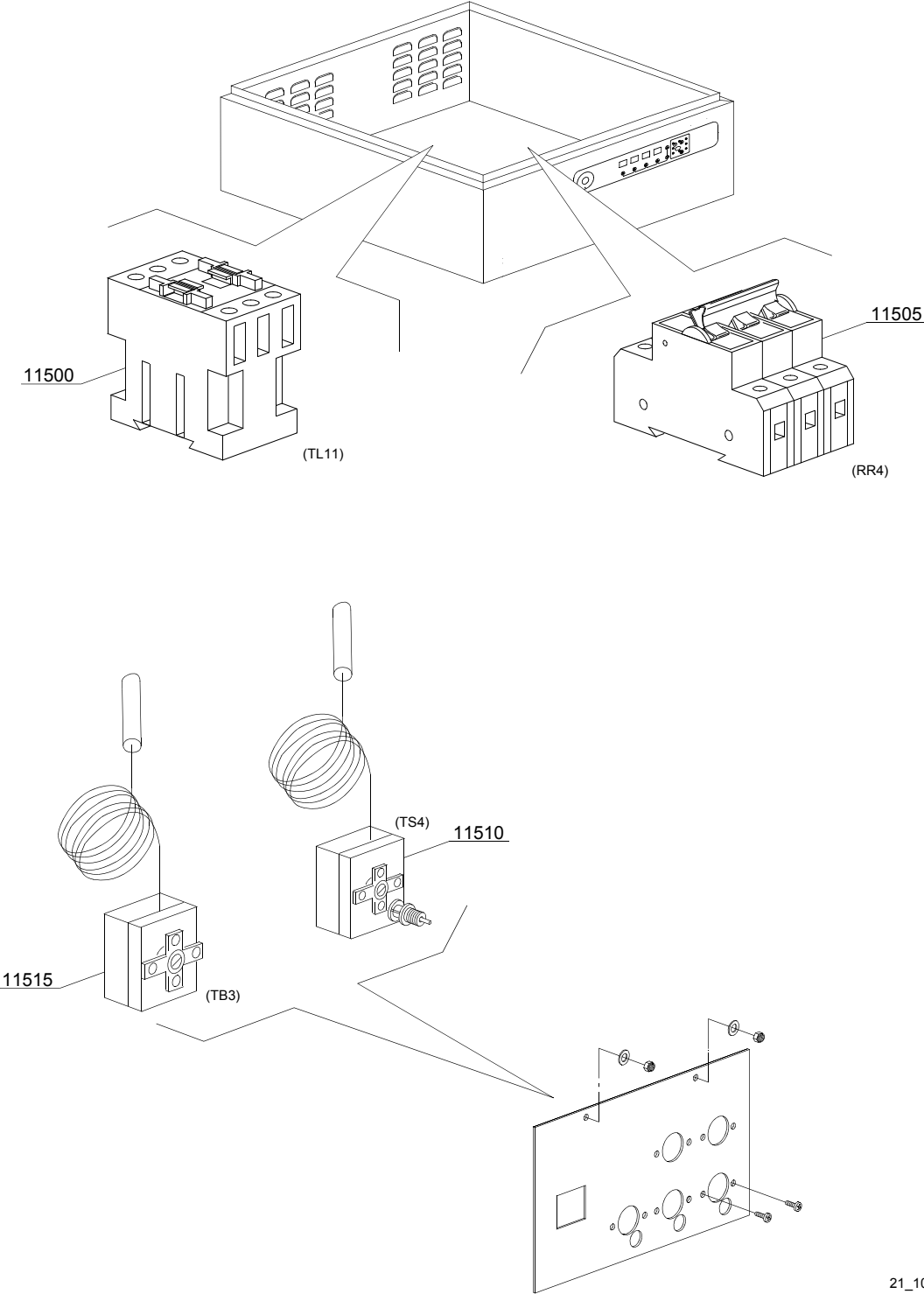


## Spare parts

ID	P-code	SN from	SN to	Mod.	Acces.	Volt	Description
<b>Module: Additional boiler components</b>							
11300	75205		-	em,e,uw			Bottom boiler insulating
11305	30002030		-	em,e,uw			Boiler insulating
11310	3007012		-	em,e,uw			Inferiour Boiler
11315	13015		-	em,e,uw			O-ring 160 (6225)
11320	75311		-	em,e,uw			Heating element cover
11325	16045		-	em,e,uw			Heating element support Ø6,3
11330	30001010		-	em,e,uw		A	Heating element 6kW
11330	30001011		-	em,e,uw		A	Heating element 9kW
11330	30001011/A		-	em,e,uw		A	Heating element 12kW
11330	30001011/B		-	em,e,uw		A	Heating element 14kW
11335	3007013		-	em,e,uw			Upper Boiler

em=ELECTROMECHANICAL SWITCHES, e=ELECTRONICAL SWITCHES, uw=LOWER AND UPPER WASHER  
24=24

hr=HEAT RECOVERY - TR98, hp=HEAT PUMP - TR99, sc9=STEAM CONDENSER - LC 91, csa=CONVEYOR SPEED ADJUSTING - LC 101, 972=90°MOTORIZED CHAIN CONVEYOR - LC 97/2, 973=180°MOTORIZED CHAIN CONVEYOR - LC 97/3, 974=DRYER WITH 90° MOTORIZED CHAIN CONVEYOR - LC 97/4, 975=DRYER WITH 180° MOTORIZED CHAIN CONVEYOR - LC 97/5, d9=DRYER - LC 90, d92=DRYER - LC 90/2, d929=DRYER - LC 90/900, cw=ADDITIONAL BOILER FOR COLD WATER SUPPLY, dvgw=DVGW VALVE SYSTEM, des=DETERGENT ECONOMIZER SYSTEM, szc9=SPLASH ZONE WITH CILINDER - LC 94, ti=TANK INSULATION, ds=DOUBLE SKIN, bp=BOOSTER PUMP, sdn3=DISPENSER SYSTEM SDN-3, 98=ANGLE LOADING TABLE - LC 98  
A=3/N/PE~380-400V 50-60Hz, D=3/PE~200-210V 50-60Hz, F=2/PE~220-240V 50-60Hz, G=3/N/PE~415V 50-60Hz, H=3/PE~220-230V 50-60Hz, K=3/PE~380-400V 50-60Hz, L=3/PE~415V 50-60Hz, M=3/PE~440V 60Hz, P=1/N/PE~220-230V 50-60Hz, R=2/PE~220-240V 50-60Hz, U=1/N/PE~240V 50-60Hz, V=3/PE~240V 50-60Hz, W=1/N/PE~100-110V 50-60Hz



21\_101\_€

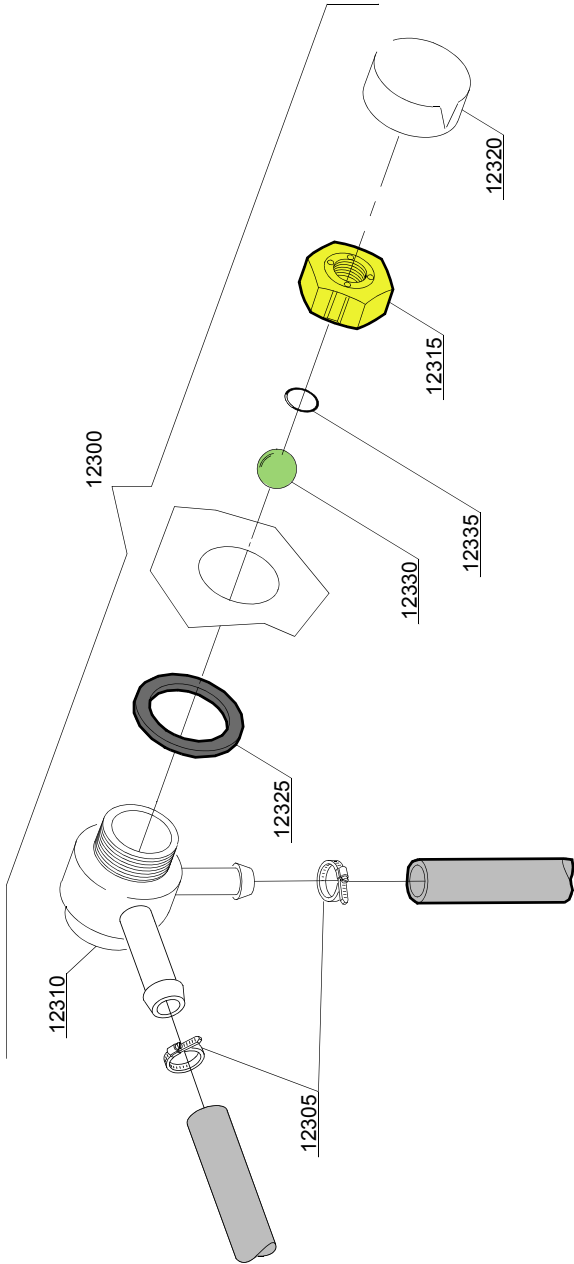
## Spare parts

ID	P-code	SN from	SN to	Mod.	Acces.	Volt	Description
<b>Module:Additional boiler: electrical components</b>							
11500	2000380		-	em,e,uw		A	Contactora BF12 (heating element < 9 kW)
11500	2000385		-	em,e,uw		A	Contactora BF20 (heating element > 9 kW)
11505	2000403		-	em,e,uw		A	Automatic fuse C20 (heating element < 9 kW)
11505	2000404		-	em,e,uw		A	Automatic fuse C25 (heating element > 9 kW)
11510	2000430		-	em,e,uw			Safety thermostat
11515	10707/1		-	em,e,uw			Thermostat 0 - 90° (TB2)

em=ELECTROMECHANICAL SWITCHES, e=ELECTRONICAL SWITCHES, uw=LOWER AND UPPER WASHER  
24=24

hr=HEAT RECOVERY - TR98, hp=HEAT PUMP - TR99, sc9=STEAM CONDENSER - LC 91, csa=CONVEYOR SPEED ADJUSTING - LC 101, 972=90°MOTORIZED CHAIN CONVEYOR - LC 97/2, 973=180°MOTORIZED CHAIN CONVEYOR - LC 97/3, 974=DRYER WITH 90° MOTORIZED CHAIN CONVEYOR - LC 97/4, 975=DRYER WITH 180° MOTORIZED CHAIN CONVEYOR - LC 97/5, d9=DRYER - LC 90, d92=DRYER - LC 90/2, d929=DRYER - LC 90/900, cw=ADDITIONAL BOILER FOR COLD WATER SUPPLY, dvgw=DVGW VALVE SYSTEM, des=DETERGENT ECONOMIZER SYSTEM, szc9=SPLASH ZONE WITH CILINDER - LC 94, ti=TANK INSULATION, ds=DOUBLE SKIN, bp=BOOSTER PUMP, sdn3=DISPENSER SYSTEM SDN-3, 98=ANGLE LOADING TABLE - LC 98

A=3/N/PE~380-400V 50-60Hz, D=3/PE~200-210V 50-60Hz, F=2/PE~220-240V 50-60Hz, G=3/N/PE~415V 50-60Hz, H=3/PE~220-230V 50-60Hz, K=3/PE~380-400V 50-60Hz, L=3/PE~415V 50-60Hz, M=3/PE~440V 60Hz, P=1/N/PE~220-230V 50-60Hz, R=2/PE~220-240V 50-60Hz, U=1/N/PE~240V 50-60Hz, V=3/PE~240V 50-60Hz, W=1/N/PE~100-110V 50-60Hz



22\_002ae

## Spare parts

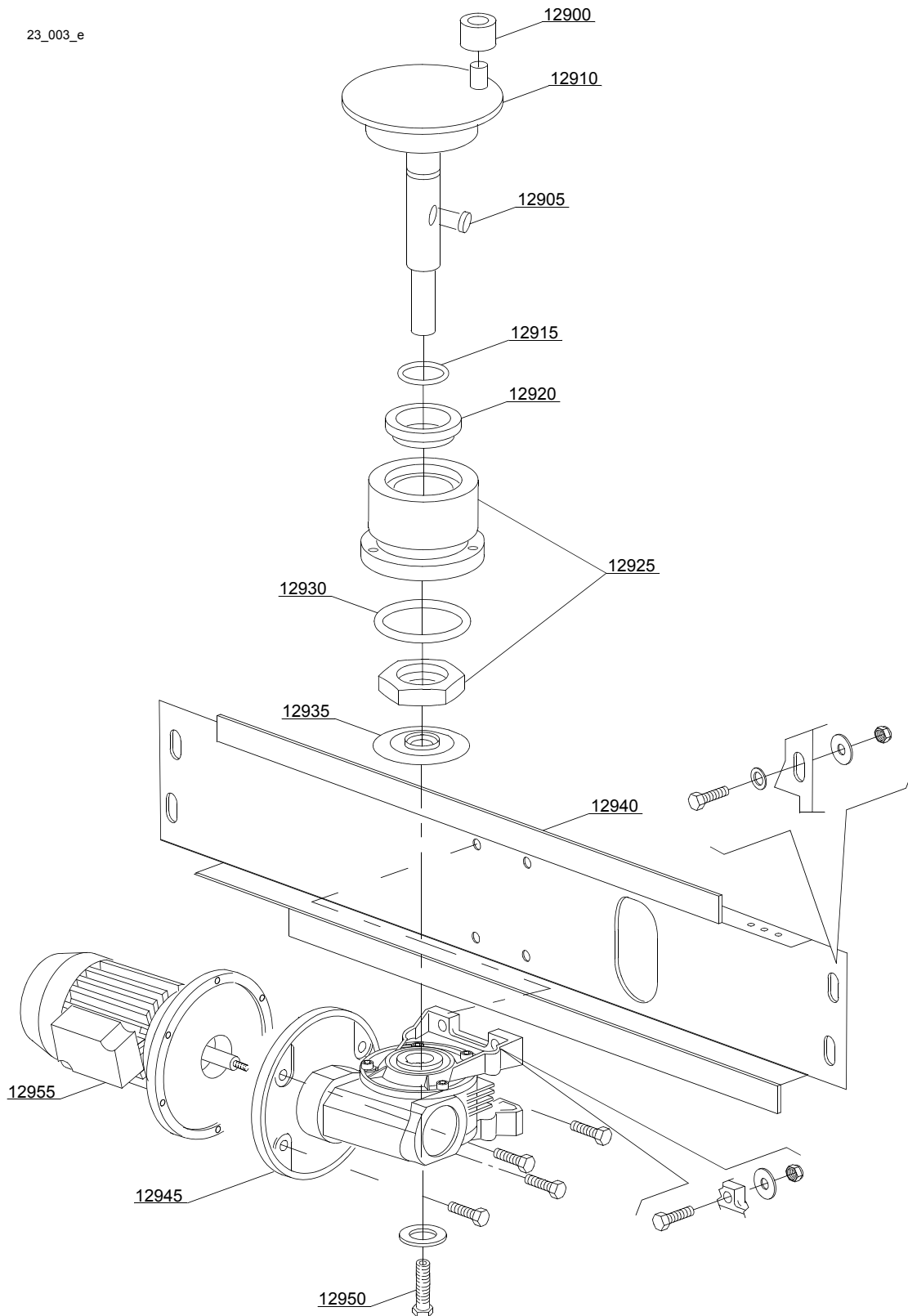
ID	P-code	SN from	SN to	Mod.	Acces.	Volt	Description
<b>Module:DVGW valve</b>							
12300	9891710		-	em,e,uw			DVGW valvola assembly
12305	11807		-	em,e,uw			Clamp aisi430 12/22
12310	15280		-	em,e,uw			Valve body center
12315	15281		-	em,e,uw			Flat valve
12320	15282		-	em,e,uw			Flat valve cover
12325	15283		-	em,e,uw			Valve gasket
12330	15284		-	em,e,uw			Sphere
12335	15285		-	em,e,uw			O-ring 115 KTW

em=ELECTROMECHANICAL SWITCHES, e=ELECTRONICAL SWITCHES, uw=LOWER AND UPPER WASHER  
24=24

hr=HEAT RECOVERY - TR98, hp=HEAT PUMP - TR99, sc9=STEAM CONDENSER - LC 91, csa=CONVEYOR SPEED ADJUSTING - LC 101, 972=90°MOTORIZED CHAIN CONVEYOR - LC 97/2, 973=180°MOTORIZED CHAIN CONVEYOR - LC 97/3, 974=DRYER WITH 90° MOTORIZED CHAIN CONVEYOR - LC 97/4, 975=DRYER WITH 180° MOTORIZED CHAIN CONVEYOR - LC 97/5, d9=DRYER - LC 90, d92=DRYER - LC 90/2, d929=DRYER - LC 90/900, cw=ADDITIONAL BOILER FOR COLD WATER SUPPLY, dvgw=DVGW VALVE SYSTEM, des=DETERGENT ECONOMIZER SYSTEM, szc9=SPLASH ZONE WITH CILINDER - LC 94, ti=TANK INSULATION, ds=DOUBLE SKIN, bp=BOOSTER PUMP, sdn3=DISPENSER SYSTEM SDN-3, 98=ANGLE LOADING TABLE - LC 98

A=3/N/PE~380-400V 50-60Hz, D=3/PE~200-210V 50-60Hz, F=2/PE~220-240V 50-60Hz, G=3/N/PE~415V 50-60Hz, H=3/PE~220-230V 50-60Hz, K=3/PE~380-400V 50-60Hz, L=3/PE~415V 50-60Hz, M=3/PE~440V 60Hz, P=1/N/PE~220-230V 50-60Hz, R=2/PE~220-240V 50-60Hz, U=1/N/PE~240V 50-60Hz, V=3/PE~240V 50-60Hz, W=1/N/PE~100-110V 50-60Hz

23\_003\_e



## Spare parts

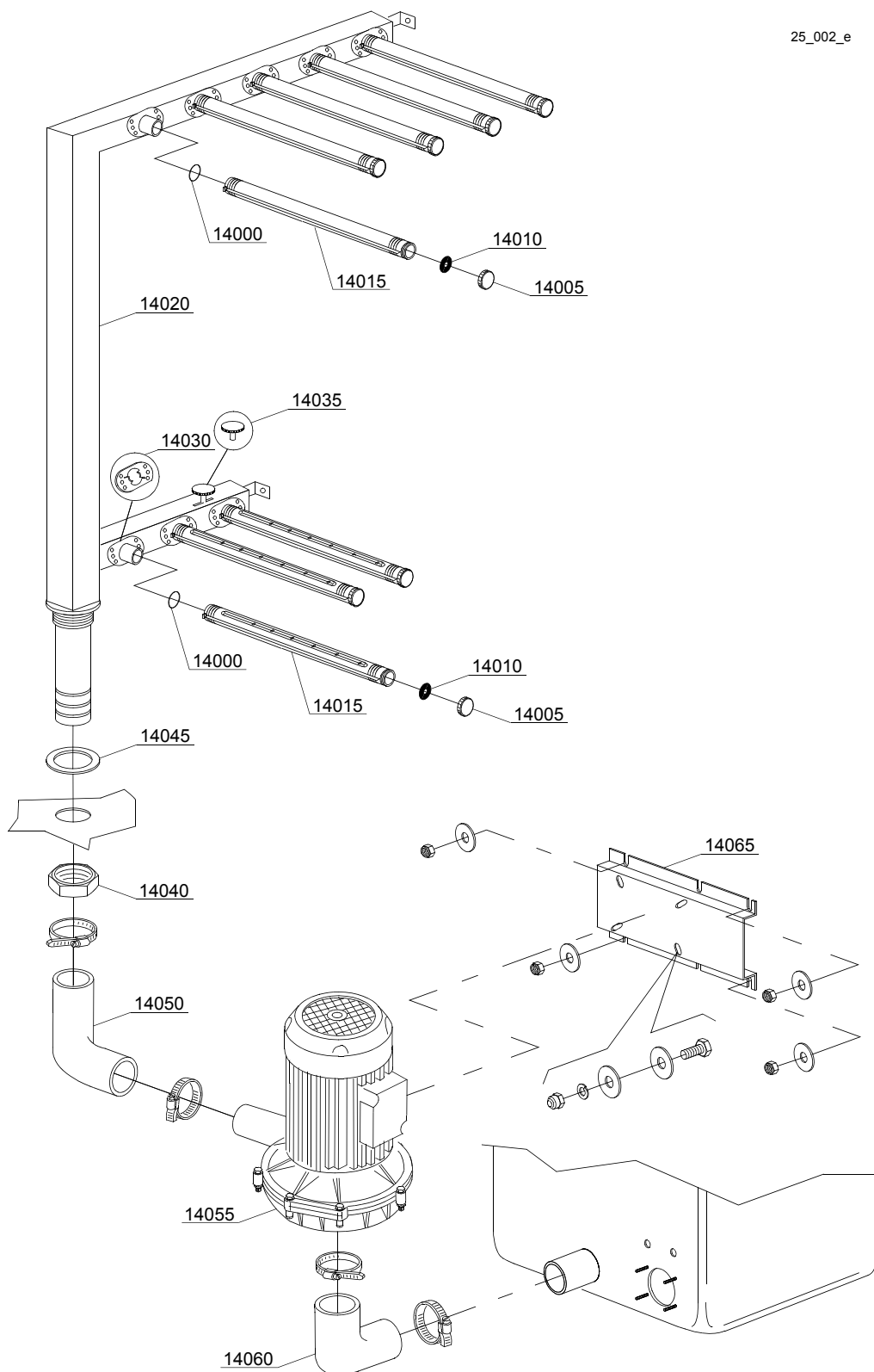
ID	P-code	SN from	SN to	Mod.	Acces.	Volt	Description
<b>Module:Motorgear components module 900</b>							
12900	3003012		-	em,e,uw			Conveyor roller
12905	2001046		-	em,e,uw			Key
12910	3003116		-	em,e,uw			Crank shaft
12915	13023		-	em,e,uw			O-ring 131 (4093)
12920	13024		-	em,e,uw			Oil splash guard DEM 40 TC 30x42x7 with spring
12925	3004131		-	em,e,uw			Coupling part serie
12930	13015		-	em,e,uw			O-ring 160 (6225)
12935	3004161		-	em,e,uw			Protection disk
12940	3009149		-	em,e,uw			Motorgear support
12945	3000212		-	em,e,uw			Gear right 1:60 (60Hz)
12945	3000214		-	em,e,uw			Gear right 1:45
12945	3000215		-	em,e,uw			Gear left 1:45 (60Hz)
12950	11165		-	em,e,uw			Screw
12955	3000110		-	em,e,uw		A	Conveyor motor - 6/8P 400/415V 50Hz
12955	3000109		-	em,e,uw			Conveyor motor - 6/8P 230V 50Hz

em=ELECTROMECHANICAL SWITCHES, e=ELECTRONICAL SWITCHES, uw=LOWER AND UPPER WASHER  
24=24

hr=HEAT RECOVERY - TR98, hp=HEAT PUMP - TR99, sc9=STEAM CONDENSER - LC 91, csa=CONVEYOR SPEED ADJUSTING - LC 101, 972=90°MOTORIZED CHAIN CONVEYOR - LC 97/2, 973=180°MOTORIZED CHAIN CONVEYOR - LC 97/3, 974=DRYER WITH 90° MOTORIZED CHAIN CONVEYOR - LC 97/4, 975=DRYER WITH 180° MOTORIZED CHAIN CONVEYOR - LC 97/5, d9=DRYER - LC 90, d92=DRYER - LC 90/2, d929=DRYER - LC 90/900, cw=ADDITIONAL BOILER FOR COLD WATER SUPPLY, dvgw=DVGW VALVE SYSTEM, des=DETERGENT ECONOMIZER SYSTEM, szc9=SPLASH ZONE WITH CILINDER - LC 94, ti=TANK INSULATION, ds=DOUBLE SKIN, bp=BOOSTER PUMP, sdn3=DISPENSER SYSTEM SDN-3, 98=ANGLE LOADING TABLE - LC 98

A=3/N/PE~380-400V 50-60Hz, D=3/PE~200-210V 50-60Hz, F=2/PE~220-240V 50-60Hz, G=3/N/PE~415V 50-60Hz, H=3/PE~220-230V 50-60Hz, K=3/PE~380-400V 50-60Hz, L=3/PE~415V 50-60Hz, M=3/PE~440V 60Hz, P=1/N/PE~220-230V 50-60Hz, R=2/PE~220-240V 50-60Hz, U=1/N/PE~240V 50-60Hz, V=3/PE~240V 50-60Hz, W=1/N/PE~100-110V 50-60Hz

25\_002\_e





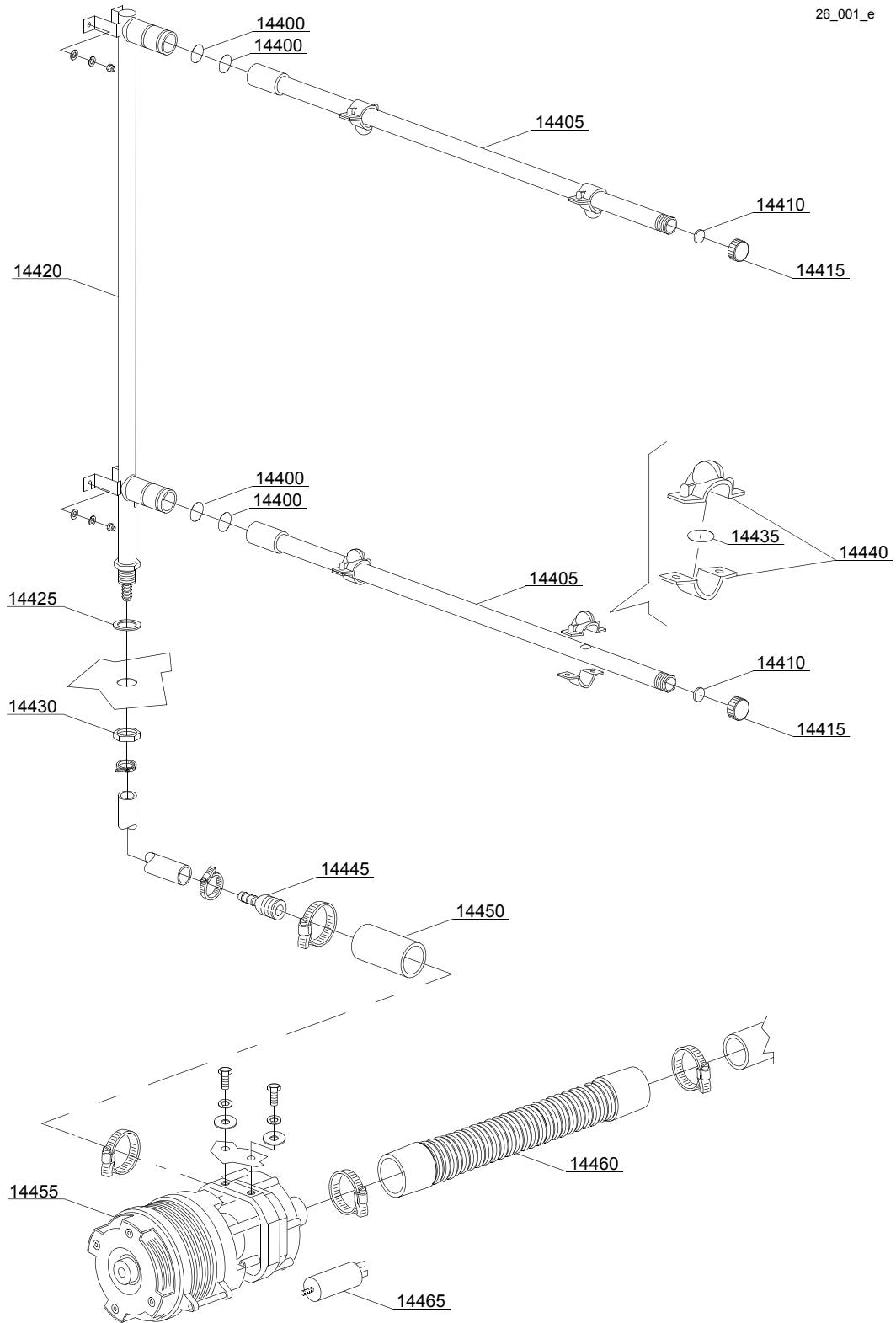
## Spare parts

ID	P-code	SN from	SN to	Mod.	Acces.	Volt	Description
<b>Module:Washing components 5+3</b>							
14000	13028		-	em,e,uw			O-ring 3,6x30,8x38 R-23
14005	80304		-	em,e,uw			Arm plug
14010	80305		-	em,e,uw			Gasket
14015	3004147		-	em,e,uw			Wash arm
14020	3004142		-	em,e,uw			Right wash ramp
14020	3004143		-	em,e,uw			Left wash ramp
14030	3004148		-	em,e,uw			Arm connection flange
14035	3004146		-	em,e,uw			Water flow adjuster
14040	10600012		-	em,e,uw			Flat nut
14045	10200173/A		-	em,e,uw			Gasket 75x58x3
14050	3004025		-	em,e,uw			Elbow coupling press.
14055	88106		-	em,e,uw		A	Pump 2 kW
14055	88106/B		-	em,e,uw		H	Pump 2 kW - 220/380-415 V 60Hz
14055	88106/E		-	em,e,uw			Pump 2 kW - 240/415 V 50Hz
14060	3002020		-	em,e,uw			Suction elbow coupling
14065	3009113		-	em,e,uw			Pump support

em=ELECTROMECHANICAL SWITCHES, e=ELECTRONICAL SWITCHES, uw=LOWER AND UPPER WASHER  
24=24

hr=HEAT RECOVERY - TR98, hp=HEAT PUMP - TR99, sc9=STEAM CONDENSER - LC 91, csa=CONVEYOR SPEED ADJUSTING - LC 101, 972=90°MOTORIZED CHAIN CONVEYOR - LC 97/2, 973=180°MOTORIZED CHAIN CONVEYOR - LC 97/3, 974=DRYER WITH 90° MOTORIZED CHAIN CONVEYOR - LC 97/4, 975=DRYER WITH 180° MOTORIZED CHAIN CONVEYOR - LC 97/5, d9=DRYER - LC 90, d92=DRYER - LC 90/2, d929=DRYER - LC 90/900, cw=ADDITIONAL BOILER FOR COLD WATER SUPPLY, dvgw=DVGW VALVE SYSTEM, des=DETERGENT ECONOMIZER SYSTEM, szc9=SPLASH ZONE WITH CILINDER - LC 94, ti=TANK INSULATION, ds=DOUBLE SKIN, bp=BOOSTER PUMP, sdn3=DISPENSER SYSTEM SDN-3, 98=ANGLE LOADING TABLE - LC 98

A=3/N/PE~380-400V 50-60Hz, D=3/PE~200-210V 50-60Hz, F=2/PE~220-240V 50-60Hz, G=3/N/PE~415V 50-60Hz, H=3/PE~220-230V 50-60Hz, K=3/PE~380-400V 50-60Hz, L=3/PE~415V 50-60Hz, M=3/PE~440V 60Hz, P=1/N/PE~220-230V 50-60Hz, R=2/PE~220-240V 50-60Hz, U=1/N/PE~240V 50-60Hz, V=3/PE~240V 50-60Hz, W=1/N/PE~100-110V 50-60Hz



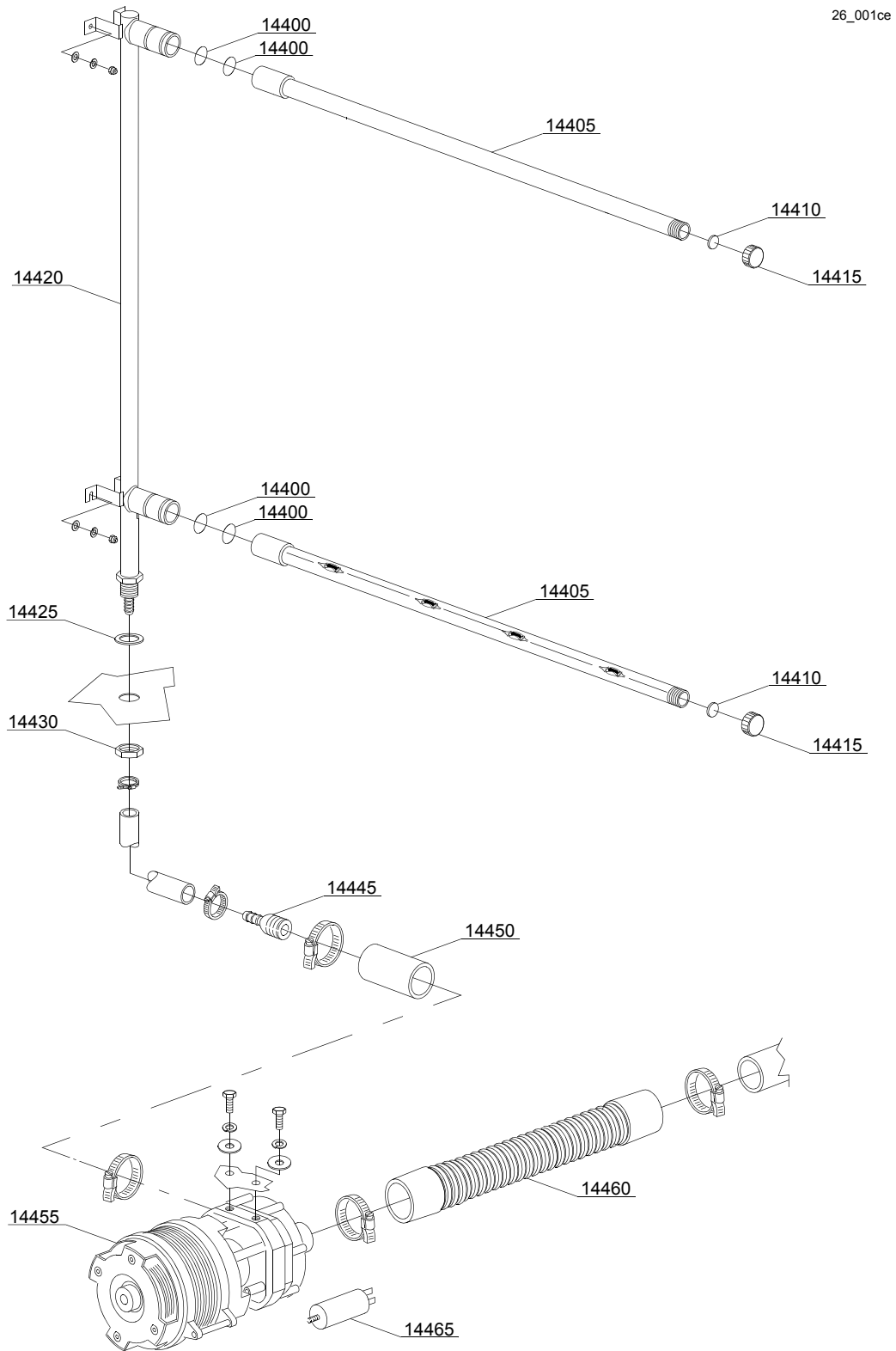
## Spare parts

ID	P-code	SN from	SN to	Mod.	Acces.	Volt	Description
<b>Module:Prerinsing components</b>							
14400	13025		-	em,e,uw			O-ring 2081
14405	3003903		-	em,e,uw			Prewashing arm 2 nozzle
14410	2002051		-	em,e,uw			Gasket EPDM 17.5x1.5
14415	2002054		-	em,e,uw			Plug for arm
14420	3003953		-	em,e,uw			Prerinsing ramp
14425	13326		-	em,e,uw			Gasket 38x27x2
14430	2200103		-	em,e,uw			Nut
14435	13009		-	em,e,uw			O-ring 2050
14440	10746/A		-	em,e,uw			Nozzle pr
14445	3003122		-	em,e,uw			Hose connection
14450	10718		-	em,e,uw			Pump elbow
14455	10501/C		-	em,e,uw		A	Prerinsing pump 100W
14460	18767/A		-	em,e,uw			Coupling
14465	10702		-	em,e,uw			5 uF condenser

em=ELECTROMECHANICAL SWITCHES, e=ELECTRONICAL SWITCHES, uw=LOWER AND UPPER WASHER  
24=24

hr=HEAT RECOVERY - TR98, hp=HEAT PUMP - TR99, sc9=STEAM CONDENSER - LC 91, csa=CONVEYOR SPEED ADJUSTING - LC 101, 972=90°MOTORIZED CHAIN CONVEYOR - LC 97/2, 973=180°MOTORIZED CHAIN CONVEYOR - LC 97/3, 974=DRYER WITH 90° MOTORIZED CHAIN CONVEYOR - LC 97/4, 975=DRYER WITH 180° MOTORIZED CHAIN CONVEYOR - LC 97/5, d9=DRYER - LC 90, d92=DRYER - LC 90/2, d929=DRYER - LC 90/900, cw=ADDITIONAL BOILER FOR COLD WATER SUPPLY, dvgw=DVGW VALVE SYSTEM, des=DETERGENT ECONOMIZER SYSTEM, szc9=SPLASH ZONE WITH CILINDER - LC 94, ti=TANK INSULATION, ds=DOUBLE SKIN, bp=BOOSTER PUMP, sdn3=DISPENSER SYSTEM SDN-3, 98=ANGLE LOADING TABLE - LC 98

A=3/N/PE~380-400V 50-60Hz, D=3/PE~200-210V 50-60Hz, F=2/PE~220-240V 50-60Hz, G=3/N/PE~415V 50-60Hz, H=3/PE~220-230V 50-60Hz, K=3/PE~380-400V 50-60Hz, L=3/PE~415V 50-60Hz, M=3/PE~440V 60Hz, P=1/N/PE~220-230V 50-60Hz, R=2/PE~220-240V 50-60Hz, U=1/N/PE~240V 50-60Hz, V=3/PE~240V 50-60Hz, W=1/N/PE~100-110V 50-60Hz



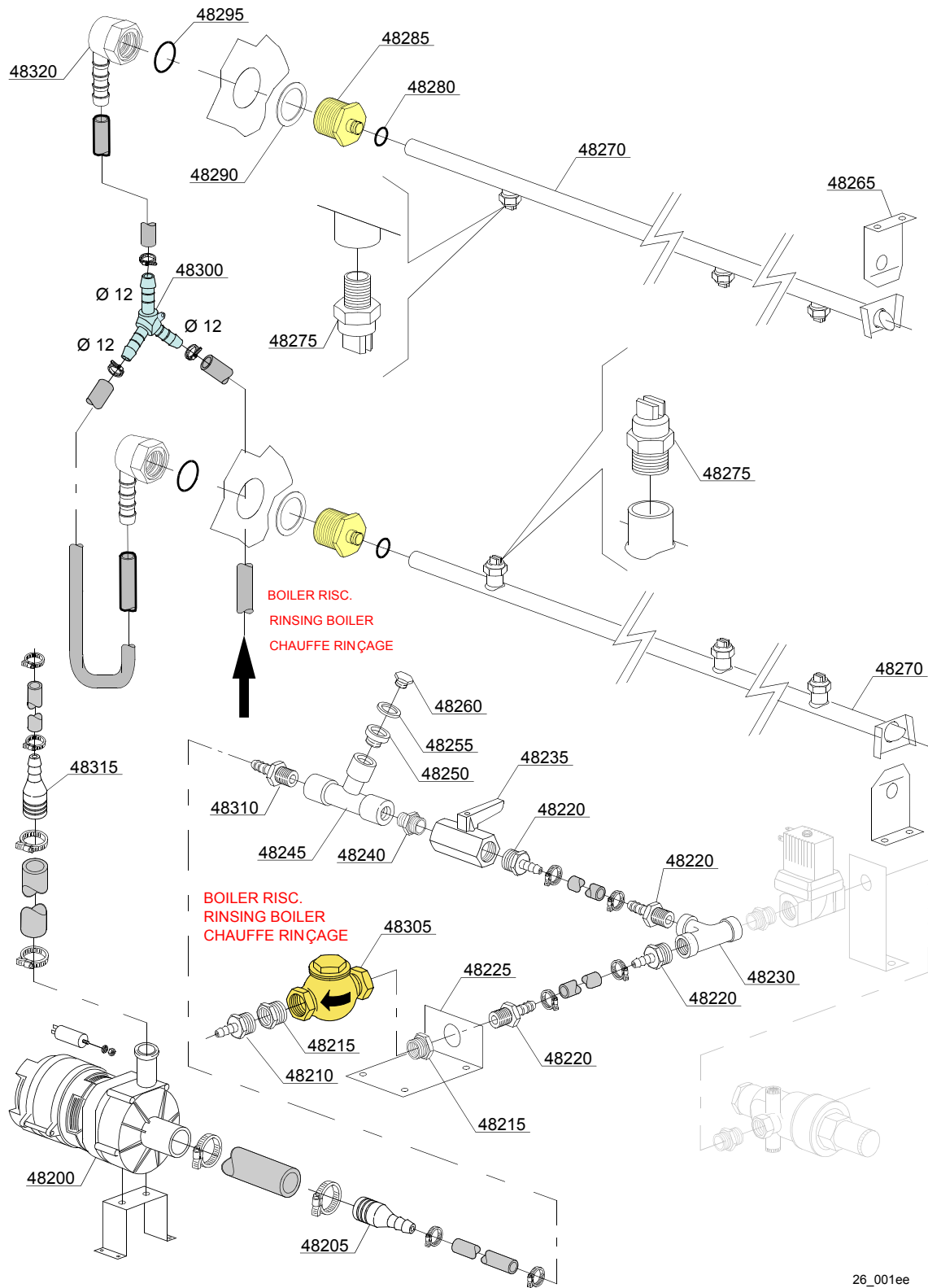
## Spare parts

ID	P-code	SN from	SN to	Mod.	Acces.	Volt	Description
<b>Module:Prerinsing components</b>							
14400	13025		-	em,e,uw			O-ring 2081
14405	3020102		-	em,e,uw			Prewashing arm 4 nozzle
14410	2002051		-	em,e,uw			Gasket EPDM 17.5x1.5
14415	2002054		-	em,e,uw			Plug for arm
14420	3003953		-	em,e,uw			Prerinsing ramp
14425	13326		-	em,e,uw			Gasket 38x27x2
14430	2200103		-	em,e,uw			Nut
14445	3003063		-	em,e,uw			Hose connection
14450	10718		-	em,e,uw			Pump elbow
14455	10501/C		-	em,e,uw		A	Prerinsing pump 100W
14460	18767/A		-	em,e,uw			Coupling
14465	10702		-	em,e,uw			5 uF condenser

em=ELECTROMECHANICAL SWITCHES, e=ELECTRONICAL SWITCHES, uw=LOWER AND UPPER WASHER  
24=24

hr=HEAT RECOVERY - TR98, hp=HEAT PUMP - TR99, sc9=STEAM CONDENSER - LC 91, csa=CONVEYOR SPEED  
ADJUSTING - LC 101, 972=90°MOTORIZED CHAIN CONVEYOR - LC 97/2, 973=180°MOTORIZED CHAIN CON-  
VEYOR - LC 97/3, 974=DRYER WITH 90° MOTORIZED CHAIN CONVEYOR - LC 97/4, 975=DRYER WITH 180° MO-  
TORIZED CHAIN CONVEYOR - LC 97/5, d9=DRYER - LC 90, d92=DRYER - LC 90/2, d929=DRYER - LC 90/900,  
cw=ADDITIONAL BOILER FOR COLD WATER SUPPLY, dvgw=DVGW VALVE SYSTEM, des=DETERGENT ECON-  
OMIZER SYSTEM, szc9=SPLASH ZONE WITH CILINDER - LC 94, ti=TANK INSULATION, ds=DOUBLE SKIN,  
bp=BOOSTER PUMP, sdn3=DISPENSER SYSTEM SDN-3, 98=ANGLE LOADING TABLE - LC 98

A=3/N/PE~380-400V 50-60Hz, D=3/PE~200-210V 50-60Hz, F=2/PE~220-240V 50-60Hz, G=3/N/PE~415V 50-60Hz,  
H=3/PE~220-230V 50-60Hz, K=3/PE~380-400V 50-60Hz, L=3/PE~415V 50-60Hz, M=3/PE~440V 60Hz, P=1/N/PE~220-  
230V 50-60Hz, R=2/PE~220-240V 50-60Hz, U=1/N/PE~240V 50-60Hz, V=3/PE~240V 50-60Hz, W=1/N/PE~100-110V  
50-60Hz



26\_001ee

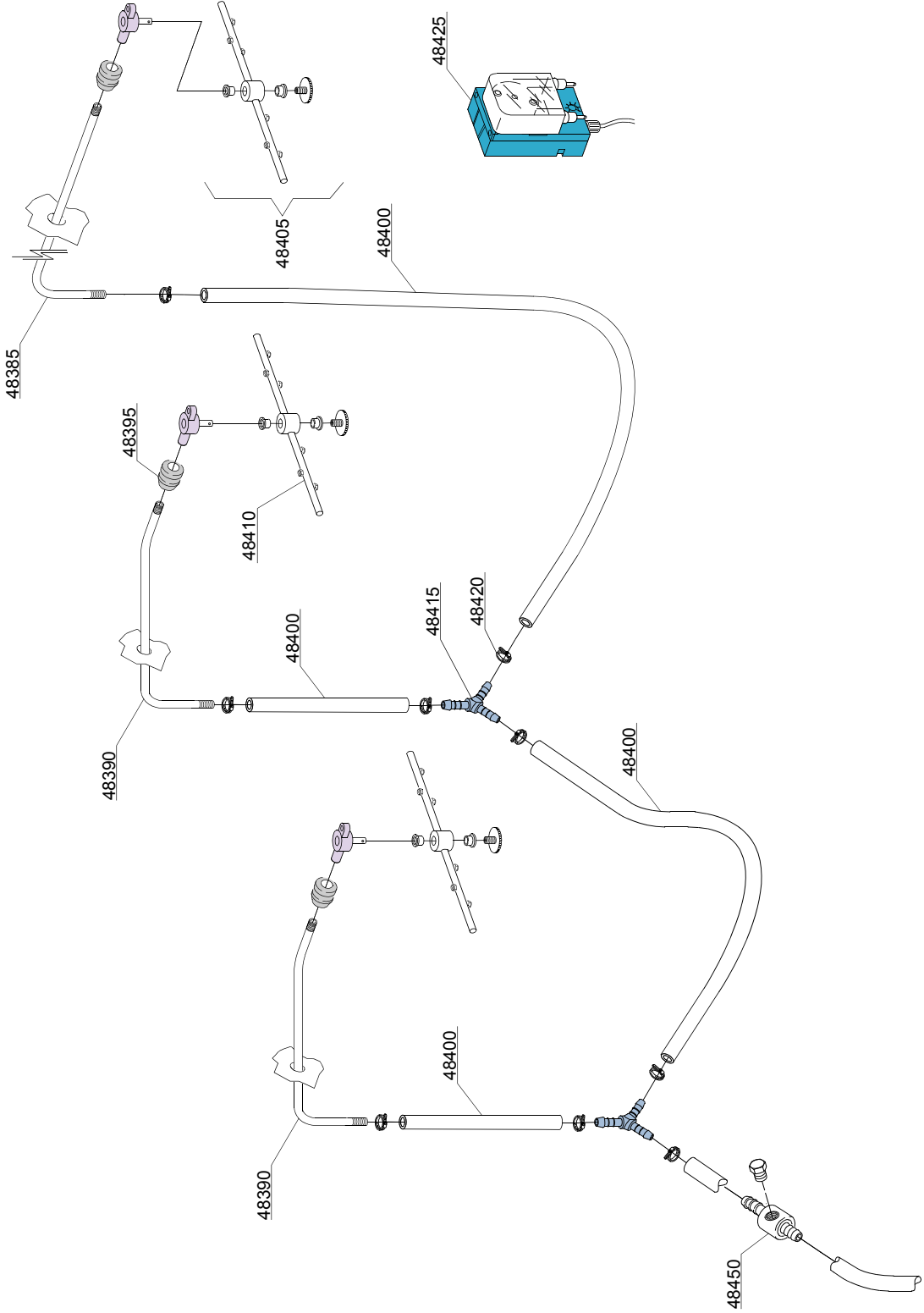
## Spare parts

ID	P-code	SN from	SN to	Mod.	Acces.	Volt	Description
<b>Module:Third rinsing components</b>							
48200	10501/C		-	em,e,uw			Pump 0,10 HP
48205	3003063		-	em,e,uw			Reducer
48210	12023		-	em,e,uw			1/2"Hose holder Ø 12/20
48215	12024		-	em,e,uw			3/4"M - 1/2"F Reduction nipples
48220	12023		-	em,e,uw			1/2"Hose holder Ø 12/20
48225	3009439		-	em,e,uw			Valve support
48230	12028		-	em,e,uw			"T" pipe 1/2" F-F-F
48235	3002140		-	em,e,uw			Tap 1/2" F-F
48240	12033		-	em,e,uw			Pipe 1/4" M - 1/2"
48245	12008		-	em,e,uw		A	Pipe 1/4" F-F-F
48250	12032		-	em,e,uw			Reduction 1/8"F - 1/4"M
48255	13309		-	em,e,uw			Ø 10x14x1,5 Gasket
48260	12002		-	em,e,uw			Plug 1/8"M
48265	3003905		-	em,e,uw			Support rinsing arm
48270	3003124		-	em,e,uw			Rinsing arm 3 nozzle
48275	2200119		-	em,e,uw			Inox rinsing nozzle ( 1/8C2-01/110°)
48280	13025		-	em,e,uw			O-ring Gasket 2081
48285	3003125		-	em,e,uw			Rinsing graft arm
48290	3009387		-	em,e,uw			12/10 Metal plain washer
48295	3003130		-	em,e,uw			OR gasket 123 NBR
48300	540091		-	em,e,uw			"Y" Axis rinsing
48305	3002115		-	em,e,uw			Unidirectional valve 3/4"
48310	12005		-	em,e,uw			1/4"G Hose holder ( OT - NI ) Ø 12
48315	3003063		-	em,e,uw			Reducer
48320	3003129		-	em,e,uw			3/8"G Rubber holder elbow

em=ELECTROMECHANICAL SWITCHES, e=ELECTRONICAL SWITCHES, uw=LOWER AND UPPER WASHER  
24=24

hr=HEAT RECOVERY - TR98, hp=HEAT PUMP - TR99, sc9=STEAM CONDENSER - LC 91, csa=CONVEYOR SPEED  
ADJUSTING - LC 101, 972=90°MOTORIZED CHAIN CONVEYOR - LC 97/2, 973=180°MOTORIZED CHAIN CON-  
VEYOR - LC 97/3, 974=DRYER WITH 90° MOTORIZED CHAIN CONVEYOR - LC 97/4, 975=DRYER WITH 180° MO-  
TORIZED CHAIN CONVEYOR - LC 97/5, d9=DRYER - LC 90, d92=DRYER - LC 90/2, d929=DRYER - LC 90/900,  
cw=ADDITIONAL BOILER FOR COLD WATER SUPPLY, dvgw=DVGW VALVE SYSTEM, des=DETERGENT ECON-  
OMIZER SYSTEM, szc9=SPLASH ZONE WITH CILINDER - LC 94, ti=TANK INSULATION, ds=DOUBLE SKIN,  
bp=BOOSTER PUMP, sdn3=DISPENSER SYSTEM SDN-3, 98=ANGLE LOADING TABLE - LC 98

A=3/N/PE~380-400V 50-60Hz, D=3/PE~200-210V 50-60Hz, F=2/PE~220-240V 50-60Hz, G=3/N/PE~415V 50-60Hz,  
H=3/PE~220-230V 50-60Hz, K=3/PE~380-400V 50-60Hz, L=3/PE~415V 50-60Hz, M=3/PE~440V 60Hz, P=1/N/PE~220-  
230V 50-60Hz, R=2/PE~220-240V 50-60Hz, U=1/N/PE~240V 50-60Hz, V=3/PE~240V 50-60Hz, W=1/N/PE~100-110V  
50-60Hz



26\_002.xe



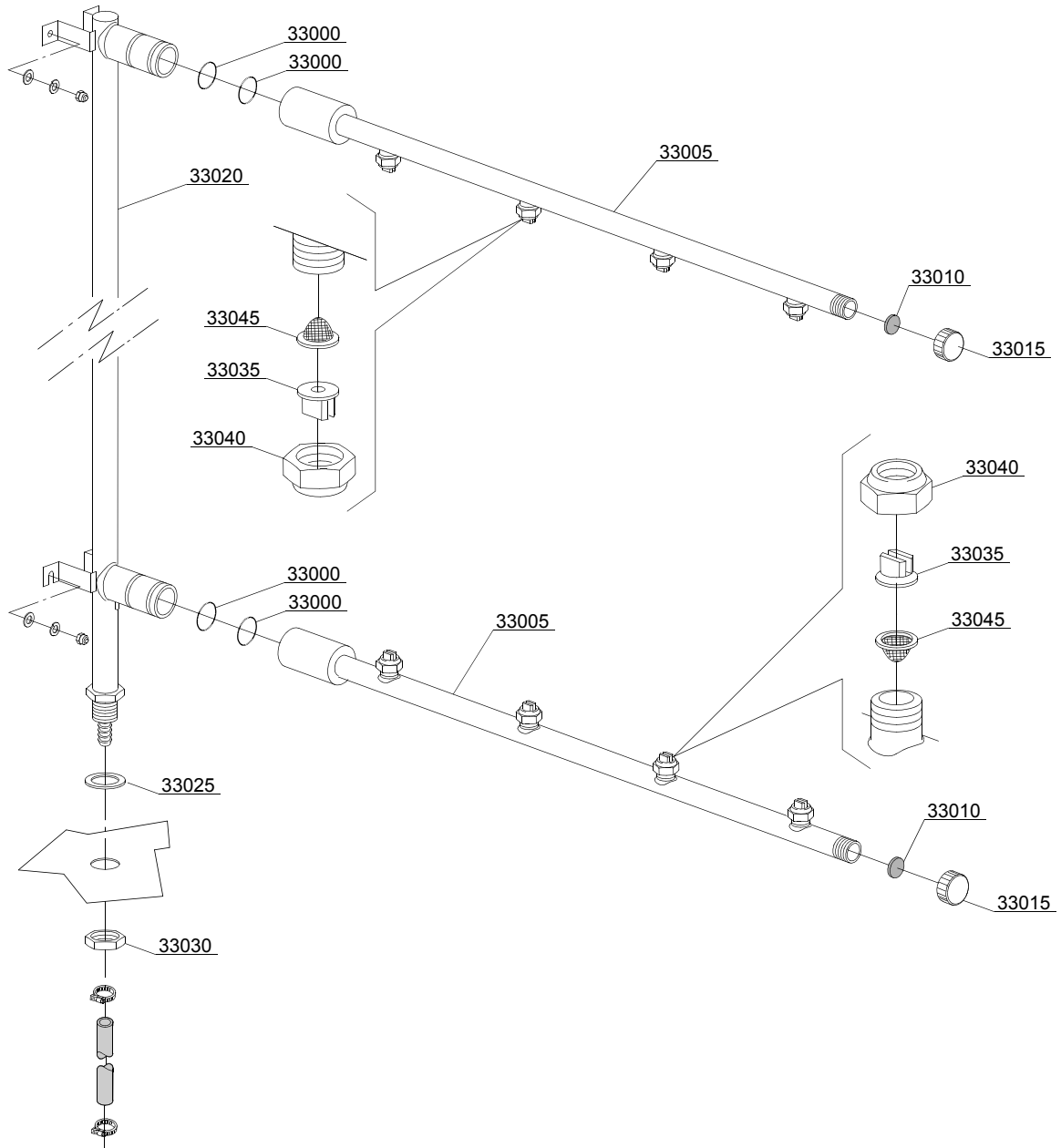
## Spare parts

ID	P-code	SN from	SN to	Mod.	Acces.	Volt	Description
<b>Module: System components sanitization</b>							
48385	391065		-	em,e,uw			Rinse sanitization
48390	392045		-	em,e,uw			Rinse sanitization DX
48390	392046		-	em,e,uw			Rinse sanitization SX
48395	13304		-	em,e,uw			Pipe pas O-ring
48400	14506		-	em,e,uw			EPDM Ø10x17 rubber pipe
48405	75918		-	em,e,uw			Rotor sanitization group
48410	391066		-	em,e,uw			Sanitization rotor
48415	540090		-	em,e,uw			Ø 10 Plastic 3 ways connection
48420	11800		-	em,e,uw			8/16 Clamp
48425	391067		-	em,e,uw			Dosing sanitization system 220/50 3L/H
48450	3003906		-	em,e,uw			Sanitization connection

em=ELECTROMECHANICAL SWITCHES, e=ELECTRONICAL SWITCHES, uw=LOWER AND UPPER WASHER  
24=24

hr=HEAT RECOVERY - TR98, hp=HEAT PUMP - TR99, sc9=STEAM CONDENSER - LC 91, csa=CONVEYOR SPEED ADJUSTING - LC 101, 972=90°MOTORIZED CHAIN CONVEYOR - LC 97/2, 973=180°MOTORIZED CHAIN CONVEYOR - LC 97/3, 974=DRYER WITH 90° MOTORIZED CHAIN CONVEYOR - LC 97/4, 975=DRYER WITH 180° MOTORIZED CHAIN CONVEYOR - LC 97/5, d9=DRYER - LC 90, d92=DRYER - LC 90/2, d929=DRYER - LC 90/900, cw=ADDITIONAL BOILER FOR COLD WATER SUPPLY, dvgw=DVGW VALVE SYSTEM, des=DETERGENT ECONOMIZER SYSTEM, szc9=SPLASH ZONE WITH CILINDER - LC 94, ti=TANK INSULATION, ds=DOUBLE SKIN, bp=BOOSTER PUMP, sdn3=DISPENSER SYSTEM SDN-3, 98=ANGLE LOADING TABLE - LC 98  
A=3/N/PE~380-400V 50-60Hz, D=3/PE~200-210V 50-60Hz, F=2/PE~220-240V 50-60Hz, G=3/N/PE~415V 50-60Hz, H=3/PE~220-230V 50-60Hz, K=3/PE~380-400V 50-60Hz, L=3/PE~415V 50-60Hz, M=3/PE~440V 60Hz, P=1/N/PE~220-230V 50-60Hz, R=2/PE~220-240V 50-60Hz, U=1/N/PE~240V 50-60Hz, V=3/PE~240V 50-60Hz, W=1/N/PE~100-110V 50-60Hz

28\_005ae



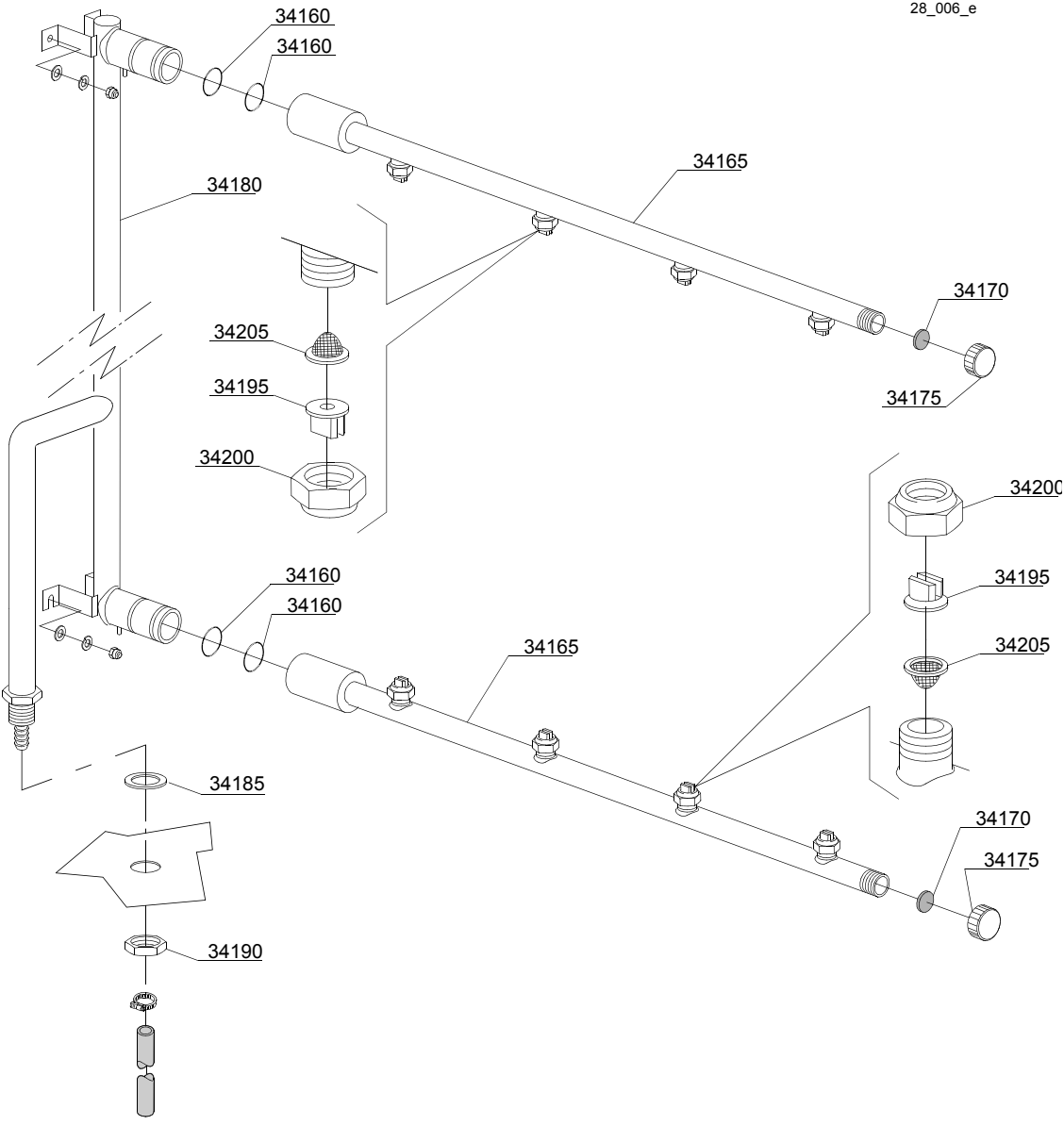
## Spare parts

ID	P-code	SN from	SN to	Mod.	Acces.	Volt	Description
<b>Module:Rinsing components</b>							
33000	13025		-	em,e,uw			O-ring 2081
33005	3003080		-	em,e,uw			Rinsing arm 4 nozzle
33010	2002051		-	em,e,uw			Gasket EPDM 17.5x1.5
33015	2002054		-	em,e,uw			Plug for arm
33020	3003954		-	em,e,uw			Rinsing ramp [ mod 220,240,310,330,510 ]
33025	13326		-	em,e,uw			Gasket 38x27x2
33030	2200103		-	em,e,uw			Nut
33035	2200114		-	em,e,uw			Nozzle
33040	2200116		-	em,e,uw			Nut
33045	2200117		-	em,e,uw			Filter

em=ELECTROMECHANICAL SWITCHES, e=ELECTRONICAL SWITCHES, uw=LOWER AND UPPER WASHER  
24=24

hr=HEAT RECOVERY - TR98, hp=HEAT PUMP - TR99, sc9=STEAM CONDENSER - LC 91, csa=CONVEYOR SPEED ADJUSTING - LC 101, 972=90°MOTORIZED CHAIN CONVEYOR - LC 97/2, 973=180°MOTORIZED CHAIN CONVEYOR - LC 97/3, 974=DRYER WITH 90° MOTORIZED CHAIN CONVEYOR - LC 97/4, 975=DRYER WITH 180° MOTORIZED CHAIN CONVEYOR - LC 97/5, d9=DRYER - LC 90, d92=DRYER - LC 90/2, d929=DRYER - LC 90/900, cw=ADDITIONAL BOILER FOR COLD WATER SUPPLY, dvgw=DVGW VALVE SYSTEM, des=DETERGENT ECONOMIZER SYSTEM, szc9=SPLASH ZONE WITH CILINDER - LC 94, ti=TANK INSULATION, ds=DOUBLE SKIN, bp=BOOSTER PUMP, sdn3=DISPENSER SYSTEM SDN-3, 98=ANGLE LOADING TABLE - LC 98

A=3/N/PE~380-400V 50-60Hz, D=3/PE~200-210V 50-60Hz, F=2/PE~220-240V 50-60Hz, G=3/N/PE~415V 50-60Hz, H=3/PE~220-230V 50-60Hz, K=3/PE~380-400V 50-60Hz, L=3/PE~415V 50-60Hz, M=3/PE~440V 60Hz, P=1/N/PE~220-230V 50-60Hz, R=2/PE~220-240V 50-60Hz, U=1/N/PE~240V 50-60Hz, V=3/PE~240V 50-60Hz, W=1/N/PE~100-110V 50-60Hz



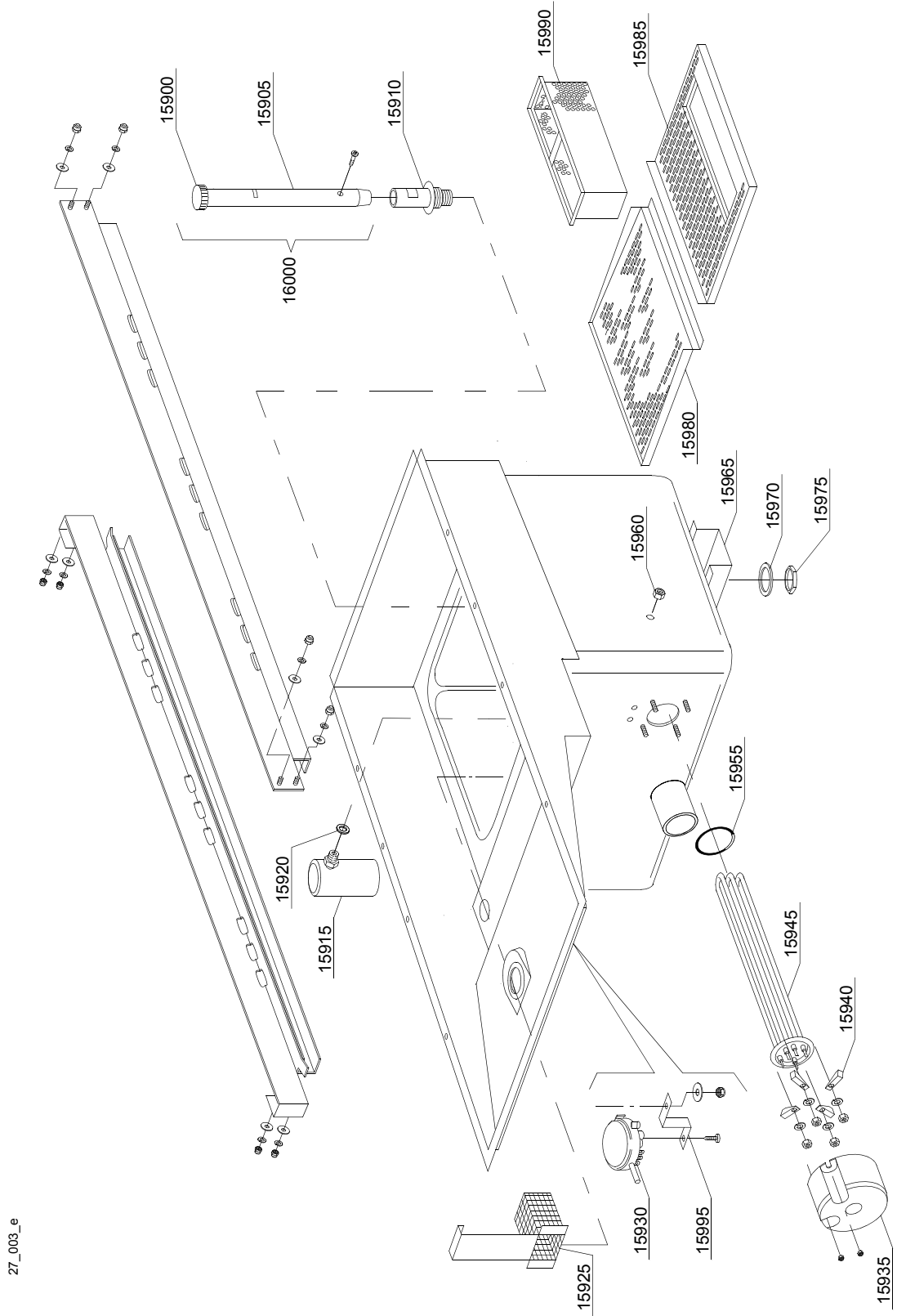
## Spare parts

ID	P-code	SN from	SN to	Mod.	Acces.	Volt	Description
<b>Module:Rinsing components</b>							
34160	13025		-	em,uw			O-ring 2081
34165	3003080		-	em,uw			Rinsing arm 4 nozzle
34170	2002051		-	em,uw			Gasket EPDM 17.5x1.5
34175	2002054		-	em,uw			Plug for arm
34180	3003962/A		-	em,uw			Rinsing ramp
34185	13326		-	em,uw			Gasket 38x27x2
34190	2200103		-	em,uw			3/4 Esa.32x8 Nut
34195	2200118		-	em,uw			Inox nozzle TC1-04/50°
34200	2200116		-	em,uw			Nut
34205	2200117		-	em,uw			Filter

em=ELECTROMECHANICAL SWITCHES, e=ELECTRONICAL SWITCHES, uw=LOWER AND UPPER WASHER  
24=24

hr=HEAT RECOVERY - TR98, hp=HEAT PUMP - TR99, sc9=STEAM CONDENSER - LC 91, csa=CONVEYOR SPEED ADJUSTING - LC 101, 972=90°MOTORIZED CHAIN CONVEYOR - LC 97/2, 973=180°MOTORIZED CHAIN CONVEYOR - LC 97/3, 974=DRYER WITH 90° MOTORIZED CHAIN CONVEYOR - LC 97/4, 975=DRYER WITH 180° MOTORIZED CHAIN CONVEYOR - LC 97/5, d9=DRYER - LC 90, d92=DRYER - LC 90/2, d929=DRYER - LC 90/900, cw=ADDITIONAL BOILER FOR COLD WATER SUPPLY, dvgw=DVGW VALVE SYSTEM, des=DETERGENT ECONOMIZER SYSTEM, szc9=SPLASH ZONE WITH CILINDER - LC 94, ti=TANK INSULATION, ds=DOUBLE SKIN, bp=BOOSTER PUMP, sdn3=DISPENSER SYSTEM SDN-3, 98=ANGLE LOADING TABLE - LC 98

A=3/N/PE~380-400V 50-60Hz, D=3/PE~200-210V 50-60Hz, F=2/PE~220-240V 50-60Hz, G=3/N/PE~415V 50-60Hz, H=3/PE~220-230V 50-60Hz, K=3/PE~380-400V 50-60Hz, L=3/PE~415V 50-60Hz, M=3/PE~440V 60Hz, P=1/N/PE~220-230V 50-60Hz, R=2/PE~220-240V 50-60Hz, U=1/N/PE~240V 50-60Hz, V=3/PE~240V 50-60Hz, W=1/N/PE~100-110V 50-60Hz



27\_003\_e

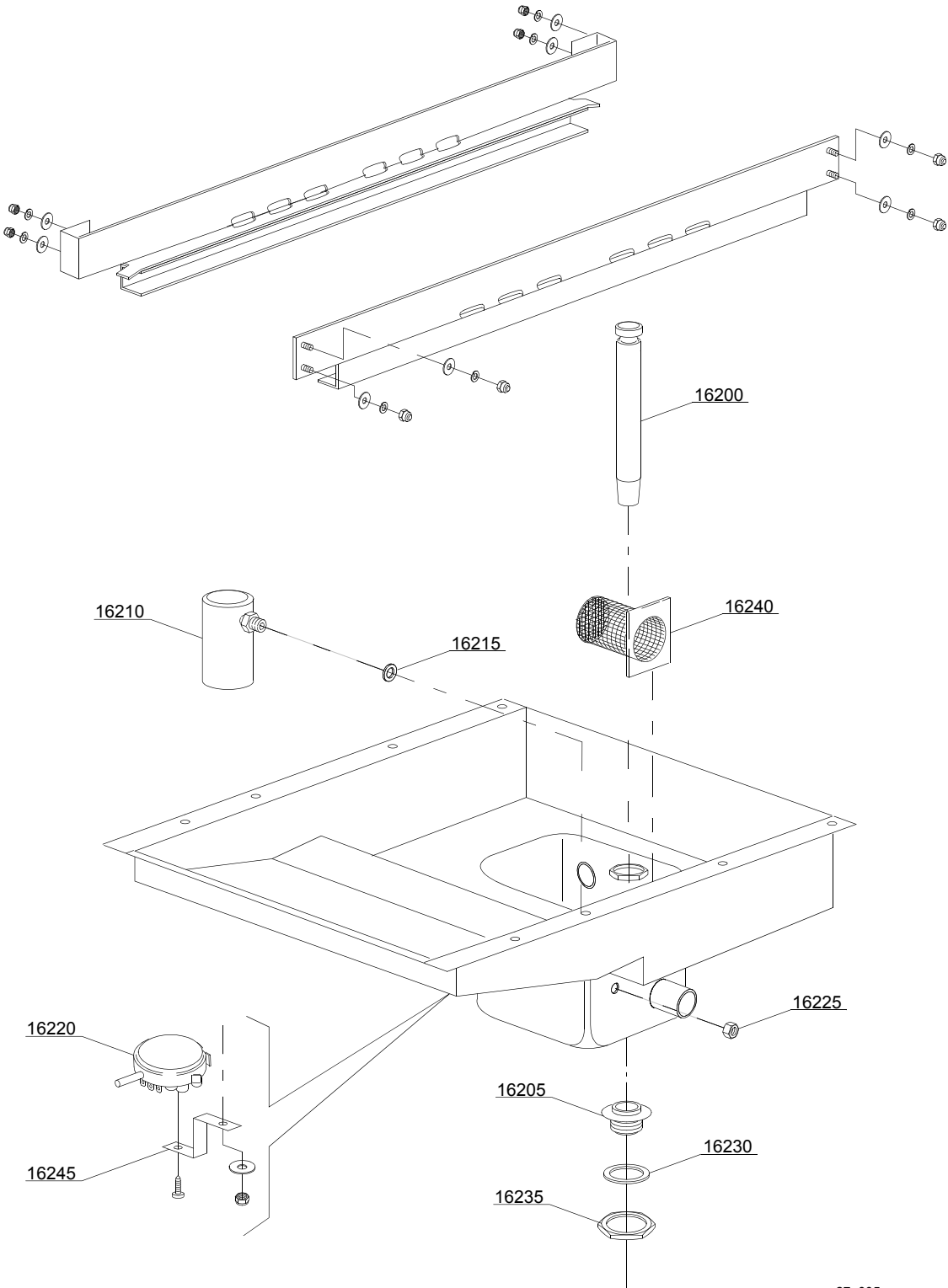
## Spare parts

ID	P-code	SN from	SN to	Mod.	Acces.	Volt	Description
<b>Module: Internal components washing module 900</b>							
15900	88105		-	em,e,uw			Overflow pipe plug
15905	3004094			em,e,uw			Overflow pipe
15905	2000477		-	em,e,uw			Overflow pipe
15910	3004099		-	em,e,uw			Overflow device support
15915	80106		-	em,e,uw			Air trap
15920	13301		-	em,e,uw			Gasket ROLMART 14x8x1.5
15925	3019071		-	em,e,uw			Pump suction-filter
15930	88110		-	em,e,uw			Pressure switch (260-30)
15935	75311		-	em,e,uw			Heating element cover
15940	16045		-	em,e,uw			Heating element support Ø6.3
15945	30001011		-	em,e,uw		A	Heating element 9kW
15945	30001011/A		-	em,e,uw		A	Heating element 12kW
15945	30001011/B		-	em,e,uw		A	Heating element 14kW
15955	13015		-	em,e,uw			O-ring 160 (6225)
15960	11702		-	em,e,uw			Nut
15965	3009299		-	em,e,uw			Tank support
15970	10200173		-	em,e,uw			Gasket 75x58x3
15975	10600012		-	em,e,uw			Flat nut
15980	3009567		-	em,e,uw			Strainer plate, back
15985	3019074		-	em,e,uw			Strainer plate front
15990	3019065		-	em,e,uw			Scrap tray
15995	3009363		-	em,e,uw			Pressure switch support
16000	3004101			em,e,uw			Overflow pipe assembly
16000	3004115		-	em,e,uw			Overflow pipe assembly

em=ELECTROMECHANICAL SWITCHES, e=ELECTRONICAL SWITCHES, uw=LOWER AND UPPER WASHER  
24=24

hr=HEAT RECOVERY - TR98, hp=HEAT PUMP - TR99, sc9=STEAM CONDENSER - LC 91, csa=CONVEYOR SPEED ADJUSTING - LC 101, 972=90°MOTORIZED CHAIN CONVEYOR - LC 97/2, 973=180°MOTORIZED CHAIN CONVEYOR - LC 97/3, 974=DRYER WITH 90° MOTORIZED CHAIN CONVEYOR - LC 97/4, 975=DRYER WITH 180° MOTORIZED CHAIN CONVEYOR - LC 97/5, d9=DRYER - LC 90, d92=DRYER - LC 90/2, d929=DRYER - LC 90/900, cw=ADDITIONAL BOILER FOR COLD WATER SUPPLY, dvgw=DVGW VALVE SYSTEM, des=DETERGENT ECONOMIZER SYSTEM, szc9=SPLASH ZONE WITH CILINDER - LC 94, ti=TANK INSULATION, ds=DOUBLE SKIN, bp=BOOSTER PUMP, sdn3=DISPENSER SYSTEM SDN-3, 98=ANGLE LOADING TABLE - LC 98

A=3/N/PE~380-400V 50-60Hz, D=3/PE~200-210V 50-60Hz, F=2/PE~220-240V 50-60Hz, G=3/N/PE~415V 50-60Hz, H=3/PE~220-230V 50-60Hz, K=3/PE~380-400V 50-60Hz, L=3/PE~415V 50-60Hz, M=3/PE~440V 60Hz, P=1/N/PE~220-230V 50-60Hz, R=2/PE~220-240V 50-60Hz, U=1/N/PE~240V 50-60Hz, V=3/PE~240V 50-60Hz, W=1/N/PE~100-110V 50-60Hz



27\_005\_e



## Spare parts

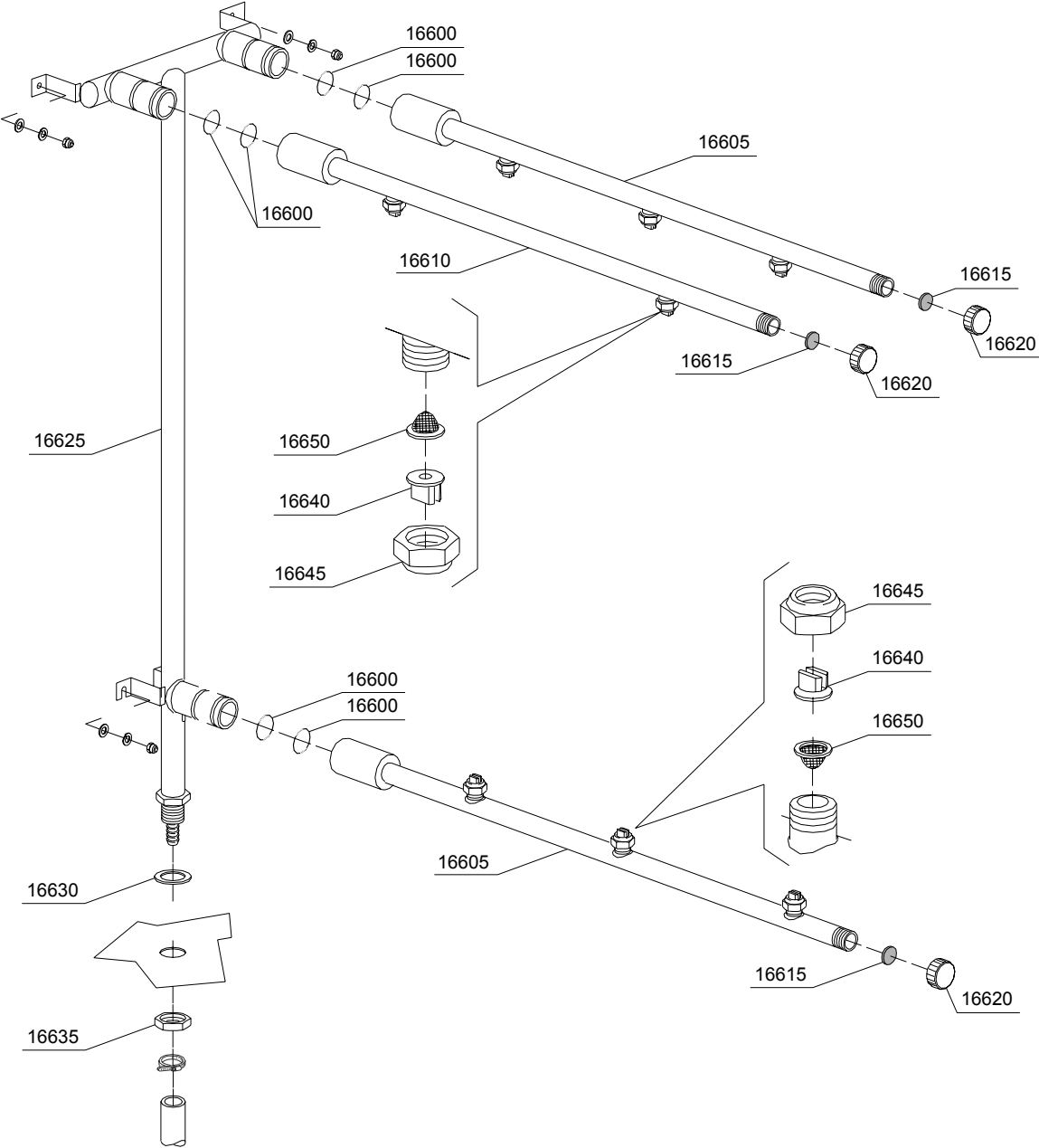
ID	P-code	SN from	SN to	Mod.	Acces.	Volt	Description
<b>Module:Internal components rinsing module 600</b>							
16200	3004089		-	em,e,uw			Tank plug
16205	15063		-	em,e,uw			Stainless steel floor drain
16210	80106		-	em,e,uw			Air trap
16215	13301		-	em,e,uw			Gasket ROLMART 14x8x1.5
16220	10706/A		-	em,e,uw			Pressure switch (55-30)
16225	11702		-	em,e,uw			Nut
16230	13305		-	em,e,uw			Gasket 44x32x3
16235	11701/A		-	em,e,uw			Nut
16240	10914		-	em,e,uw			Pump filter
16245	3009363		-	em,e,uw			Pressure switch support

em=ELECTROMECHANICAL SWITCHES, e=ELECTRONICAL SWITCHES, uw=LOWER AND UPPER WASHER  
24=24

hr=HEAT RECOVERY - TR98, hp=HEAT PUMP - TR99, sc9=STEAM CONDENSER - LC 91, csa=CONVEYOR SPEED ADJUSTING - LC 101, 972=90°MOTORIZED CHAIN CONVEYOR - LC 97/2, 973=180°MOTORIZED CHAIN CONVEYOR - LC 97/3, 974=DRYER WITH 90° MOTORIZED CHAIN CONVEYOR - LC 97/4, 975=DRYER WITH 180° MOTORIZED CHAIN CONVEYOR - LC 97/5, d9=DRYER - LC 90, d92=DRYER - LC 90/2, d929=DRYER - LC 90/900, cw=ADDITIONAL BOILER FOR COLD WATER SUPPLY, dvgw=DVGW VALVE SYSTEM, des=DETERGENT ECONOMIZER SYSTEM, szc9=SPLASH ZONE WITH CILINDER - LC 94, ti=TANK INSULATION, ds=DOUBLE SKIN, bp=BOOSTER PUMP, sdn3=DISPENSER SYSTEM SDN-3, 98=ANGLE LOADING TABLE - LC 98

A=3/N/PE~380-400V 50-60Hz, D=3/PE~200-210V 50-60Hz, F=2/PE~220-240V 50-60Hz, G=3/N/PE~415V 50-60Hz, H=3/PE~220-230V 50-60Hz, K=3/PE~380-400V 50-60Hz, L=3/PE~415V 50-60Hz, M=3/PE~440V 60Hz, P=1/N/PE~220-230V 50-60Hz, R=2/PE~220-240V 50-60Hz, U=1/N/PE~240V 50-60Hz, V=3/PE~240V 50-60Hz, W=1/N/PE~100-110V 50-60Hz

28\_002\_e



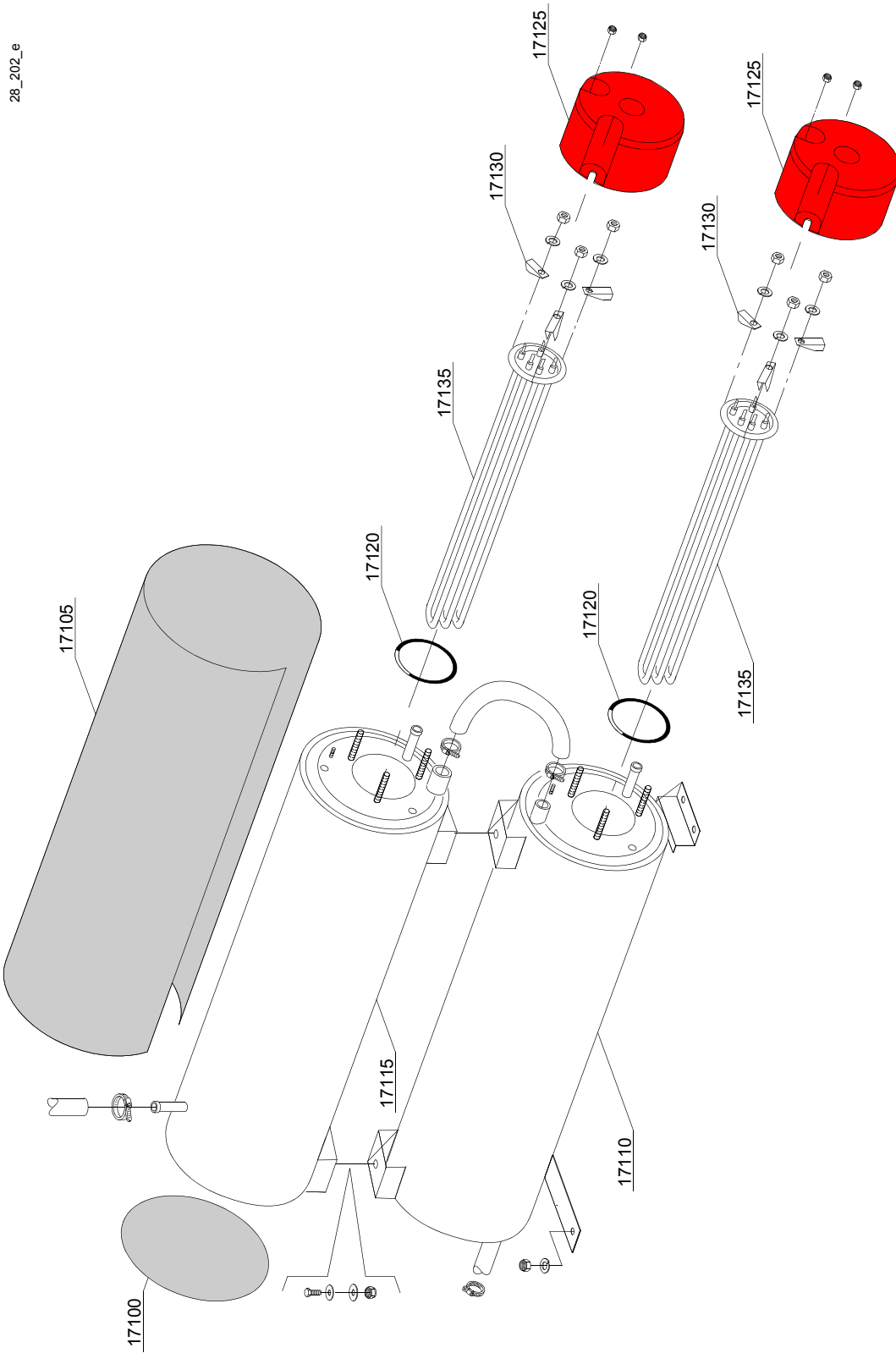
## Spare parts

ID	P-code	SN from	SN to	Mod.	Acces.	Volt	Description
<b>Module:Rinsing components</b>							
16600	13025		-	em,e,uw			O-ring 2081
16605	3003902		-	em,e,uw			Rinsing arm 3 nozzle
16610	3003901		-	em,e,uw			Rinsing arm 2 nozzle
16615	2002051		-	em,e,uw			Gasket EPDM 17.5x1.5
16620	2002054		-	em,e,uw			Plug for arm
16625	3003952		-	em,e,uw			Rinsing ramp
16630	13326		-	em,e,uw			Gasket 38x27x2
16635	2200103		-	em,e,uw			Nut
16640	2200114		-	em,e,uw			Nozzle
16645	2200116		-	em,e,uw			Nut
16650	2200117		-	em,e,uw			Filter

em=ELECTROMECHANICAL SWITCHES, e=ELECTRONICAL SWITCHES, uw=LOWER AND UPPER WASHER  
24=24

hr=HEAT RECOVERY - TR98, hp=HEAT PUMP - TR99, sc9=STEAM CONDENSER - LC 91, csa=CONVEYOR SPEED ADJUSTING - LC 101, 972=90°MOTORIZED CHAIN CONVEYOR - LC 97/2, 973=180°MOTORIZED CHAIN CONVEYOR - LC 97/3, 974=DRYER WITH 90° MOTORIZED CHAIN CONVEYOR - LC 97/4, 975=DRYER WITH 180° MOTORIZED CHAIN CONVEYOR - LC 97/5, d9=DRYER - LC 90, d92=DRYER - LC 90/2, d929=DRYER - LC 90/900, cw=ADDITIONAL BOILER FOR COLD WATER SUPPLY, dvgw=DVGW VALVE SYSTEM, des=DETERGENT ECONOMIZER SYSTEM, szc9=SPLASH ZONE WITH CILINDER - LC 94, ti=TANK INSULATION, ds=DOUBLE SKIN, bp=BOOSTER PUMP, sdn3=DISPENSER SYSTEM SDN-3, 98=ANGLE LOADING TABLE - LC 98

A=3/N/PE~380-400V 50-60Hz, D=3/PE~200-210V 50-60Hz, F=2/PE~220-240V 50-60Hz, G=3/N/PE~415V 50-60Hz, H=3/PE~220-230V 50-60Hz, K=3/PE~380-400V 50-60Hz, L=3/PE~415V 50-60Hz, M=3/PE~440V 60Hz, P=1/N/PE~220-230V 50-60Hz, R=2/PE~220-240V 50-60Hz, U=1/N/PE~240V 50-60Hz, V=3/PE~240V 50-60Hz, W=1/N/PE~100-110V 50-60Hz



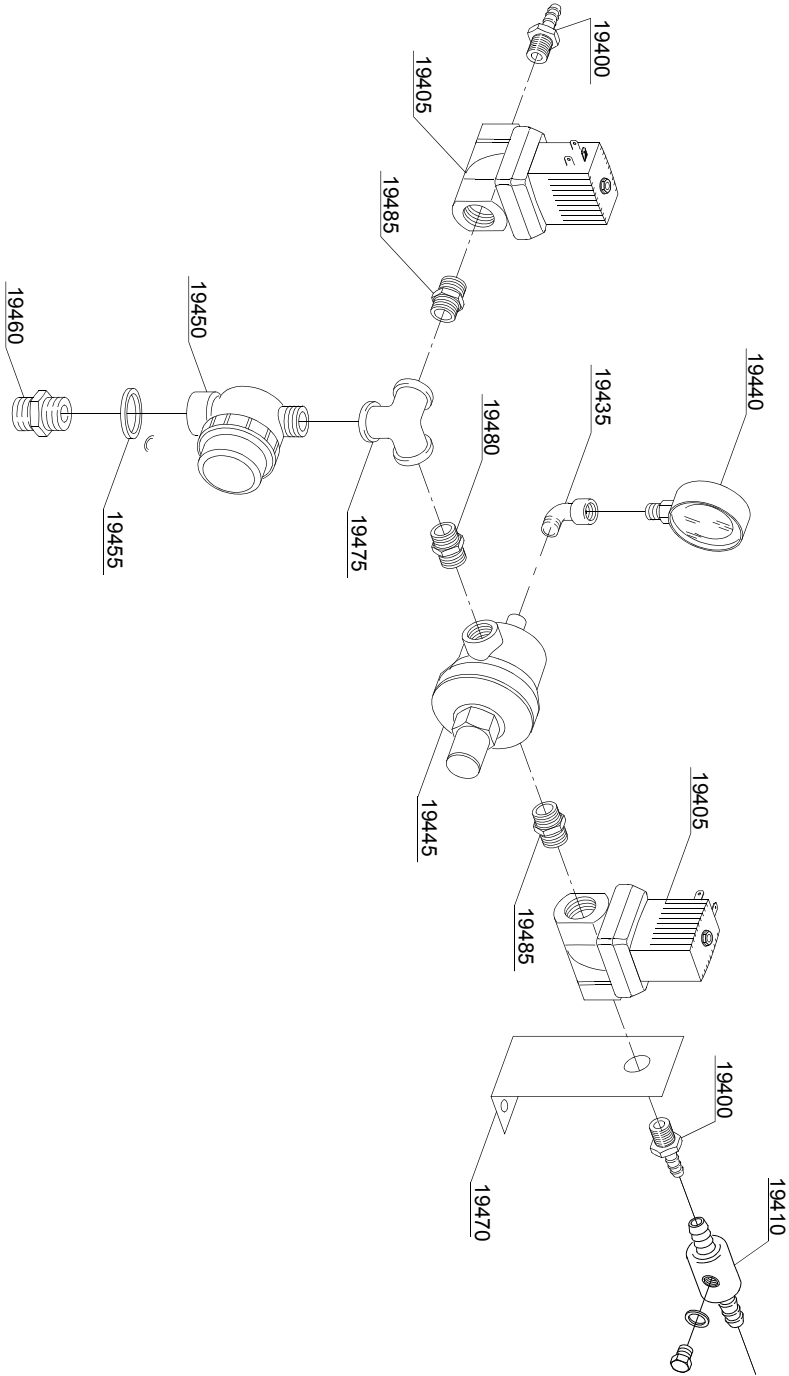
## Spare parts

ID	P-code	SN from	SN to	Mod.	Acces.	Volt	Description
<b>Module:Boiler components</b>							
17100	75205		-	em,e,uw			Bottom boiler insulating
17105	30002030		-	em,e,uw			Boiler insulating
17110	3007012		-	em,e,uw			Inferior Boiler
17115	3007013		-	em,e,uw			Upper Boiler
17120	13015		-	em,e,uw			O-ring 160 (6225)
17125	75311		-	em,e,uw			Heating element cover
17130	16045		-	em,e,uw			Heating element support Ø6.3
17135	30001011		-	em,e,uw		A	Heating element 9kW
17135	30001011/A		-	em,e,uw		A	Heating element 12kW
17135	30001011/B		-	em,e,uw		A	Heating element 14kW

em=ELECTROMECHANICAL SWITCHES, e=ELECTRONICAL SWITCHES, uw=LOWER AND UPPER WASHER  
24=24

hr=HEAT RECOVERY - TR98, hp=HEAT PUMP - TR99, sc9=STEAM CONDENSER - LC 91, csa=CONVEYOR SPEED ADJUSTING - LC 101, 972=90°MOTORIZED CHAIN CONVEYOR - LC 97/2, 973=180°MOTORIZED CHAIN CONVEYOR - LC 97/3, 974=DRYER WITH 90° MOTORIZED CHAIN CONVEYOR - LC 97/4, 975=DRYER WITH 180° MOTORIZED CHAIN CONVEYOR - LC 97/5, d9=DRYER - LC 90, d92=DRYER - LC 90/2, d929=DRYER - LC 90/900, cw=ADDITIONAL BOILER FOR COLD WATER SUPPLY, dvgw=DVGW VALVE SYSTEM, des=DETERGENT ECONOMIZER SYSTEM, szc9=SPLASH ZONE WITH CILINDER - LC 94, ti=TANK INSULATION, ds=DOUBLE SKIN, bp=BOOSTER PUMP, sdn3=DISPENSER SYSTEM SDN-3, 98=ANGLE LOADING TABLE - LC 98

A=3/N/PE~380-400V 50-60Hz, D=3/PE~200-210V 50-60Hz, F=2/PE~220-240V 50-60Hz, G=3/N/PE~415V 50-60Hz, H=3/PE~220-230V 50-60Hz, K=3/PE~380-400V 50-60Hz, L=3/PE~415V 50-60Hz, M=3/PE~440V 60Hz, P=1/N/PE~220-230V 50-60Hz, R=2/PE~220-240V 50-60Hz, U=1/N/PE~240V 50-60Hz, V=3/PE~240V 50-60Hz, W=1/N/PE~100-110V 50-60Hz



29\_007ae

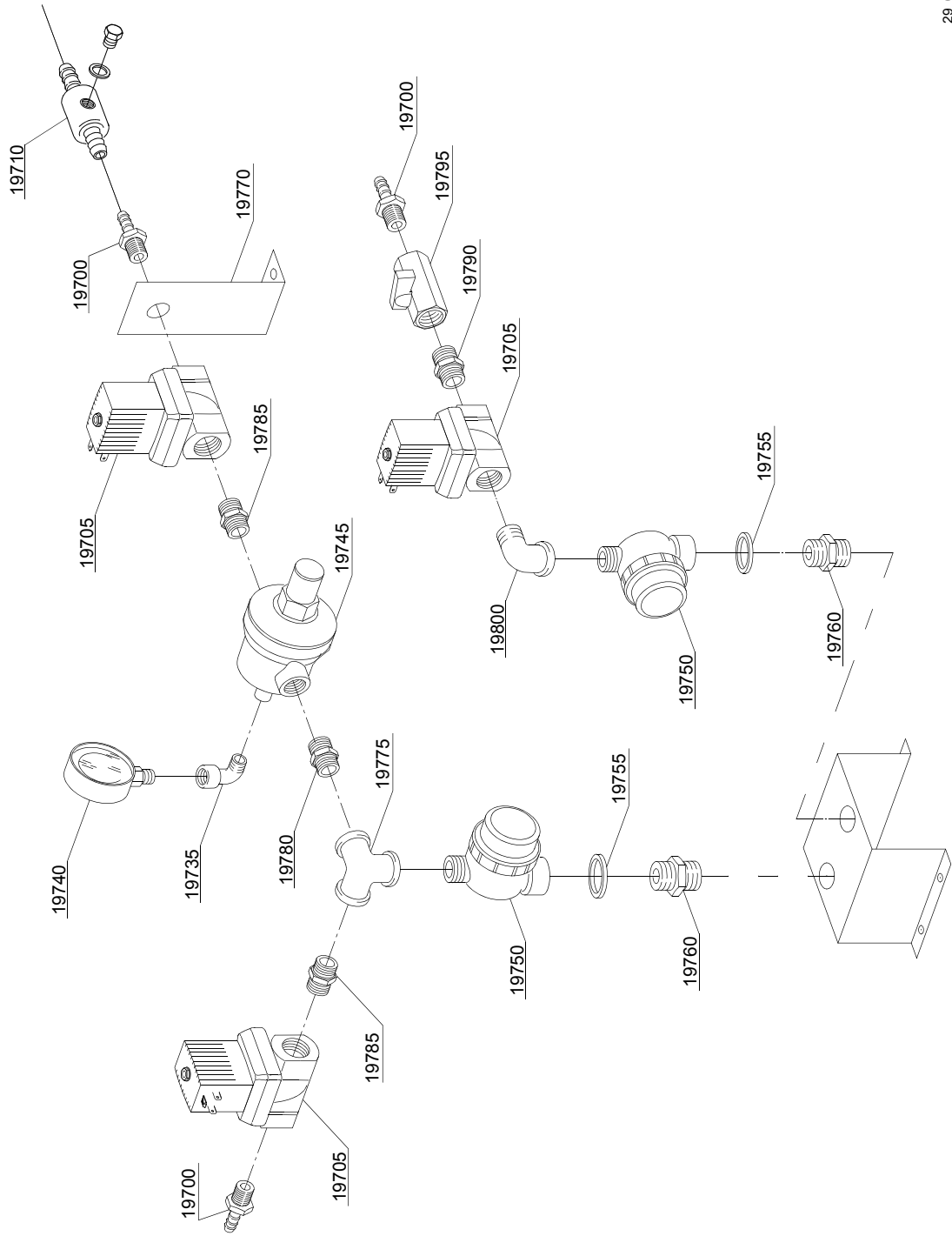
## Spare parts

ID	P-code	SN from	SN to	Mod.	Acces.	Volt	Description
<b>Module:Solenoid valves components</b>							
19400	12023		-	em,e,uw			Hose holder
19405	3002030		-	em,e,uw			Solenoid valve
19410	3003906		-	em,e,uw			Connection T
19435	12012		-	em,e,uw			Elbow
19440	2000244		-	em,e,uw			Pressure reduction gauge
19445	2000364		-	em,e,uw			Pressure reduction valve
19450	2000121		-	em,e,uw			Filter
19455	13326		-	em,e,uw			Gasket 38x27x2
19460	12025		-	em,e,uw			Nipples
19465	12033		-	em,e,uw			Nipples
19470	3009439		-	em,e,uw			Solenoid valve support
19475	3002143		-	em,e,uw			Elbow distributor
19480	10200208		-	em,e,uw			Nipples
19485	3002145		-	em,e,uw			Reduction nipples

em=ELECTROMECHANICAL SWITCHES, e=ELECTRONICAL SWITCHES, uw=LOWER AND UPPER WASHER  
24=24

hr=HEAT RECOVERY - TR98, hp=HEAT PUMP - TR99, sc9=STEAM CONDENSER - LC 91, csa=CONVEYOR SPEED ADJUSTING - LC 101, 972=90°MOTORIZED CHAIN CONVEYOR - LC 97/2, 973=180°MOTORIZED CHAIN CONVEYOR - LC 97/3, 974=DRYER WITH 90° MOTORIZED CHAIN CONVEYOR - LC 97/4, 975=DRYER WITH 180° MOTORIZED CHAIN CONVEYOR - LC 97/5, d9=DRYER - LC 90, d92=DRYER - LC 90/2, d929=DRYER - LC 90/900, cw=ADDITIONAL BOILER FOR COLD WATER SUPPLY, dvgw=DVGW VALVE SYSTEM, des=DETERGENT ECONOMIZER SYSTEM, szc9=SPLASH ZONE WITH CILINDER - LC 94, ti=TANK INSULATION, ds=DOUBLE SKIN, bp=BOOSTER PUMP, sdn3=DISPENSER SYSTEM SDN-3, 98=ANGLE LOADING TABLE - LC 98

A=3/N/PE~380-400V 50-60Hz, D=3/PE~200-210V 50-60Hz, F=2/PE~220-240V 50-60Hz, G=3/N/PE~415V 50-60Hz, H=3/PE~220-230V 50-60Hz, K=3/PE~380-400V 50-60Hz, L=3/PE~415V 50-60Hz, M=3/PE~440V 60Hz, P=1/N/PE~220-230V 50-60Hz, R=2/PE~220-240V 50-60Hz, U=1/N/PE~240V 50-60Hz, V=3/PE~240V 50-60Hz, W=1/N/PE~100-110V 50-60Hz



29\_008ae



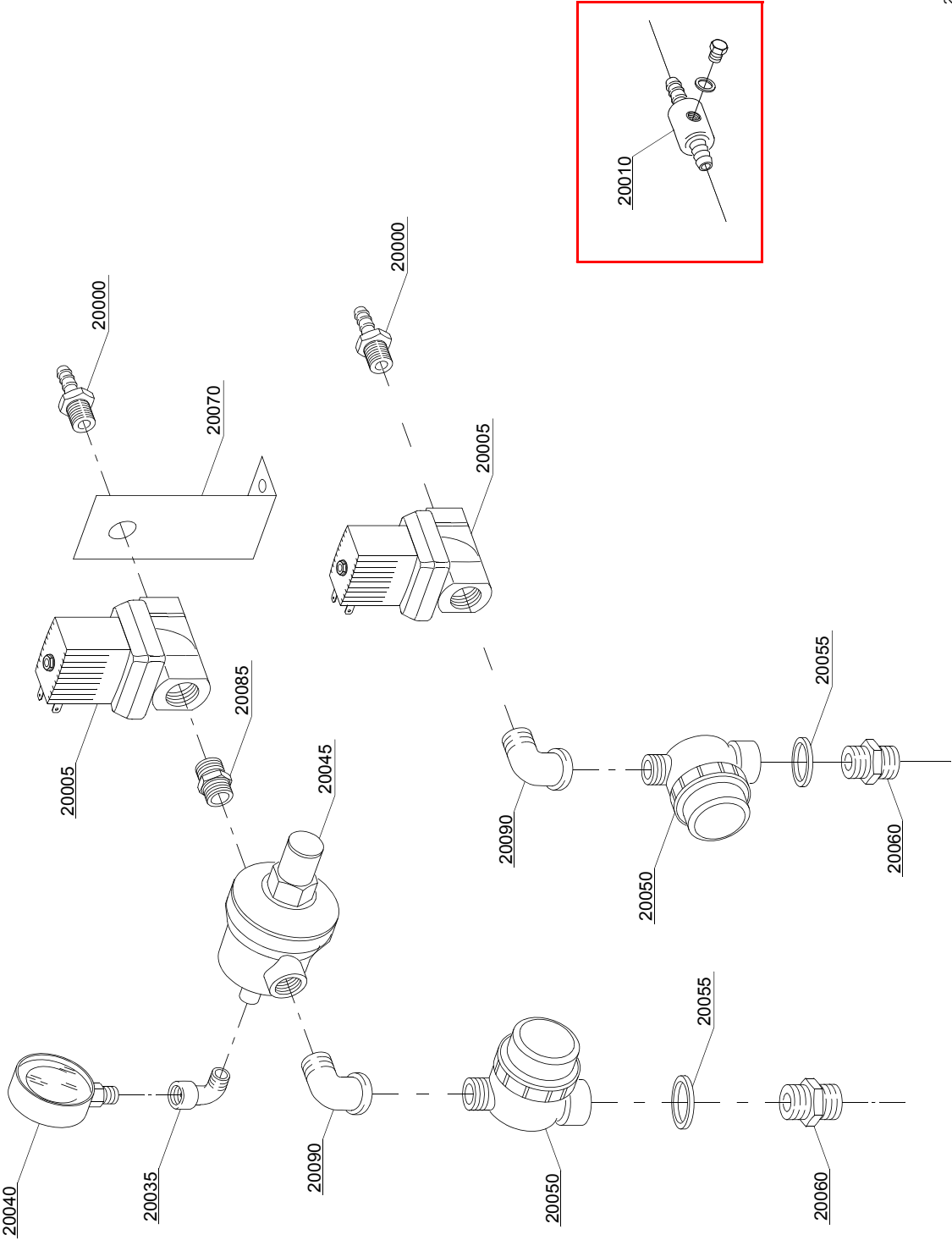
## Spare parts

ID	P-code	SN from	SN to	Mod.	Acces.	Volt	Description
<b>Module:Solenoid valves components</b>							
19700	12023		-	em,e,uw			Hose holder
19705	3002030		-	em,e,uw			Solenoid valve
19710	3003906		-	em,e,uw			Connection T
19735	12012		-	em,e,uw			Elbow
19740	2000244		-	em,e,uw			Pressure reduction gauge
19745	2000364		-	em,e,uw			Pressure reduction valve
19750	2000121		-	em,e,uw			Filter
19755	13326		-	em,e,uw			Gasket 38x27x2
19760	12025		-	em,e,uw			Nipples
19765	12033		-	em,e,uw			Nipples
19770	3009439		-	em,e,uw			Solenoid valve support
19775	3002143		-	em,e,uw			Elbow distributor
19780	10200208		-	em,e,uw			Nipples
19785	3002145		-	em,e,uw			Reduction nipples
19790	12027		-	em,e,uw			Nipples
19795	3002140		-	em,e,uw			Tap
19800	3002141		-	em,e,uw			Elbow

em=ELECTROMECHANICAL SWITCHES, e=ELECTRONICAL SWITCHES, uw=LOWER AND UPPER WASHER  
24=24

hr=HEAT RECOVERY - TR98, hp=HEAT PUMP - TR99, sc9=STEAM CONDENSER - LC 91, csa=CONVEYOR SPEED ADJUSTING - LC 101, 972=90°MOTORIZED CHAIN CONVEYOR - LC 97/2, 973=180°MOTORIZED CHAIN CONVEYOR - LC 97/3, 974=DRYER WITH 90° MOTORIZED CHAIN CONVEYOR - LC 97/4, 975=DRYER WITH 180° MOTORIZED CHAIN CONVEYOR - LC 97/5, d9=DRYER - LC 90, d92=DRYER - LC 90/2, d929=DRYER - LC 90/900, cw=ADDITIONAL BOILER FOR COLD WATER SUPPLY, dvgw=DVGW VALVE SYSTEM, des=DETERGENT ECONOMIZER SYSTEM, szc9=SPLASH ZONE WITH CILINDER - LC 94, ti=TANK INSULATION, ds=DOUBLE SKIN, bp=BOOSTER PUMP, sdn3=DISPENSER SYSTEM SDN-3, 98=ANGLE LOADING TABLE - LC 98

A=3/N/PE~380-400V 50-60Hz, D=3/PE~200-210V 50-60Hz, F=2/PE~220-240V 50-60Hz, G=3/N/PE~415V 50-60Hz, H=3/PE~220-230V 50-60Hz, K=3/PE~380-400V 50-60Hz, L=3/PE~415V 50-60Hz, M=3/PE~440V 60Hz, P=1/N/PE~220-230V 50-60Hz, R=2/PE~220-240V 50-60Hz, U=1/N/PE~240V 50-60Hz, V=3/PE~240V 50-60Hz, W=1/N/PE~100-110V 50-60Hz



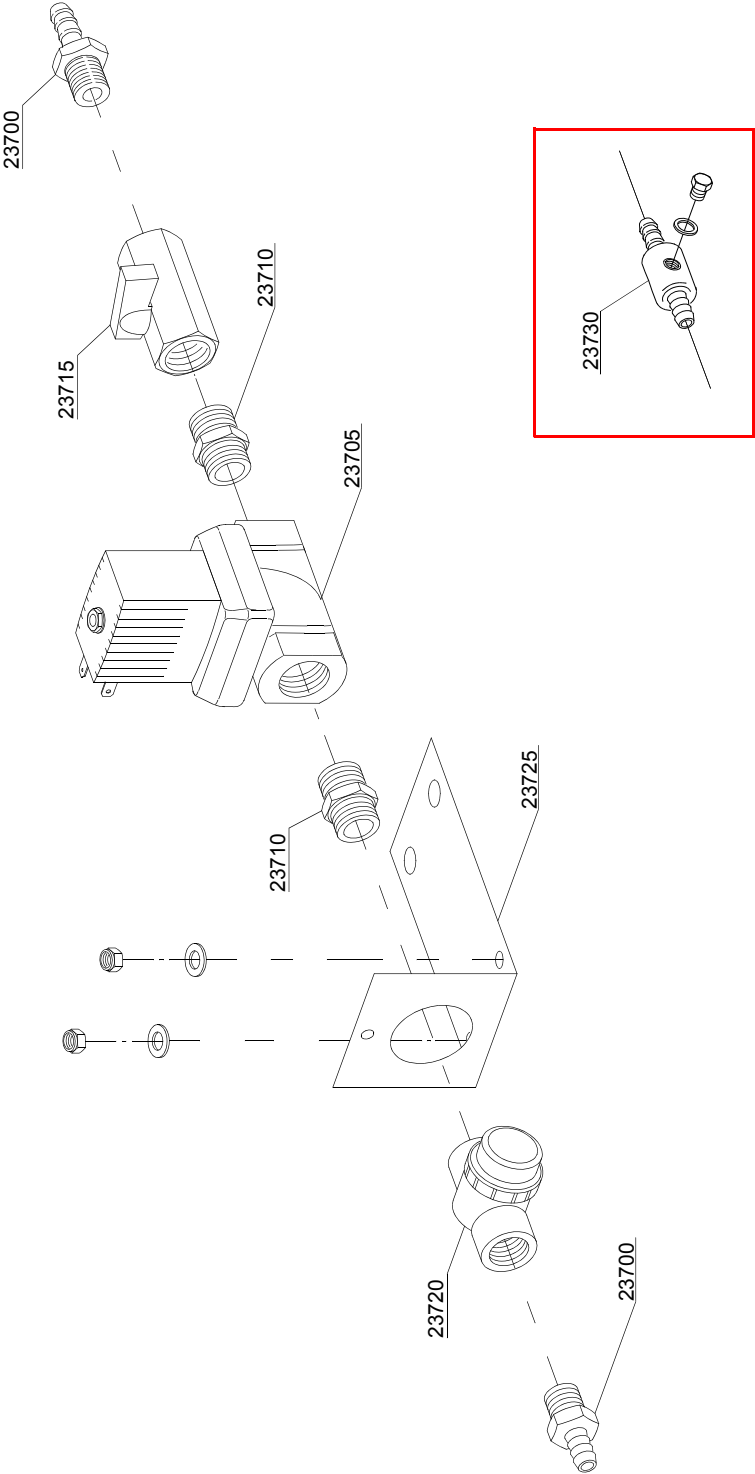
29\_014ae

## Spare parts

ID	P-code	SN from	SN to	Mod.	Acces.	Volt	Description
<b>Module:Solenoid valves components</b>							
20000	12023		-	em,e,uw			Hose holder
20005	3002030		-	em,e,uw			Solenoid valve
20010	3003906		-	em,e,uw			Connection T
20035	12012		-	em,e,uw			Elbow
20040	2000244		-	em,e,uw			Pressure reduction gauge
20045	2000364		-	em,e,uw			Pressure reduction valve
20050	2000121		-	em,e,uw			Filter
20055	13326		-	em,e,uw			Gasket 38x27x2
20060	12025		-	em,e,uw			Nipples
20070	3009439		-	em,e,uw			Solenoid valve support
20085	3002145		-	em,e,uw			Reduction nipples
20090	3002141		-	em,e,uw			Elbow
20095	3004165		-	em,e,uw			Filter
20100	3002140		-	em,e,uw			Tap
20105	12027		-	em,e,uw			Nipples
20110	3009649/A		-	em,e,uw			Solenoid valve support
20115	12028		-	em,e,uw			Connection T

em=ELECTROMECHANICAL SWITCHES, e=ELECTRONICAL SWITCHES, uw=LOWER AND UPPER WASHER  
24=24

hr=HEAT RECOVERY - TR98, hp=HEAT PUMP - TR99, sc9=STEAM CONDENSER - LC 91, csa=CONVEYOR SPEED ADJUSTING - LC 101, 972=90°MOTORIZED CHAIN CONVEYOR - LC 97/2, 973=180°MOTORIZED CHAIN CONVEYOR - LC 97/3, 974=DRYER WITH 90° MOTORIZED CHAIN CONVEYOR - LC 97/4, 975=DRYER WITH 180° MOTORIZED CHAIN CONVEYOR - LC 97/5, d9=DRYER - LC 90, d92=DRYER - LC 90/2, d929=DRYER - LC 90/900, cw=ADDITIONAL BOILER FOR COLD WATER SUPPLY, dvgw=DVGW VALVE SYSTEM, des=DETERGENT ECONOMIZER SYSTEM, szc9=SPLASH ZONE WITH CILINDER - LC 94, ti=TANK INSULATION, ds=DOUBLE SKIN, bp=BOOSTER PUMP, sdn3=DISPENSER SYSTEM SDN-3, 98=ANGLE LOADING TABLE - LC 98  
A=3/N/PE~380-400V 50-60Hz, D=3/PE~200-210V 50-60Hz, F=2/PE~220-240V 50-60Hz, G=3/N/PE~415V 50-60Hz, H=3/PE~220-230V 50-60Hz, K=3/PE~380-400V 50-60Hz, L=3/PE~415V 50-60Hz, M=3/PE~440V 60Hz, P=1/N/PE~220-230V 50-60Hz, R=2/PE~220-240V 50-60Hz, U=1/N/PE~240V 50-60Hz, V=3/PE~240V 50-60Hz, W=1/N/PE~100-110V 50-60Hz



29\_016ae

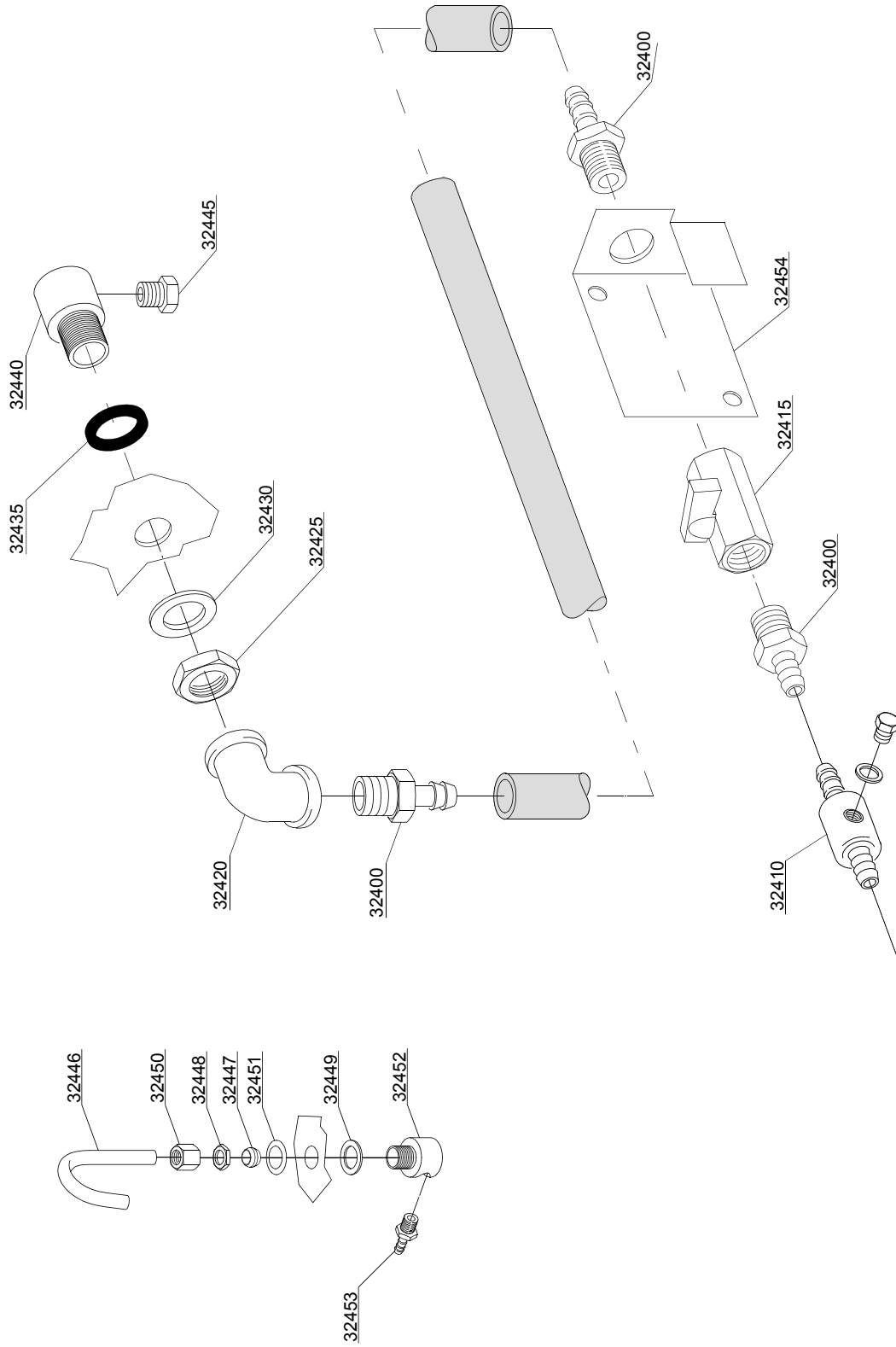
## Spare parts

ID	P-code	SN from	SN to	Mod.	Acces.	Volt	Description
<b>Module:Detergent economizer system</b>							
23705	3002030		-	em,e,uw			Solenoid valve
23710	12027		-	em,e,uw			Nipples
23715	3002140		-	em,e,uw			Tap
23720	3004165		-	em,e,uw			Filter
23725	3009649/A		-	em,e,uw			Solenoid valve support
23730	3003906		-	em,e,uw			Connection T

em=ELECTROMECHANICAL SWITCHES, e=ELECTRONICAL SWITCHES, uw=LOWER AND UPPER WASHER  
24=24

hr=HEAT RECOVERY - TR98, hp=HEAT PUMP - TR99, sc9=STEAM CONDENSER - LC 91, csa=CONVEYOR SPEED ADJUSTING - LC 101, 972=90°MOTORIZED CHAIN CONVEYOR - LC 97/2, 973=180°MOTORIZED CHAIN CONVEYOR - LC 97/3, 974=DRYER WITH 90° MOTORIZED CHAIN CONVEYOR - LC 97/4, 975=DRYER WITH 180° MOTORIZED CHAIN CONVEYOR - LC 97/5, d9=DRYER - LC 90, d92=DRYER - LC 90/2, d929=DRYER - LC 90/900, cw=ADDITIONAL BOILER FOR COLD WATER SUPPLY, dvgw=DVGW VALVE SYSTEM, des=DETERGENT ECONOMIZER SYSTEM, szc9=SPLASH ZONE WITH CILINDER - LC 94, ti=TANK INSULATION, ds=DOUBLE SKIN, bp=BOOSTER PUMP, sdn3=DISPENSER SYSTEM SDN-3, 98=ANGLE LOADING TABLE - LC 98

A=3/N/PE~380-400V 50-60Hz, D=3/PE~200-210V 50-60Hz, F=2/PE~220-240V 50-60Hz, G=3/N/PE~415V 50-60Hz, H=3/PE~220-230V 50-60Hz, K=3/PE~380-400V 50-60Hz, L=3/PE~415V 50-60Hz, M=3/PE~440V 60Hz, P=1/N/PE~220-230V 50-60Hz, R=2/PE~220-240V 50-60Hz, U=1/N/PE~240V 50-60Hz, V=3/PE~240V 50-60Hz, W=1/N/PE~100-110V 50-60Hz



## Spare parts

ID	P-code	SN from	SN to	Mod.	Acces.	Volt	Description
<b>Module:Detergent economizer system</b>							
32400	12023		-	em,e,uw			Hose holder
32405	12027		-	em,e,uw			Nipples
32410	12028		-	em,e,uw			Connection T
32415	3002140		-	em,e,uw			Tap
32420	12018		-	em,e,uw			Elbow 3/8 F-F
32425	10200101		-	em,e,uw			Inox nut 3/8
32430	3009387		-	em,e,uw			Washer
32435	10200171		-	em,e,uw			Gasket
32440	80231		-	em,e,uw			Pipe fitting
32445	3004168		-	em,e,uw			Detergent dispenser
32446	3004054		-	em,e,uw			Inlet pipe
32447	10600016		-	em,e,uw			Cone
32448	10200101		-	em,e,uw			Nut
32449	10200182		-	em,e,uw			Gasket FASIT 25x17x2
32450	3009387		-	em,e,uw			Nut
32451	10200171		-	em,e,uw			Washer
32452	80231		-	em,e,uw			Fitting
32453	12005		-	em,e,uw			Hose holder
32454	3009649/A		-	em,e,uw			Valve support

em=ELECTROMECHANICAL SWITCHES, e=ELECTRONICAL SWITCHES, uw=LOWER AND UPPER WASHER  
24=24

hr=HEAT RECOVERY - TR98, hp=HEAT PUMP - TR99, sc9=STEAM CONDENSER - LC 91, csa=CONVEYOR SPEED ADJUSTING - LC 101, 972=90°MOTORIZED CHAIN CONVEYOR - LC 97/2, 973=180°MOTORIZED CHAIN CONVEYOR - LC 97/3, 974=DRYER WITH 90° MOTORIZED CHAIN CONVEYOR - LC 97/4, 975=DRYER WITH 180° MOTORIZED CHAIN CONVEYOR - LC 97/5, d9=DRYER - LC 90, d92=DRYER - LC 90/2, d929=DRYER - LC 90/900, cw=ADDITIONAL BOILER FOR COLD WATER SUPPLY, dvgw=DVGW VALVE SYSTEM, des=DETERGENT ECONOMIZER SYSTEM, szc9=SPLASH ZONE WITH CILINDER - LC 94, ti=TANK INSULATION, ds=DOUBLE SKIN, bp=BOOSTER PUMP, sdn3=DISPENSER SYSTEM SDN-3, 98=ANGLE LOADING TABLE - LC 98

A=3/N/PE~380-400V 50-60Hz, D=3/PE~200-210V 50-60Hz, F=2/PE~220-240V 50-60Hz, G=3/N/PE~415V 50-60Hz, H=3/PE~220-230V 50-60Hz, K=3/PE~380-400V 50-60Hz, L=3/PE~415V 50-60Hz, M=3/PE~440V 60Hz, P=1/N/PE~220-230V 50-60Hz, R=2/PE~220-240V 50-60Hz, U=1/N/PE~240V 50-60Hz, V=3/PE~240V 50-60Hz, W=1/N/PE~100-110V 50-60Hz





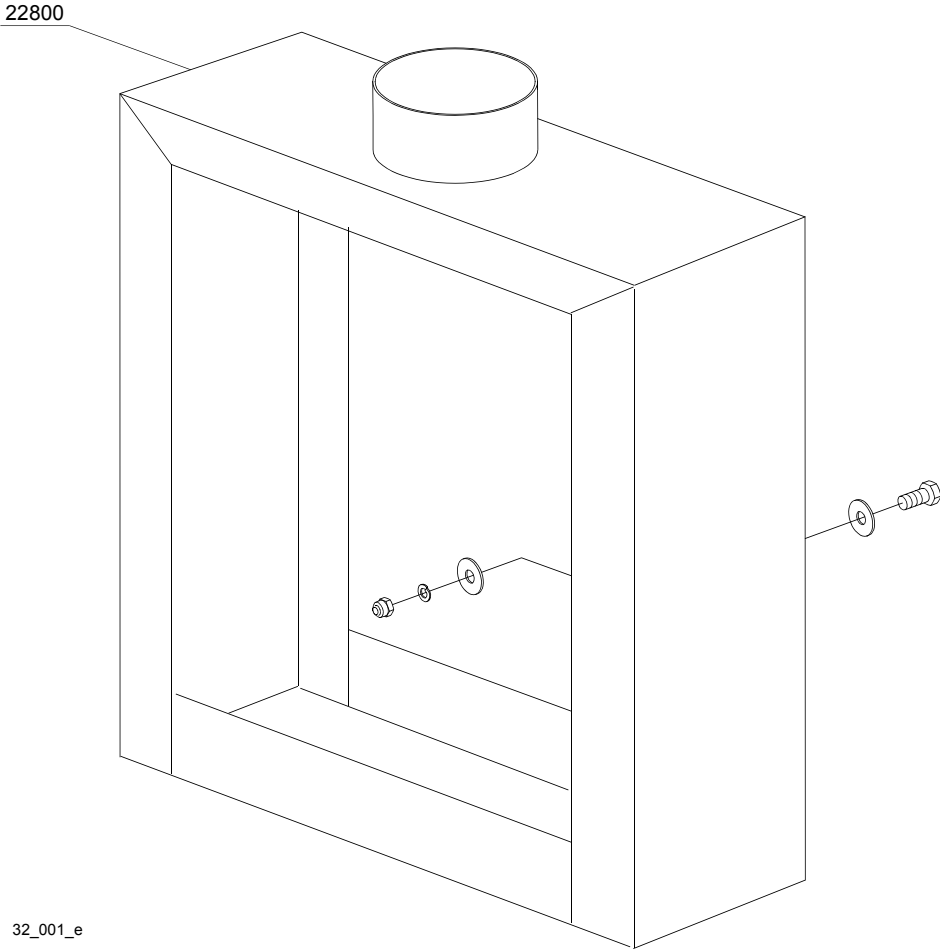
## Spare parts

ID	P-code	SN from	SN to	Mod.	Acces.	Volt	Description
<b>Module:Conveyor parts</b>							
22700	11109		-	em,e,uw			Screw
22705	11185		-	em,e,uw			Washer
22710	11609		-	em,e,uw			Split washer
22715	11719		-	em,e,uw			Nut
22720	3003024		-	em,e,uw			Washer
22725	3003025		-	em,e,uw			Bush
22730	3003026		-	em,e,uw			Bush
22735	3003100		-	em,e,uw			Clip right
22740	3003101		-	em,e,uw			Clip left
22745	3003010		-	em,e,uw			Axis
22750	3009107		-	em,e,uw			Guide

em=ELECTROMECHANICAL SWITCHES, e=ELECTRONICAL SWITCHES, uw=LOWER AND UPPER WASHER  
24=24

hr=HEAT RECOVERY - TR98, hp=HEAT PUMP - TR99, sc9=STEAM CONDENSER - LC 91, csa=CONVEYOR SPEED ADJUSTING - LC 101, 972=90°MOTORIZED CHAIN CONVEYOR - LC 97/2, 973=180°MOTORIZED CHAIN CONVEYOR - LC 97/3, 974=DRYER WITH 90° MOTORIZED CHAIN CONVEYOR - LC 97/4, 975=DRYER WITH 180° MOTORIZED CHAIN CONVEYOR - LC 97/5, d9=DRYER - LC 90, d92=DRYER - LC 90/2, d929=DRYER - LC 90/900, cw=ADDITIONAL BOILER FOR COLD WATER SUPPLY, dvgw=DVGW VALVE SYSTEM, des=DETERGENT ECONOMIZER SYSTEM, szc9=SPLASH ZONE WITH CILINDER - LC 94, ti=TANK INSULATION, ds=DOUBLE SKIN, bp=BOOSTER PUMP, sdn3=DISPENSER SYSTEM SDN-3, 98=ANGLE LOADING TABLE - LC 98

A=3/N/PE~380-400V 50-60Hz, D=3/PE~200-210V 50-60Hz, F=2/PE~220-240V 50-60Hz, G=3/N/PE~415V 50-60Hz, H=3/PE~220-230V 50-60Hz, K=3/PE~380-400V 50-60Hz, L=3/PE~415V 50-60Hz, M=3/PE~440V 60Hz, P=1/N/PE~220-230V 50-60Hz, R=2/PE~220-240V 50-60Hz, U=1/N/PE~240V 50-60Hz, V=3/PE~240V 50-60Hz, W=1/N/PE~100-110V 50-60Hz



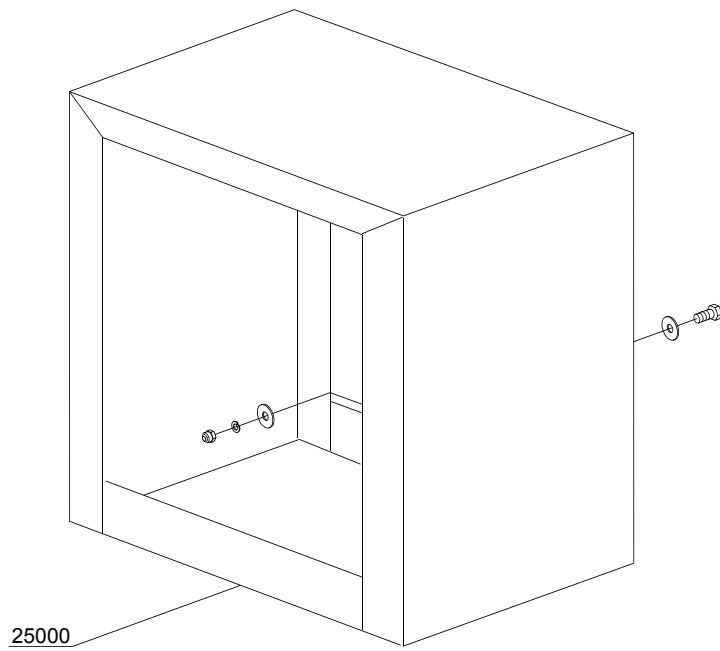
## Spare parts

ID	P-code	SN from	SN to	Mod.	Acces.	Volt	Description
<b>Module: Splash zone with cilinder LC94</b>							
22800	999910065		-	em,e,uw			Splash zone with cilinder LC94

em=ELECTROMECHANICAL SWITCHES, e=ELECTRONICAL SWITCHES, uw=LOWER AND UPPER WASHER  
24=24

hr=HEAT RECOVERY - TR98, hp=HEAT PUMP - TR99, sc9=STEAM CONDENSER - LC 91, csa=CONVEYOR SPEED  
ADJUSTING - LC 101, 972=90°MOTORIZED CHAIN CONVEYOR - LC 97/2, 973=180°MOTORIZED CHAIN CON-  
VEYOR - LC 97/3, 974=DRYER WITH 90° MOTORIZED CHAIN CONVEYOR - LC 97/4, 975=DRYER WITH 180° MO-  
TORIZED CHAIN CONVEYOR - LC 97/5, d9=DRYER - LC 90, d92=DRYER - LC 90/2, d929=DRYER - LC 90/900,  
cw=ADDITIONAL BOILER FOR COLD WATER SUPPLY, dvgw=DVGW VALVE SYSTEM, des=DETERGENT ECON-  
OMIZER SYSTEM, szc9=SPLASH ZONE WITH CILINDER - LC 94, ti=TANK INSULATION, ds=DOUBLE SKIN,  
bp=BOOSTER PUMP, sdn3=DISPENSER SYSTEM SDN-3, 98=ANGLE LOADING TABLE - LC 98

A=3/N/PE~380-400V 50-60Hz, D=3/PE~200-210V 50-60Hz, F=2/PE~220-240V 50-60Hz, G=3/N/PE~415V 50-60Hz,  
H=3/PE~220-230V 50-60Hz, K=3/PE~380-400V 50-60Hz, L=3/PE~415V 50-60Hz, M=3/PE~440V 60Hz, P=1/N/PE~220-  
230V 50-60Hz, R=2/PE~220-240V 50-60Hz, U=1/N/PE~240V 50-60Hz, V=3/PE~240V 50-60Hz, W=1/N/PE~100-110V  
50-60Hz



33\_001\_e

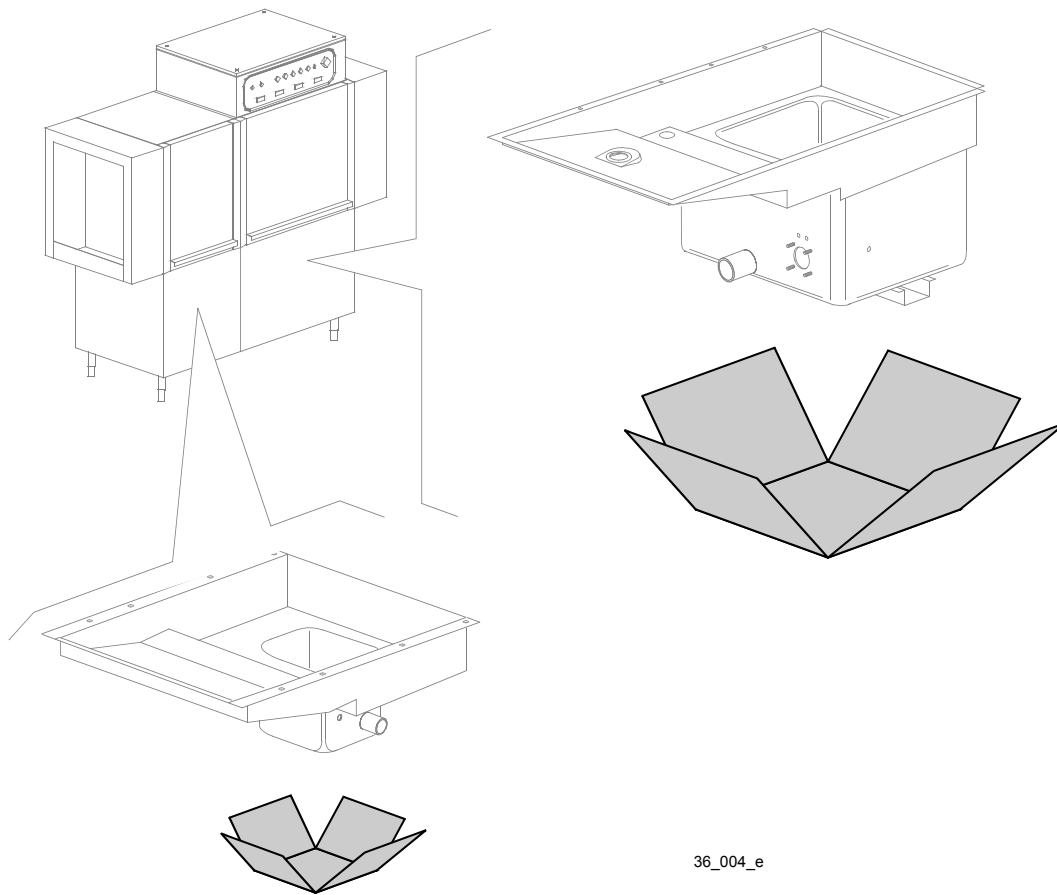
## Spare parts

ID	P-code	SN from	SN to	Mod.	Acces.	Volt	Description
<b>Module: Splash zone L500</b>							
25000	999910061		-	em,e,uw			Splash zone

em=ELECTROMECHANICAL SWITCHES, e=ELECTRONICAL SWITCHES, uw=LOWER AND UPPER WASHER  
24=24

hr=HEAT RECOVERY - TR98, hp=HEAT PUMP - TR99, sc9=STEAM CONDENSER - LC 91, csa=CONVEYOR SPEED  
ADJUSTING - LC 101, 972=90°MOTORIZED CHAIN CONVEYOR - LC 97/2, 973=180°MOTORIZED CHAIN CON-  
VEYOR - LC 97/3, 974=DRYER WITH 90° MOTORIZED CHAIN CONVEYOR - LC 97/4, 975=DRYER WITH 180° MO-  
TORIZED CHAIN CONVEYOR - LC 97/5, d9=DRYER - LC 90, d92=DRYER - LC 90/2, d929=DRYER - LC 90/900,  
cw=ADDITIONAL BOILER FOR COLD WATER SUPPLY, dvgw=DVGW VALVE SYSTEM, des=DETERGENT ECON-  
OMIZER SYSTEM, szc9=SPLASH ZONE WITH CILINDER - LC 94, ti=TANK INSULATION, ds=DOUBLE SKIN,  
bp=BOOSTER PUMP, sdn3=DISPENSER SYSTEM SDN-3, 98=ANGLE LOADING TABLE - LC 98

A=3/N/PE~380-400V 50-60Hz, D=3/PE~200-210V 50-60Hz, F=2/PE~220-240V 50-60Hz, G=3/N/PE~415V 50-60Hz,  
H=3/PE~220-230V 50-60Hz, K=3/PE~380-400V 50-60Hz, L=3/PE~415V 50-60Hz, M=3/PE~440V 60Hz, P=1/N/PE~220-  
230V 50-60Hz, R=2/PE~220-240V 50-60Hz, U=1/N/PE~240V 50-60Hz, V=3/PE~240V 50-60Hz, W=1/N/PE~100-110V  
50-60Hz



36\_004\_e

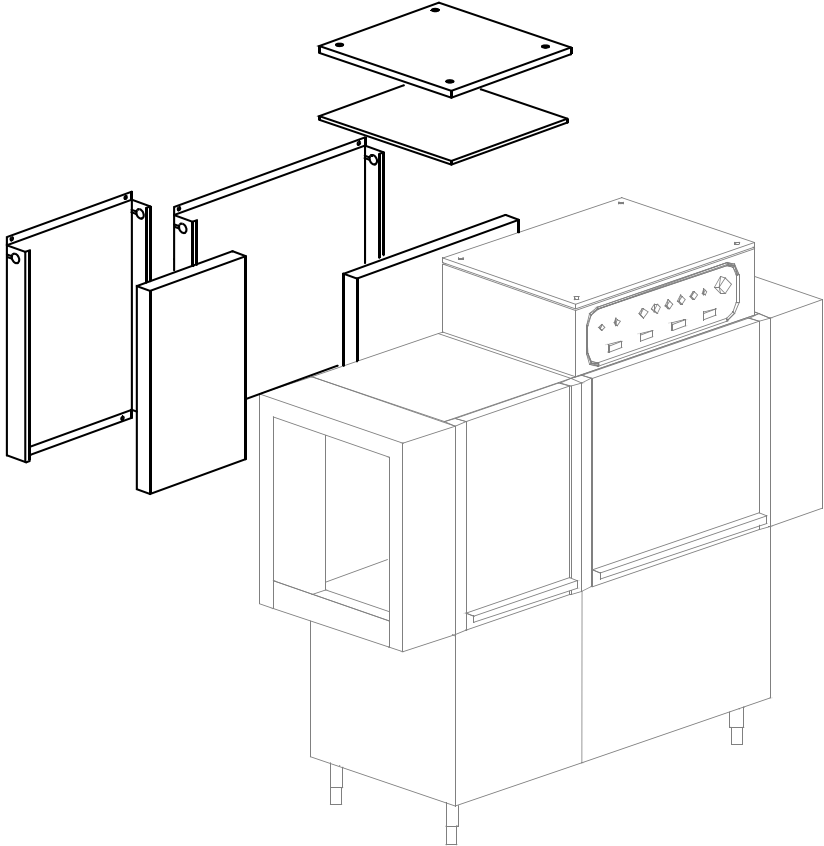
## Spare parts

ID	P-code	SN from	SN to	Mod.	Acces.	Volt	Description
<b>Module:Tanks insulation</b>							
999	999910208		-	em,e,uw	ti		Tanks insulation N.B.: kit suppliable only togeter with the machine, not after

em=ELECTROMECHANICAL SWITCHES, e=ELECTRONICAL SWITCHES, uw=LOWER AND UPPER WASHER  
24=24

hr=HEAT RECOVERY - TR98, hp=HEAT PUMP - TR99, sc9=STEAM CONDENSER - LC 91, csa=CONVEYOR SPEED  
ADJUSTING - LC 101, 972=90°MOTORIZED CHAIN CONVEYOR - LC 97/2, 973=180°MOTORIZED CHAIN CON-  
VEYOR - LC 97/3, 974=DRYER WITH 90° MOTORIZED CHAIN CONVEYOR - LC 97/4, 975=DRYER WITH 180° MO-  
TORIZED CHAIN CONVEYOR - LC 97/5, d9=DRYER - LC 90, d92=DRYER - LC 90/2, d929=DRYER - LC 90/900,  
cw=ADDITIONAL BOILER FOR COLD WATER SUPPLY, dvgw=DVGW VALVE SYSTEM, des=DETERGENT ECON-  
OMIZER SYSTEM, szc9=SPLASH ZONE WITH CILINDER - LC 94, ti=TANK INSULATION, ds=DOUBLE SKIN,  
bp=BOOSTER PUMP, sdn3=DISPENSER SYSTEM SDN-3, 98=ANGLE LOADING TABLE - LC 98

A=3/N/PE~380-400V 50-60Hz, D=3/PE~200-210V 50-60Hz, F=2/PE~220-240V 50-60Hz, G=3/N/PE~415V 50-60Hz,  
H=3/PE~220-230V 50-60Hz, K=3/PE~380-400V 50-60Hz, L=3/PE~415V 50-60Hz, M=3/PE~440V 60Hz, P=1/N/PE~220-  
230V 50-60Hz, R=2/PE~220-240V 50-60Hz, U=1/N/PE~240V 50-60Hz, V=3/PE~240V 50-60Hz, W=1/N/PE~100-110V  
50-60Hz



37\_004\_e



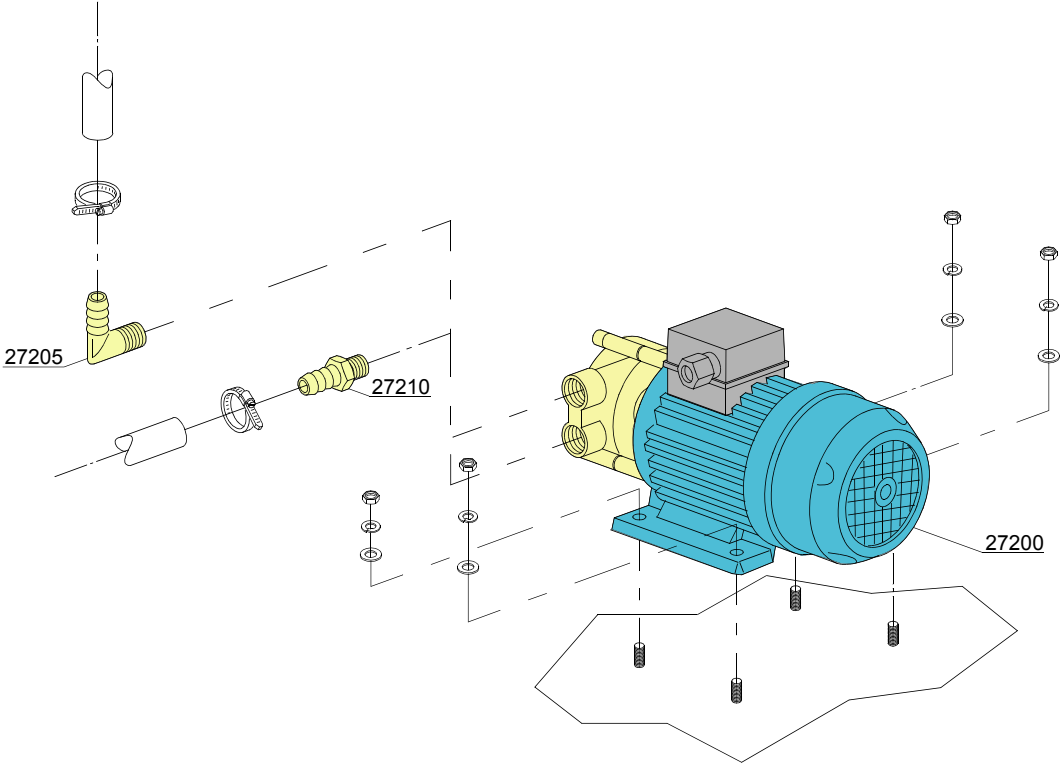
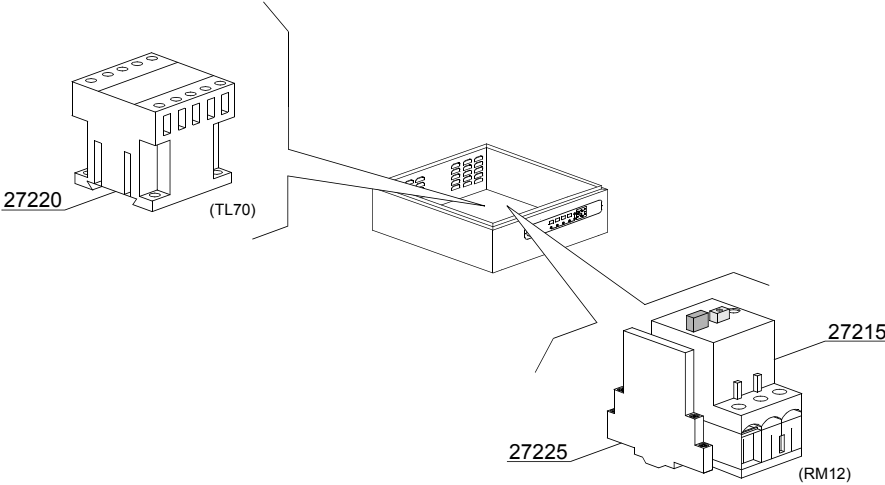
## Spare parts

ID	P-code	SN from	SN to	Mod.	Acces.	Volt	Description
<b>Module:Double skin</b>							
999	999910201		-	em,e,uw	ds		Double skin assembly N.B.: kit suppliable only together with the machine, not after

em=ELECTROMECHANICAL SWITCHES, e=ELECTRONICAL SWITCHES, uw=LOWER AND UPPER WASHER  
24=24

hr=HEAT RECOVERY - TR98, hp=HEAT PUMP - TR99, sc9=STEAM CONDENSER - LC 91, csa=CONVEYOR SPEED  
ADJUSTING - LC 101, 972=90°MOTORIZED CHAIN CONVEYOR - LC 97/2, 973=180°MOTORIZED CHAIN CON-  
VEYOR - LC 97/3, 974=DRYER WITH 90° MOTORIZED CHAIN CONVEYOR - LC 97/4, 975=DRYER WITH 180° MO-  
TORIZED CHAIN CONVEYOR - LC 97/5, d9=DRYER - LC 90, d92=DRYER - LC 90/2, d929=DRYER - LC 90/900,  
cw=ADDITIONAL BOILER FOR COLD WATER SUPPLY, dvgw=DVGW VALVE SYSTEM, des=DETERGENT ECON-  
OMIZER SYSTEM, szc9=SPLASH ZONE WITH CILINDER - LC 94, ti=TANK INSULATION, ds=DOUBLE SKIN,  
bp=BOOSTER PUMP, sdn3=DISPENSER SYSTEM SDN-3, 98=ANGLE LOADING TABLE - LC 98

A=3/N/PE~380-400V 50-60Hz, D=3/PE~200-210V 50-60Hz, F=2/PE~220-240V 50-60Hz, G=3/N/PE~415V 50-60Hz,  
H=3/PE~220-230V 50-60Hz, K=3/PE~380-400V 50-60Hz, L=3/PE~415V 50-60Hz, M=3/PE~440V 60Hz, P=1/N/PE~220-  
230V 50-60Hz, R=2/PE~220-240V 50-60Hz, U=1/N/PE~240V 50-60Hz, V=3/PE~240V 50-60Hz, W=1/N/PE~100-110V  
50-60Hz



38\_001\_e

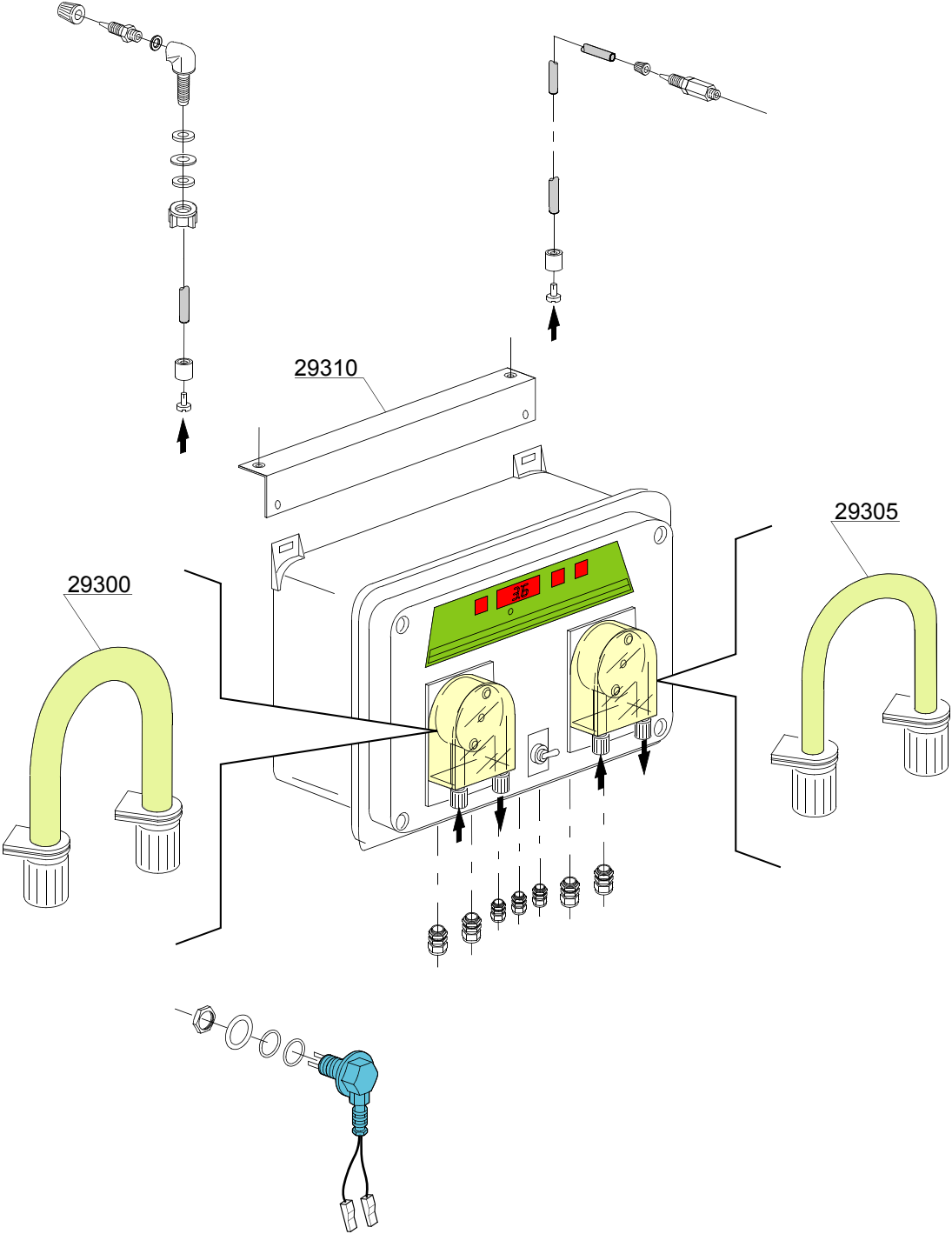
## Spare parts

ID	P-code	SN from	SN to	Mod.	Acces.	Volt	Description
<b>Module:Booster pump</b>							
27200	15100		-		bp		Booster pump
27205	12030		-		bp		Elbow pipe fitting
27210	10221311		-		bp		Pipe fitting
27215	2000394		-		bp		Motorprotector 2,5-4A
27220	2000370		-		bp		Contactora MC9
27225	3006080		-		bp		Auxiliary contact LMS25

em=ELECTROMECHANICAL SWITCHES, e=ELECTRONICAL SWITCHES, uw=LOWER AND UPPER WASHER  
24=24

hr=HEAT RECOVERY - TR98, hp=HEAT PUMP - TR99, sc9=STEAM CONDENSER - LC 91, csa=CONVEYOR SPEED  
ADJUSTING - LC 101, 972=90°MOTORIZED CHAIN CONVEYOR - LC 97/2, 973=180°MOTORIZED CHAIN CON-  
VEYOR - LC 97/3, 974=DRYER WITH 90° MOTORIZED CHAIN CONVEYOR - LC 97/4, 975=DRYER WITH 180° MO-  
TORIZED CHAIN CONVEYOR - LC 97/5, d9=DRYER - LC 90, d92=DRYER - LC 90/2, d929=DRYER - LC 90/900,  
cw=ADDITIONAL BOILER FOR COLD WATER SUPPLY, dvgw=DVGW VALVE SYSTEM, des=DETERGENT ECON-  
OMIZER SYSTEM, szc9=SPLASH ZONE WITH CILINDER - LC 94, ti=TANK INSULATION, ds=DOUBLE SKIN,  
bp=BOOSTER PUMP, sdn3=DISPENSER SYSTEM SDN-3, 98=ANGLE LOADING TABLE - LC 98

A=3/N/PE~380-400V 50-60Hz, D=3/PE~200-210V 50-60Hz, F=2/PE~220-240V 50-60Hz, G=3/N/PE~415V 50-60Hz,  
H=3/PE~220-230V 50-60Hz, K=3/PE~380-400V 50-60Hz, L=3/PE~415V 50-60Hz, M=3/PE~440V 60Hz, P=1/N/PE~220-  
230V 50-60Hz, R=2/PE~220-240V 50-60Hz, U=1/N/PE~240V 50-60Hz, V=3/PE~240V 50-60Hz, W=1/N/PE~100-110V  
50-60Hz



39\_001\_e

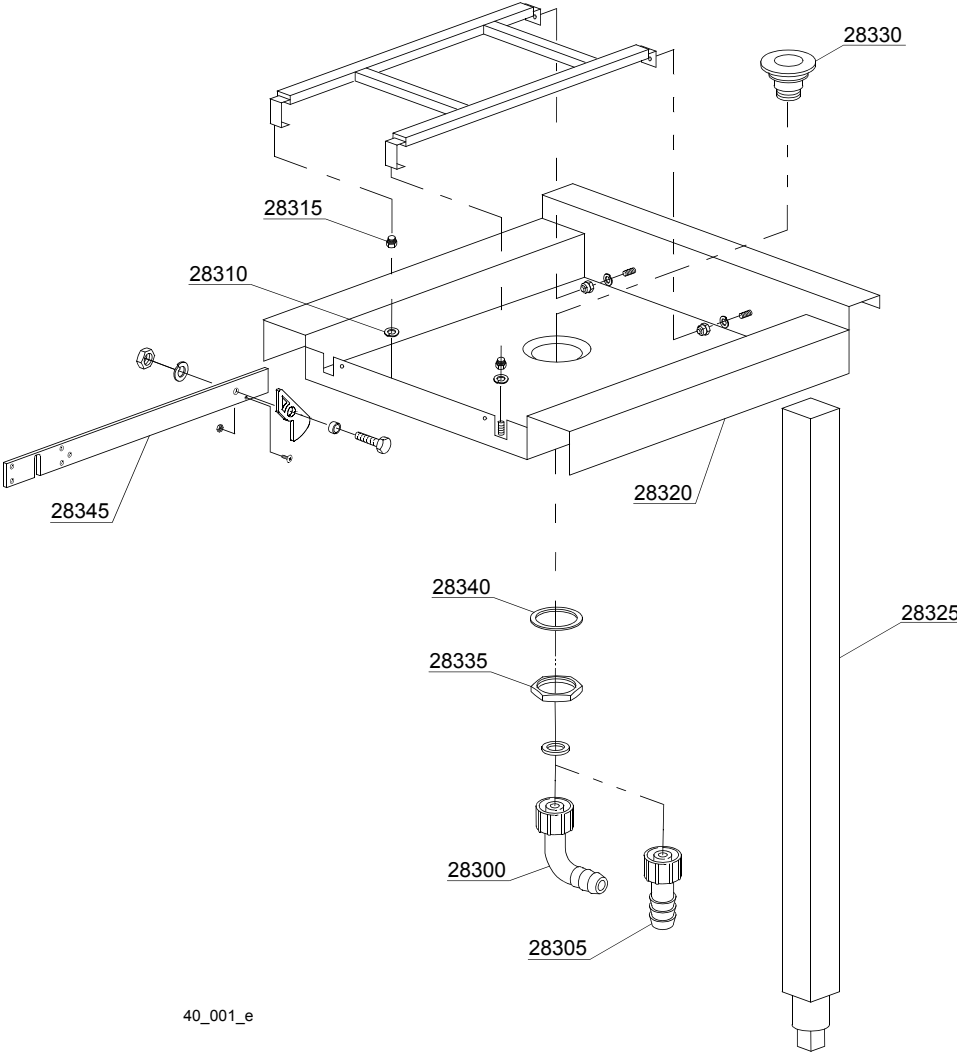
## Spare parts

ID	P-code	SN from	SN to	Mod.	Acces.	Volt	Description
<b>Module:Dispensers SDN-3</b>							
	15181/A		-		sdn3		Dispensers assembly SDN-3
29300	15185		-		sdn3		Pipe fitting for detergent dispenser
29305	15186		-		sdn3		Pipe fitting for rinse dispenser
29310	3009669		-		sdn3		Dispensers assembly SDN-3 support

em=ELECTROMECHANICAL SWITCHES, e=ELECTRONICAL SWITCHES, uw=LOWER AND UPPER WASHER  
24=24

hr=HEAT RECOVERY - TR98, hp=HEAT PUMP - TR99, sc9=STEAM CONDENSER - LC 91, csa=CONVEYOR SPEED ADJUSTING - LC 101, 972=90°MOTORIZED CHAIN CONVEYOR - LC 97/2, 973=180°MOTORIZED CHAIN CONVEYOR - LC 97/3, 974=DRYER WITH 90° MOTORIZED CHAIN CONVEYOR - LC 97/4, 975=DRYER WITH 180° MOTORIZED CHAIN CONVEYOR - LC 97/5, d9=DRYER - LC 90, d92=DRYER - LC 90/2, d929=DRYER - LC 90/900, cw=ADDITIONAL BOILER FOR COLD WATER SUPPLY, dvgw=DVGW VALVE SYSTEM, des=DETERGENT ECONOMIZER SYSTEM, szc9=SPLASH ZONE WITH CILINDER - LC 94, ti=TANK INSULATION, ds=DOUBLE SKIN, bp=BOOSTER PUMP, sdn3=DISPENSER SYSTEM SDN-3, 98=ANGLE LOADING TABLE - LC 98

A=3/N/PE~380-400V 50-60Hz, D=3/PE~200-210V 50-60Hz, F=2/PE~220-240V 50-60Hz, G=3/N/PE~415V 50-60Hz, H=3/PE~220-230V 50-60Hz, K=3/PE~380-400V 50-60Hz, L=3/PE~415V 50-60Hz, M=3/PE~440V 60Hz, P=1/N/PE~220-230V 50-60Hz, R=2/PE~220-240V 50-60Hz, U=1/N/PE~240V 50-60Hz, V=3/PE~240V 50-60Hz, W=1/N/PE~100-110V 50-60Hz



40\_001\_e

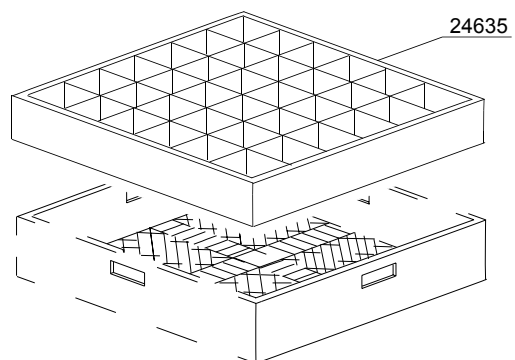
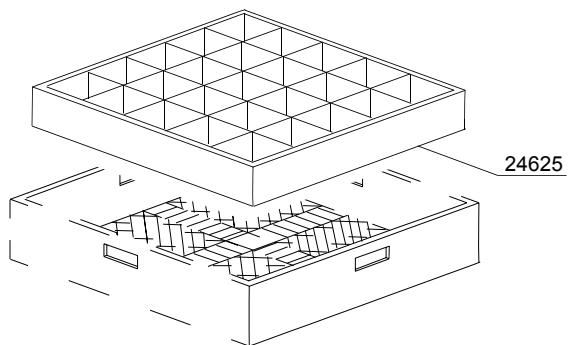
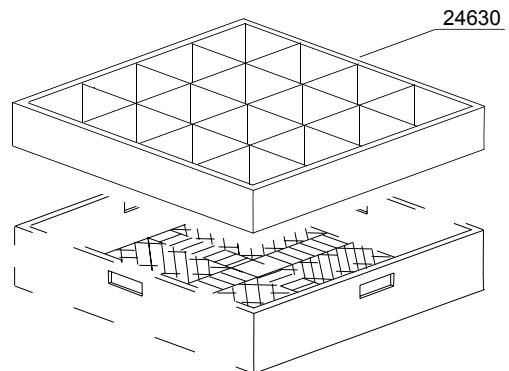
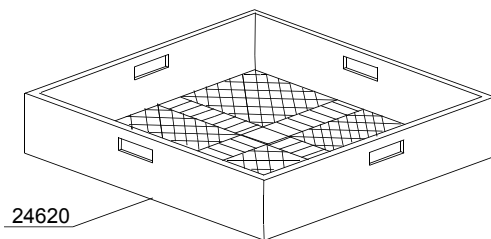
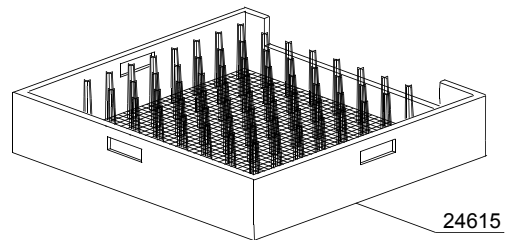
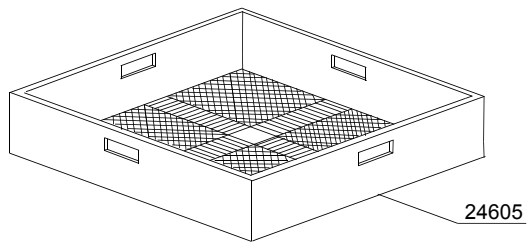
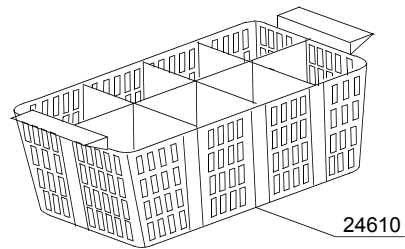
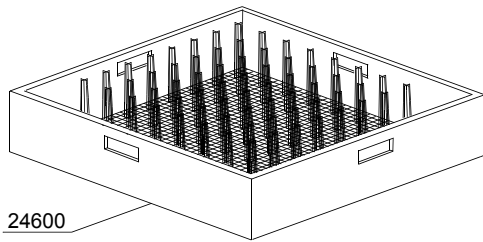
## Spare parts

ID	P-code	SN from	SN to	Mod.	Acces.	Volt	Description
<b>Module: Angle loading table 90° - LC 98</b>							
28300	15613		-				1" 1/4x30 nylon elbow
28305	15613/A		-				Fitting exauster
28310	3003024		-				Washer
28315	3003025		-				Bush
28320	3009250		-				Platform
28325	3009608		-				Leg assembly
28330	10200113		-				Floor drain
28335	10200114		-				Floor drain nut
28340	10200173		-				Gasket 75x58x2
28345	3003071		-				Clip support arm (LC98 table)

em=ELECTROMECHANICAL SWITCHES, e=ELECTRONICAL SWITCHES, uw=LOWER AND UPPER WASHER  
24=24

hr=HEAT RECOVERY - TR98, hp=HEAT PUMP - TR99, sc9=STEAM CONDENSER - LC 91, csa=CONVEYOR SPEED ADJUSTING - LC 101, 972=90°MOTORIZED CHAIN CONVEYOR - LC 97/2, 973=180°MOTORIZED CHAIN CONVEYOR - LC 97/3, 974=DRYER WITH 90° MOTORIZED CHAIN CONVEYOR - LC 97/4, 975=DRYER WITH 180° MOTORIZED CHAIN CONVEYOR - LC 97/5, d9=DRYER - LC 90, d92=DRYER - LC 90/2, d929=DRYER - LC 90/900, cw=ADDITIONAL BOILER FOR COLD WATER SUPPLY, dvgw=DVGW VALVE SYSTEM, des=DETERGENT ECONOMIZER SYSTEM, szc9=SPLASH ZONE WITH CILINDER - LC 94, ti=TANK INSULATION, ds=DOUBLE SKIN, bp=BOOSTER PUMP, sdn3=DISPENSER SYSTEM SDN-3, 98=ANGLE LOADING TABLE - LC 98

A=3/N/PE~380-400V 50-60Hz, D=3/PE~200-210V 50-60Hz, F=2/PE~220-240V 50-60Hz, G=3/N/PE~415V 50-60Hz, H=3/PE~220-230V 50-60Hz, K=3/PE~380-400V 50-60Hz, L=3/PE~415V 50-60Hz, M=3/PE~440V 60Hz, P=1/N/PE~220-230V 50-60Hz, R=2/PE~220-240V 50-60Hz, U=1/N/PE~240V 50-60Hz, V=3/PE~240V 50-60Hz, W=1/N/PE~100-110V 50-60Hz



00\_001\_e



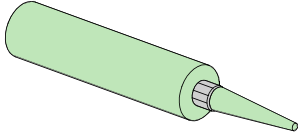
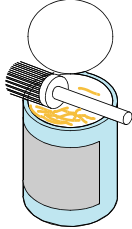
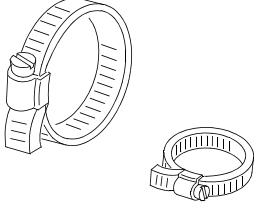
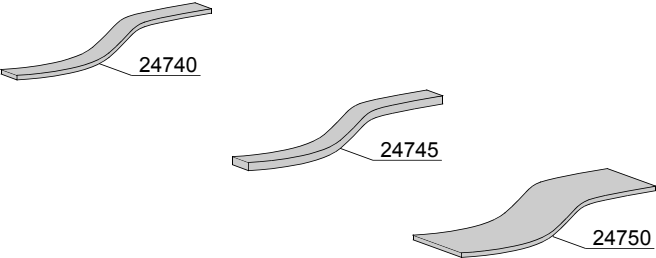
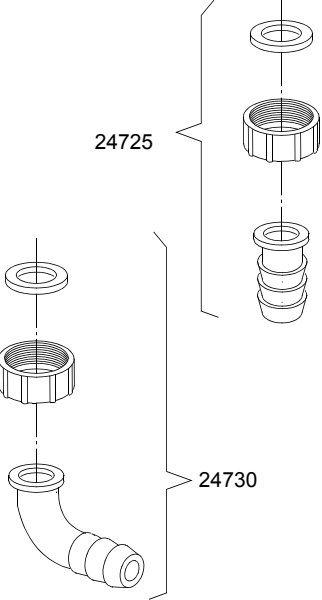
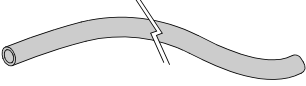
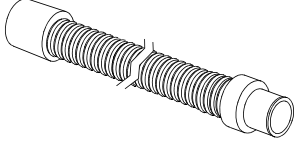
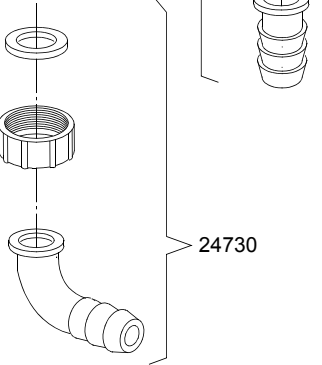
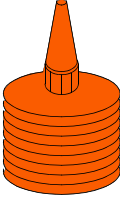
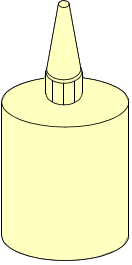
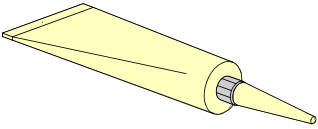
## Spare parts

ID	P-code	SN from	SN to	Mod.	Acces.	Volt	Description
<b>Module:Baskets</b>							
24600	C40		-				Place conveyor basket
24605	C41		-				Tight mesh conveyor basket for cutlery
24610	C47		-				Small 8 place cutlery basket
24615	C43		-				535mm tray conveyor basket
24620	C44		-				Mod.07 universal conveyor basket
24625	C112		-				5x5 vertical glass conveyor basket
24630	C113		-				4x4 vertical glass conveyor basket
24635	C114		-				6x6 vertical glass conveyor basket

em=ELECTROMECHANICAL SWITCHES, e=ELECTRONICAL SWITCHES, uw=LOWER AND UPPER WASHER  
24=24

hr=HEAT RECOVERY - TR98, hp=HEAT PUMP - TR99, sc9=STEAM CONDENSER - LC 91, csa=CONVEYOR SPEED  
ADJUSTING - LC 101, 972=90°MOTORIZED CHAIN CONVEYOR - LC 97/2, 973=180°MOTORIZED CHAIN CON-  
VEYOR - LC 97/3, 974=DRYER WITH 90° MOTORIZED CHAIN CONVEYOR - LC 97/4, 975=DRYER WITH 180° MO-  
TORIZED CHAIN CONVEYOR - LC 97/5, d9=DRYER - LC 90, d92=DRYER - LC 90/2, d929=DRYER - LC 90/900,  
cw=ADDITIONAL BOILER FOR COLD WATER SUPPLY, dvgw=DVGW VALVE SYSTEM, des=DETERGENT ECON-  
OMIZER SYSTEM, szc9=SPLASH ZONE WITH CILINDER - LC 94, ti=TANK INSULATION, ds=DOUBLE SKIN,  
bp=BOOSTER PUMP, sdn3=DISPENSER SYSTEM SDN-3, 98=ANGLE LOADING TABLE - LC 98

A=3/N/PE~380-400V 50-60Hz, D=3/PE~200-210V 50-60Hz, F=2/PE~220-240V 50-60Hz, G=3/N/PE~415V 50-60Hz,  
H=3/PE~220-230V 50-60Hz, K=3/PE~380-400V 50-60Hz, L=3/PE~415V 50-60Hz, M=3/PE~440V 60Hz, P=1/N/PE~220-  
230V 50-60Hz, R=2/PE~220-240V 50-60Hz, U=1/N/PE~240V 50-60Hz, V=3/PE~240V 50-60Hz, W=1/N/PE~100-110V  
50-60Hz

 <p>24700</p>	 <p>24705</p>	 <p>24760</p>
		
 <p>24755</p>	 <p>24735</p>	
 <p>24765</p>	 <p>24770</p>	 <p>24775</p>

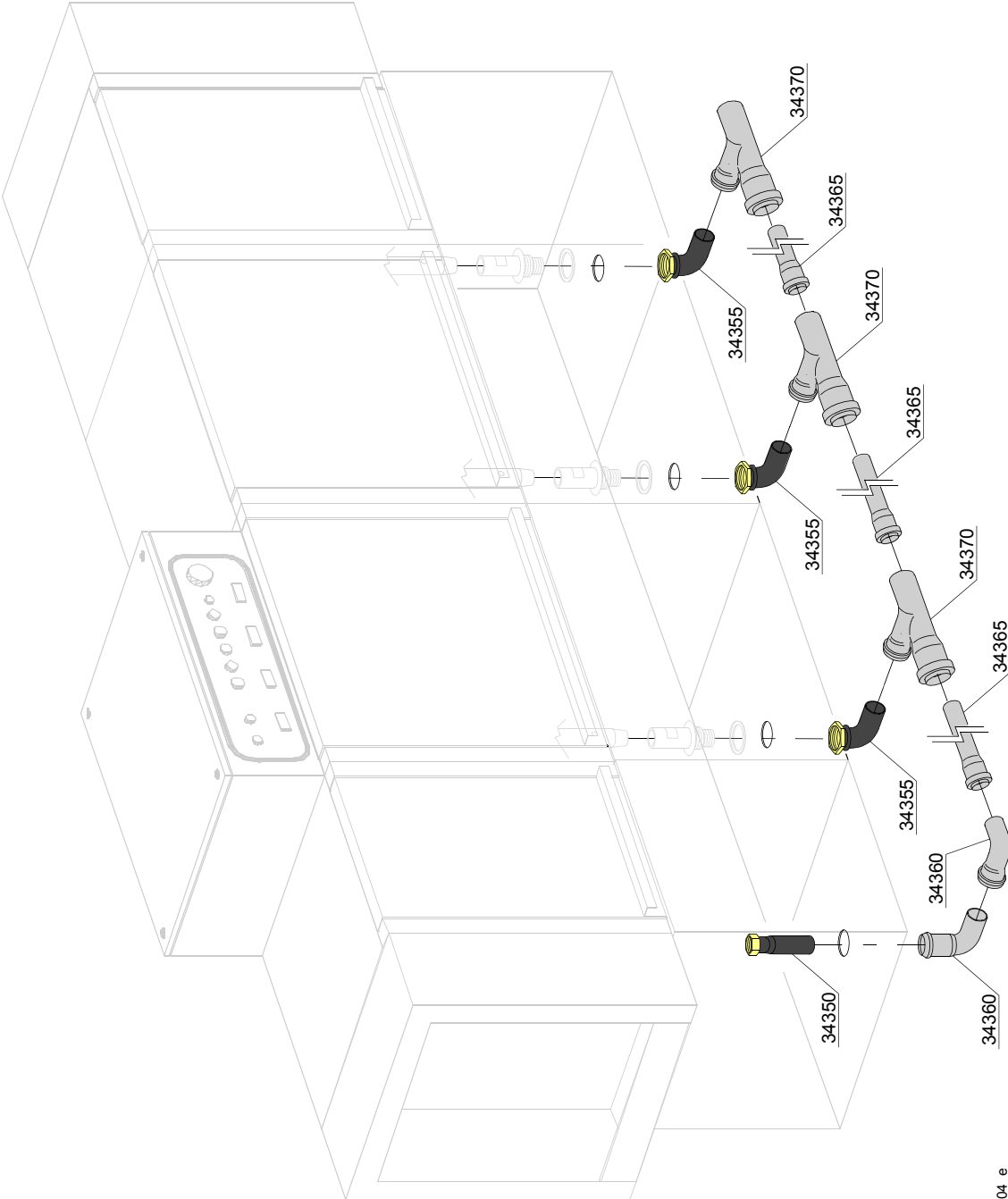
## Spare parts

ID	P-code	SN from	SN to	Mod.	Acces.	Volt	Description
<b>Module:Accessory</b>							
24700	---		-				Silicone UNI 9610 - UNI 9611
24705	---		-				Grease for higt temperatures CCIAA 629224
24705	---		-				Grease for food - Loctite 8104 Cat. N° 26560
24725	15613/A		-				Fitting exauster
24730	15613		-				1" 1/4x30 nylon elbow
24735	10727		-				Exauster pipe Ø 24mm
24735	10200112		-				Exauster pipe Ø 32mm
24740	15750		-				20x2 self-stick mousse
24745	15751		-				20x4 self-stick mousse
24750	15752		-				60x2 self-stick mousse
24755	2907350		-				Flexible pipe EPDM Ø12
24755	2907352		-				Flexible pipe EPDM Ø12 - WRAS
24755	2907353		-				Flexible pipe EPDM Ø12
24760	11807		-				Steel hose clamp 15/24
24760	11806		-				Steel hose clamp 25/40
24760	11810		-				Steel hose clamp 40/60
24760	11824		-				Steel hose clamp 50/70
24760	2902491		-				Steel hose clamp 60/80
24765	---		-				-50°C +150°C threads dope
24770	---		-				Loctite 542 Cat.N° 54246 - DIN-DVGW 86.02 e 125
24770	---		-				Loctite 243 Cat.N° 18937 - 19386
24775	---		-				Loctite 511 Cat.N° 24003 - DIN-DVGW 86.01 e 125
24775	---		-				Loctite 577 Cat.N° 25392

em=ELECTROMECHANICAL SWITCHES, e=ELECTRONICAL SWITCHES, uw=LOWER AND UPPER WASHER  
24=24

hr=HEAT RECOVERY - TR98, hp=HEAT PUMP - TR99, sc9=STEAM CONDENSER - LC 91, csa=CONVEYOR SPEED ADJUSTING - LC 101, 972=90°MOTORIZED CHAIN CONVEYOR - LC 97/2, 973=180°MOTORIZED CHAIN CONVEYOR - LC 97/3, 974=DRYER WITH 90° MOTORIZED CHAIN CONVEYOR - LC 97/4, 975=DRYER WITH 180° MOTORIZED CHAIN CONVEYOR - LC 97/5, d9=DRYER - LC 90, d92=DRYER - LC 90/2, d929=DRYER - LC 90/900, cw=ADDITIONAL BOILER FOR COLD WATER SUPPLY, dvgw=DVGW VALVE SYSTEM, des=DETERGENT ECONOMIZER SYSTEM, szc9=SPLASH ZONE WITH CILINDER - LC 94, ti=TANK INSULATION, ds=DOUBLE SKIN, bp=BOOSTER PUMP, sdn3=DISPENSER SYSTEM SDN-3, 98=ANGLE LOADING TABLE - LC 98

A=3/N/PE~380-400V 50-60Hz, D=3/PE~200-210V 50-60Hz, F=2/PE~220-240V 50-60Hz, G=3/N/PE~415V 50-60Hz, H=3/PE~220-230V 50-60Hz, K=3/PE~380-400V 50-60Hz, L=3/PE~415V 50-60Hz, M=3/PE~440V 60Hz, P=1/N/PE~220-230V 50-60Hz, R=2/PE~220-240V 50-60Hz, U=1/N/PE~240V 50-60Hz, V=3/PE~240V 50-60Hz, W=1/N/PE~100-110V 50-60Hz



00\_004\_e

## Spare parts

ID	P-code	SN from	SN to	Mod.	Acces.	Volt	Description
<b>Module:Centralized drainage components</b>							
34350	3060173		-				Straight pipe+brass nut dia Ø40 x 1/1"4
34355	3060174		-				Bend pipe + brass nut dia Ø40 x 1"1/4
34360	3060248		-				90° P.P Curve HTB Ø40
34365	3060172		-				P.P Tube HTDM 40/2
34370	3060176		-				"T" Pipe fitting PP-FF-M Ø40

em=ELECTROMECHANICAL SWITCHES, e=ELECTRONICAL SWITCHES, uw=LOWER AND UPPER WASHER  
24=24

hr=HEAT RECOVERY - TR98, hp=HEAT PUMP - TR99, sc9=STEAM CONDENSER - LC 91, csa=CONVEYOR SPEED  
ADJUSTING - LC 101, 972=90°MOTORIZED CHAIN CONVEYOR - LC 97/2, 973=180°MOTORIZED CHAIN CON-  
VEYOR - LC 97/3, 974=DRYER WITH 90° MOTORIZED CHAIN CONVEYOR - LC 97/4, 975=DRYER WITH 180° MO-  
TORIZED CHAIN CONVEYOR - LC 97/5, d9=DRYER - LC 90, d92=DRYER - LC 90/2, d929=DRYER - LC 90/900,  
cw=ADDITIONAL BOILER FOR COLD WATER SUPPLY, dvgw=DVGW VALVE SYSTEM, des=DETERGENT ECON-  
OMIZER SYSTEM, szc9=SPLASH ZONE WITH CILINDER - LC 94, ti=TANK INSULATION, ds=DOUBLE SKIN,  
bp=BOOSTER PUMP, sdn3=DISPENSER SYSTEM SDN-3, 98=ANGLE LOADING TABLE - LC 98  
A=3/N/PE~380-400V 50-60Hz, D=3/PE~200-210V 50-60Hz, F=2/PE~220-240V 50-60Hz, G=3/N/PE~415V 50-60Hz,  
H=3/PE~220-230V 50-60Hz, K=3/PE~380-400V 50-60Hz, L=3/PE~415V 50-60Hz, M=3/PE~440V 60Hz, P=1/N/PE~220-  
230V 50-60Hz, R=2/PE~220-240V 50-60Hz, U=1/N/PE~240V 50-60Hz, V=3/PE~240V 50-60Hz, W=1/N/PE~100-110V  
50-60Hz