




Spare parts suitable for:
DIHR



GEV Catering Spares Ltd.
Office 307/308 – Springfield House
Springfield Business Park – Springfield Road
GRANTHAM
NG31 7BG
UNITED KINGDOM

Phone: +44 (0)1476 514642
Fax: +44 (0)1476 514640
info@gev-online.co.uk
www.gev-online.co.uk

Member of  **GEV GROUP**




Wash and rinse systems

Page 4



Various and air traps

Page 10



Drain and filter systems

Page 10



Door and hood components

Page 14



Electrical components

Page 15



Dosing pumps

Page 20



Heating elements and boilers


Page 20




Pumps and components

Page 22

D Wash and rinse systems




Item	Order	Description	Model	OEM
1	517020	wash and rinse arm compl.	C40CF	400906
1	517021	wash and rinse arm compl.	C40CS, 10ULS	400909
1	517022	wash and rinse arm compl.	Derby CF, GS35, Star CF, turbo CF	10990
2	517023	wash and rinse arm compl.	Star LS, turbo LS	18995



Item	Order	Description	Model	OEM
1	517024	wash and rinse arm compl.	GS 40, Linear CF, Linear LS, 6U, 6ULS, 10U	16950
2	517025	wash and rinse arm compl.	Gastro 450, 7U	26957



Item	Order	Description	Model	OEM
1	517026	wash jet opening large		10746
2	517027	wash jet opening small		10746/A
3	517028	wash jet (cross)		10212
4	517029	blind jet (cross) large		10216
5	517030	O-ring		13017
6	517031	end cap		10206



Item	Order	Description	Model	OEM
1	517032	rinse jet		12528
2	517033	rinse jet (cross)		10213
3	517034	blind jet (cross) small		10217
4	517035	O-ring		13016
5	517036	end cap		12527
6	517037	bearing bush		13319
7	517038	securing strip		10210
8	517039	lock screw		11101/1




Item	Order	Description	Model	OEM
1	517040	wash and rinse arm compl.	Gastro 450, 500, 700, 900, G 600, GS 45, GS 50, Tekno 6, 7U, 9U, 29P, 31U, 38U, 66U, 255U, 297U Gastro 11S (old)	15956 75910




Item	Order	Description	Model	OEM
1	517042	wash jet		10211
2	517043	wash jet (cross)		10218
3	517044	blind jet (cross)		10219
4	517045	O-ring		13018
5	517046	end cap		10207



Item	Order	Description	Model	OEM
1	517032	rinse jet		12528
2	517033	rinse jet (cross)		10213
3	517034	blind jet (cross) small		10217
4	517035	O-ring		13016
5	517036	end cap		12527
6	517037	bearing bush		13319
7	517038	securing strip		10210
8	517039	lock screw		11101/1



Item	Order	Description	Model	OEM
1	517047	wash and rinse arm compl.	Derby CF, GS35, GS37, Star CF, turbo CF, Tekno 4CF (to 2/99), 30U, 67U	10998
2	517023	wash and rinse arm compl.	Star LS, turbo LS, Tekno 4LS (to 2/99), 3ULS, 4ULS, 30 ULS	18995




Item	Order	Description	Model	OEM
1	517049	wash and rinse arm compl.	Tekno 4CF (from 3/99), JU, 1U, 3U, 4U, 32P, 10U	540998
2	517050	wash and rinse arm compl.	Tekno 4LS (from 3/99)	540995



Item	Order	Description	Model	OEM
1	517051	wash jet opening large		10357
2	517052	wash jet opening small		10366
3	517053	blind jet large		10358
4	517030	O-ring wash jet		13017
5	517054	rinse jet		12537
6	517055	blind jet small		12538
7	517056	O-ring rinse jet		13002




Item	Order	Description	Model	OEM
1	517057	wash and rinse arm boss		10364
2	517058	wash and rinse arm boss		540013
3	517037	bearing bush		13319
4	517060	lock screw		10365




Item	Order	Description	Model	OEM
1	517061	rinse arm compl.	C40CF, GS40, Linear CF	16903
1	517062	rinse arm compl.	C40LS, Linear LS	16922
1	517063	rinse arm compl.	Derby CF, GS35, Star CF, turbo CF	10905
1	517065	rinse arm compl.	Linear CF/LS, Derby CF Star CF/LS, turbo CF/LS, GS35, GS37, GS40, JU, 1U - 6U, 10U, 30U, 32P, 67U	10996
2	517064	rinse arm compl.	Star LS, turbo LS	18904




Item	Order	Description	Model	OEM
1	517032	rinse jet		12528
2	517035	O-ring		13016
3	517036	end cap		12527
4	517066	lock screw		11101/A
5	517056	O-ring		13002
6	517054	rinse jet		12537
7	517060	lock screw		10365
8	517067	bearing bush		13320
9	517037	bearing bush		13319



Item	Order	Description	Model	OEM
1	517068	wash arm	GS100, 20U, 14U, Gastro 11S, 16U, 17U, 69U	75915
2	517069	wash arm	37U, H6U, 612D, 612S, Gastro 1200S	10600900
3	517155	wash arm support		75319
4	517070	wash arm nut		75317
5	517071	wash arm bearing		75316



Item	Order	Description	Model	OEM
1	517072	rinse arm		75918 10600913
2	517073	rinse arm spindle	GS100, Gastro 11S, Gastro 1200S,	75323
3	517074	bearing bush	G12D, G12S, 20U,	13330
4	517075	lock screw	14U, 37U, H6U, 16U, 17U, 69U	11101/B
5	517076	rinse jet		560018
6	517077	end cap		560017



Item	Order	Description	Model	OEM
1	517080	wash jet		80300
2	517081	wash jet holder		80303
3	517082	gasket	LP1, LP2, LP3	80305
4	517083	end cap		80304
5	517084	wash arm bearing		80221
6	517085	wash arm nut	LP2, 18U	80222
7	517086	bearing bush	LP3, LP4	88126
8	517087	O-ring	LP4, 18U, 19U, 35U	13023
9	517088	end cap		3003029



Item	Order	Description	Model	OEM
1	517078	wash jet fixed arm	universal/CF	18135
2	517079	end cap fixed arm		12503



Item	Order	Description	Model	OEM
1	517089	rinse jet		2902811
2	517056	O-ring		13002
3	517090	end cap	LP1, LP2, LP3, LP4, 18U, 19U, 35U, 60U, 70U	2906450
4	517091	rinse arm spindle		80350
5	517037	bearing bush		13319
6	517075	lock screw		11101/B




Item	Order	Description	Model	OEM
1	517059	wash arm compl.		75913
2	517043	wash jet (cross)		10218
3	517033	rinse jet (cross)		10213
4	517076	rinse jet		560018
5	517077	end cap rinse arm	LP1, LP1800	560017
6	517037	bearing bush		13319
7	517039	lock screw		11101/1
8	517038	protective plate		10210




Item	Order	Description	Model	OEM
1	517092	guide		10203
2	517093	rinse arm spindle	C40 CF/LS, GS40,	16039
3	517094	cover	Linear CF/LS, 6U, 10U	16250
4	517095	flange 60 mm		16038



Item	Order	Description	Model	OEM
1	517092	guide		10203
2	517096	rinse arm spindle	Gastro 450,	19003
3	517094	cover	7U, 67U	19250
4	517095	flange 60 mm		16038



Item	Order	Description	Model	OEM
1	517101	teflon disc		13302
2	517092	guide	Derby CF,	10203
3	517102	rinse arm spindle	turbo CF/LS,	12501
4	517103	cover	JU, 1U, 3U	10204



Item	Order	Description	Model	OEM
1	517092	guide		10203
2	517097	rinse arm spindle	GS35, GS37,	135101
3	517098	cover	30U	135250
4	517095	flange 60 mm		16038



Item	Order	Description	Model	OEM
1	517104	O-ring	C40 CF/LS,	13000
2	517105	wash arm support lower, dosing pump connection open	Derby CF,	10205/A
2	517106	wash arm support lower, dosing pump connection closed	Linear CF/LS,	
			Star CF/LS,	10205
			turbo CF/LS,	
3	517107	O-ring	GS35, GS37,	
4	517108	rinse connection	GS40, JU, 1U,	13003
			3U, 4U, 6U,	12030
			7U, 10U, 30U,	
			67U, Gastro	
			450	



Item	Order	Description	Model	OEM
1	517092	guide		10203
2	517099	rinse arm spindle	Star CF/LS, 4U	18510
3	517100	cover		18250
4	517095	flange 60 mm		16038



Item	Order	Description	Model	OEM
1	517109	rinse arm spindle		15300
2	517110	rinse support	Gastro 500, 750,	15040/A
			900, G600, 38U	15040
3	517111	rinse arm		15303
4	517112	cover		15039/A



Item	Order	Description	Model	OEM
1	517109	rinse arm spindle		15300
2	517110	rinse support	GS50 (old)	15040/A
				15040
3	517113	rinse arm		15304
4	517114	cover		15039

D


Suitable for Dühr



Item	Order	Description	Model	OEM
1	517115	spacer		75321
2	517116	rinse arm spindle		75315
3	517110	cover (support)	14U, Gastro 11S (new)	15040/A
4	517113	rinse arm		15304
5	517114	cover		15039




Item	Order	Description	Model	OEM
1	517129	cover	GS45, GS50 (old), GS100, 9U, 20U, 31U, 66U	550223
2	517130	cover	29P, 295U, 297U, Tekno 6	560004
3	517131	O-ring	GS45, GS50 (old), GS100, 9U, 20U, 31U, 66U, 29P, 295U, 297U, Tekno 6	13015
4	517133	wash arm support lower		500612



Item	Order	Description	Model	OEM
1	517117	rinse arm spindle		22029
2	517118	cover (measuring cup)	Gastro 11S (old) LP1	22028
3	517119	rinse arm		22026
4	517114	cover	Gastro 11S	15039
5	517120	cover	LP1, LP1800	22050



Item	Order	Description	Model	OEM
1	517092	guide		10203
2	517142	rinse arm spindle	Tekno4 CF/LS	540011
3	517134	nut		540010
4	517135	gasket		540034
5	517136	wash arm support lower	Tekno 4 CF	540009
5	517137	wash arm support lower	Tekno 4 LS	540046



Item	Order	Description	Model	OEM
1	517121	nut		15038
2	517122	O-ring	Gastro 500, 750, 900, G600, GS50 (old), Gastro 11S, 14U, 38U, LP1	13006
3	517123	wash arm support lower		15041
4	517107	O-ring		13003
5	517125	rinse connection		12506



Item	Order	Description	Model	OEM
1	517138	guide		10225
2	517134	nut		540010
3	517135	gasket	32P	540034
4	517137	wash arm support lower		540046




Item	Order	Description	Model	OEM
1	517109	rinse arm spindle	GS45, GS50 (new),	15300
2	517126	rinse arm	9U, 31U, 66U	550226
3	517127	spacer piece	GS100, 20U	550220
4	517128	rinse arm		550219
5	517109	rinse arm spindle	29P, 295U, 297U,	15300
6	517132	rinse arm	Tekno 6	560005



Item	Order	Description	Model	OEM
1	517139	throttle disc		11600033
2	517140	rinse arm		11600021
3	517141	cover	37U, H64, G12U	11600007
4	517131	O-ring		13015
5	517133	wash arm support lower		500612



Item	Order	Description	Model	OEM
1	517150	wash arm support upper		540047
2	517092	guide		10203
3	517152	rinse arm	Tekno 4LS, 32P	540015
4	517148	gasket		540032
5	517134	nut		540010




Item	Order	Description	Model	OEM
1	517143	rinse arm holder upper	C40 CF/LS, Derby CF, Linear CF/LS, Star CF/LS, turbo CF/LS, JU, 1U, 3U, 4U, 6U	10909
2	517144	rinse arm holder		350402
3	517107	O-ring	GS35, GS37, GS40, 10U, 30U, 67U	13003
4	517145	rinse arm spindle		350401



Item	Order	Description	Model	OEM
1	517133	wash arm support upper		500612
2	517109	rinse arm spindle	Tekno 6, 9U, 29P, 31U, 66U, 295U, 297U	15300
3	517131	gasket		13015
4	517154	nut		500610



Item	Order	Description	Model	OEM
1	517002	wash arm support upper	Gastro 450, 500, 750, 900, G600, 9U, 38U, Gastro 11S (old), LPI, LPI/800	15069 15069/A 15069/C 15300
2	517109	rinse arm spindle		15300
3	517142	wash arm support upper	GS100, 20U	550914 540011



Item	Order	Description	Model	OEM
1	517155	rinse connection		75319
2	517156	wash connection upper	14U, Gastro 11S	75067
3	517157	rinse arm		75322



Item	Order	Description	Model	OEM
1	517146	wash arm support upper		540017
2	517147	rinse arm spindle	Tekno 4CF	540014
3	517148	gasket		540032
4	517149	nut		540016



Item	Order	Description	Model	OEM
1	517155	rinse connection	32U, H64, G12D, G12S	75319 78001
2	517159	wash connection upper		78001
3	517157	rinse arm		75322

D

Suitable for Dühr



Item	Order	Description	Model	OEM
1	517161	rinse connection		10600202
2	517162	O-ring	Gastro 1200S	13007
3	517153	rinse arm		10600023

Various



Item	Order	Description	Model	OEM
1	517163	4-way divider 13mm		15151
2	517164	3-way divider 13mm		15152
3	517165	3-way divider 13mm		15165



Item	Order	Description	Model	OEM
1	517166	Y-piece, 14mm		540090 540091



Item	Order	Description	Model	OEM
1	516101	back flow restrictor		999900006
2	517167	non-return valve		16070

Air traps



Item	Order	Description	Model	OEM
1	517168	air trap 56mm	GS35, GS37, Gastro 450, G600, Gastro 500, 750, 900, 7U, 29P, 30U, 38U, 295U, 297U	10911/D
2	517169	air trap 65mm	GS100, 20U, 67U, 14U, Gastro 11S, LP1, LP1/800, 16U, 17U, 69U	10911/C
3	517170	air trap 75mm	GS40, GS45, GS50 (new), C40 CF/LS, Linear CF/LS, Tekno 4 CF/LS, 6U, 9U, 19U, 31U, 32P, 37U, H6U, G12D, G12S	10911/B



Item	Order	Description	Model	OEM
1	517171	air trap 90mm	GS50 (old), Derby CF, Star CF/LS, turbo CF/LS; Tekno 6, JU, 1U, 3U, 4U, 66U, Gastro 1200S, LP2, 18U, 60U, 70U	10911
2	517172	air trap	LP3, LP4, 19U, 35U	80106
3	517173	gasket		13301
4	517174	nut M8x1		11702


Drain and filter systems



Item	Order	Description	Model	OEM
1	517175	drain plug	C40 CF/LS, CS40, Linear CF/LS, 6U, 10U	16052
2	517176	drain plug	Derby CF, Star CF/LS, JU, 1U, 4U	10725
3	517177	drain plug	GS35, GS37, 30U, 67U	135251 135252
4	517178	drain plug	GS50 (old), 7U, 38U	150320
5	517179	drain plug	Gastro 450, 500, 750, 900, turbo CF/LS, G600, 3U	15126



Item	Order	Description	Model	OEM
1	517180	nut		11701/A
2	517181	gasket		13305
3	517182	drain elbow		10701
4	517183	nut with filter guide	4U, 6U, 10U, 30U, 67U	11701/B
5	517184	filter		440751



Item	Order	Description	Model	OEM
1	517180	nut		11701/A
2	517288	drain seating	Gastro 500, 750, 900, G600	15063
3	517207	drain elbow		15613



Item	Order	Description	Model	OEM
1	517185	drain plug	GS45, GS50 (new), GS100, 9U, 31U, 66U, 14U	500618
2	517186	drain plug	Tekno 6, 20U, 29P, 295U, 297U	500619
3	517187	drain plug	Tekno 4, 32P	540033
4	517188	drain plug/ drain pump	29P, 295U, 297U	560020
5	517189	V-ring		13021




Item	Order	Description	Model	OEM
1	517201	drain plug	Gastro 11S (old)	22018
2	517202	drain plug	Gastro 11S (new)	75250
3	517203	drain plug	LP1, LP1/800, 16U, 17U	22251
4	517204	drain plug	LP2	80250



Item	Order	Description	Model	OEM
1	517190	filter	GS45, GS50 (new),	500616
2	517191	filter	GS100, 9U, 20U, 31U,	500620
3	517192	filter guide	66U, Tekno 4	500615



Item	Order	Description	Model	OEM
1	517254	drain seating		10200113
2	517205	gasket	14U, Gastro 11S,	10200173
3	517206	nut	LP1, LP1/800,	10200114
4	517207	drain elbow	LP2, 16U, 17U	15613




Item	Order	Description	Model	OEM
1	517193	upper part of valve	29P, 32P, 295U, 297U	500601
2	517194	gasket	GS45, GS50 (new), Tekno 4,	80208
3	517195	inlet and drain elbow	Tekno 6, 9U, 29P, 31U, 32P, 66H, 295U, 297U	500606
4	517194	gasket		80208
5	517196	inlet and drain elbow	GS100, 20U	500603



Item	Order	Description	Model	OEM
1	517208	filter	C40 CF/LS,	16050
2	517209	filter holder	Linear CF/LS, Star CF/LS,	16051/A
3	517210	lock nut	GS35 (old), GS40 (old), 6U	11713




Item	Order	Description	Model	OEM
1	517197	drain plug upper part		11600019
2	517198	drain tube	37U, H6U, G12D,	11600011
2	517199	drain tube drain pump	G12S, Gastro 1200S	11600052
3	517200	flange		11600002



Item	Order	Description	Model	OEM
1	517211	filter	Derby CF, JU, 1U	10914
2	517212	filter	turbo LF/CS, 3U	10914/A
3	517213	filter	GS50 (old)	15082

D

Suitable for Dühr




Item	Order	Description	Model	OEM
1	517214	filter	GS35 (new), GS37,	540002
2	517215	drain fitting	GS40 (new), 4U,	540000
3	517181	gasket	10U, 30U, 67U	13305
4	517180	nut		11701/A



Item	Order	Description	Model	OEM
1	517216	filter	Gastro 11S, 14U, LP1	15911
2	517217	filter	G12D, G12S, 37U, H6U	3019071
3	517218	filter	Gastro 1200S	10200025

Hoses




Item	Order	Description	Model	OEM
1	517219	boot	Derby CF, JU, 1U	13306
2	517220	boot	turbo CF/LS, 3U	13350
3	517221	inlet hose	G40 CF/LS, Linear C7, 6U	16170
4	517230	inlet hose	Linear LS, Gastro 450 (old), 6ULS	16169



Item	Order	Description	Model	OEM
1	517223	inlet hose	Star LF/LS, GS35, GS37, 4U, 10ULS, 30U, 67U	18787
2	517224	inlet hose	Telko 4 CF/LS, 32P	540005
3	517225	inlet hose	GS50 (old), Gastro 450 (new), 7U	15032



Item	Order	Description	Model	OEM
1	517226	inlet hose	GS45, GS50 (new), 9ULS, 31U	25032/A
2	517227	inlet hose	Tekno 6, 29P, 66U, 295U, 297U	25032



Item	Order	Description	Model	OEM
1	517228	inlet hose	Gastro 500, 750, 900, 9U, G600, 38U, 14U, Gastro 11S, G12S, G12D, 16U, 17U, 19U, 69U,	15032/A
2	517229	inlet hose	20U, GS100	550224



Item	Order	Description	Model	OEM
1	517219	boot	Derby CF	13306
2	517221	inlet hose	C40 CF/LS, Linear CF	16170
3	517230	inlet hose	Linear CS	16169



Item	Order	Description	Model	OEM
1	517223	drain hose	Star CF/LS	18787
2	517234	outlet hose	Star CF/LS, GS35, GS37	18788
3	517231	outlet hose	GS40	10718, 440718



Item	Order	Description	Model	OEM
1	517236	inlet hose	37U, H6U, 60U, LP3, LP4, 15U	3002020
2	517237	inlet hose	Gastro 1200S	10200124/A



Item	Order	Description	Model	OEM
1	517241	outlet hose lower	30 U, LS	16167
2	517242	outlet hose lower	Tekno 6, 29P, 9U, 295U, 297U	560014



Item	Order	Description	Model	OEM
1	517238	inlet hose	LP1/LP1/800	22015
2	517239	inlet hose	LP2, 18U	80502



Item	Order	Description	Model	OEM
1	517243	outlet hose lower	GS45, GS50, 9U, 31U, 66U	150049
2	517244	outlet hose lower	Gastro 450, 500, 750 900, G600, 7U, 38U	15032/ A




Item	Order	Description	Model	OEM
1	517231	outlet hose lower	C40 CF/LS, Derby CF, turbo CF/LS, GS35, GS37, GS40, JU, 1U, 3U, 10U, Linear CF	10718 17215 16083
2	517233	outlet hose lower	Linear LS, 6U, 32P, 10ULS	16168



Item	Order	Description	Model	OEM
1	517245	outlet hose lower	20U, 14U, Gastro 11S, GS100	15033/A
2	517246	outlet hose lower	37U, H6U, G12S, G12D	11600048



Item	Order	Description	Model	OEM
1	517234	outlet hose lower	Star CF/LS, 4U	18788
2	517240	outlet hose lower	Tekno 4 CF/LS, 10ULS	16168




Item	Order	Description	Model	OEM
1	517247	outlet hose upper	Gastro 500, 700, 900, G600, 20U, 38U, GS100	15034
2	517248	outlet hose upper	14U, Gastro 11S	16170/M

D


Suitable for Dühr



Item	Order	Description	Model	OEM
1	517249	outlet hose upper/lower	37U, H6U, G12S, G12D	1160000
2	517250	outlet hose upper/lower	Gastro 1200S	10200122/A



Item	Order	Description	Model	OEM
1	517251	outlet hose upper	C 40LS, Linear LS, 6U, 10U, 30U	16167
2	517252	outlet hose upper	Star LS, turbo LS, 4U	18044
3	517253	outlet hose upper	Tekno 4LS, 32P	540004




Item	Order	Description	Model	OEM
1	517255	outlet hose upper	Tekno 6, 29P, 66U, 295U, 297U	560008
2	517256	outlet hose upper	GS45, GS50, 9U, 31U	150048/A
3	517257	outlet hose upper	Gastro 450, 7U	30002021


Door components



Item	Order	Description	Model	OEM
1	517258	door bush	C40 CF/LS, Linear CF/LS, Star, CF/LS, turbo CF/LS, Gastro 450, 500, 750, 900, G600	11835
2	517259	spring	Derby	10700
3	517260	spring	Linear CF/LS, Star CF/LS,	10700/B
4	517261	spring	Gastro 450, 500, 750, 900, G600	10700/A



Item	Order	Description	Model	OEM
1	517262	door stay right	GS35, GS37	135221
2	517263	door stay left		135221/A
3	517264	rod guide		150401
4	517265	end stop		135222




Item	Order	Description	Model	OEM
1	517266	hinge right	GS40, GS45, GS50	150210
2	517267	hinge left		150211
3	517268	bush		11835/A
4	517269	door stay		150221
5	517264	rod guide		150401
6	517265	end stop		135222

Hood components




Item	Order	Description	Model	OEM
1	517270	spring holder right	GS100	550908
2	517271	spring holder left		550909
3	517272	spring lower		550212
4	517273	spring upper		550206/A
5	517274	door stay		150221/A
6	517264	rod guide		150401
7	517265	end stop		135222



Item	Order	Description	Model	OEM
1	517275	catch	C40 CF/LS, GS40, GS45, GS50, turbo CF/LS	10775
2	517276	catch		150402
3	517277	gasket	GS35, GS37	150403
4	517278	door catch		150402/D




Item	Order	Description	Model	OEM
1	517279	bush teflon		75204
2	517280	bush brass		75203
3	517281	nut		75202
4	517290	screw s/s	14U, Gastro 11S	75201
5	517282	roller bush		10800231
6	517283	door roller		10800244
7	517284	race		10800130



Item	Order	Description	Model	OEM
1	345977	push button, 2-pole		15861/ A
2	345978	signal lamp	Gastro12S, LP1	15862
3	345983	button, 2-pole		15049
4	345979	switch, 2-pole-changeover		15863



Item	Order	Description	Model	OEM
1	517286	spring	14U, Gastro 11S,	75303
2	517287	spring	37U, H6U, G12D, G12S	70302
3	517048	side spring	Gastro 1200S	10800033 10800034
4	517160	spring compressor		10800210




Item	Order	Description	Model	OEM
1	345866	switch combination/ 1 switch - 2 pole, 1 push button - 1-pole, 1 signal lamp, 230V	GS35, GS37,	15888
2	345867	switch combination/ 1 switch - 2-pole-changeover, 1 push button - 1-pole, 1 signal lamp, 230V	GS40, GS45, GS50	15891

Electrical components

Switches




Item	Order	Description	Model	OEM
1	345981	switch, 2-pole	Torbo, Derby, Linear, Star, Gastro 450/ 500, Gastro 700/ 900, G600, Gastro 115, Gastro12D, Gastro1200S	15048
2	345982	switch, 2-pole-changeover		15050
3	345983	push button, 2-pole		15049
4	345984	switch + lamp		18080
5	345985	signal lamp, 230V		15051



Item	Order	Description	Model	OEM
1	345868	switch combination/ 1 push button - 1-pole, 1 signal lamp, 230V, 1 blind cap	GS40, GS45, GS50	15893
2	345869	switch combination/ 1 push button - 1-pole, 1 signal lamp, 230V, 1 signal lamp, 230V		15894




Item	Order	Description	Model	OEM
1	345975	switch, 2-pole (on)		15861
2	345976	switch, 2-pole-changeover (on)	C40, LP1	15865
3	345973	push button, 1-pole, blue		15860
4	345974	push button, 1-pole, yellow		15859




Item	Order	Description	Model	OEM
1	345870	switch combination/ 1 push button - 2-pole, 1 push button - 1-pole, 1 signal lamp, 230V	GS40,	15892
2	345871	switch combination/ 1 push button - 1-pole-changeover, 1 signal lamp, 230V, 1 blind cap	GS45, GS50	15796

D

Suitable for Dühr



Item	Order	Description	Model	OEM
1	345872	switch combination/ 1 push button - 1-pole, 1 push button - 2-pole, 1 signal lamp, 230 V	GS40, GS45, GS50	15893A
2	345873	switch combination/ 1 signal lamp, 230 V, 1 blind cap, 1 blind cap		15889




Item	Order	Description	Model	OEM
1	345874	switch combination/ 1 push button - 1-pole, 1 signal lamp		15899/ B
2	345875	switch combination/ 1 push button - 1-pole, 1 signal lamp, 230 V	GS35, GS37	15899/ C
3	345876	switch combination/ 1 push button - 1-pole, 1 signal lamp		15899
4	345877	switch combination/ 1 signal lamp, 230 V, 1 blind cap		15899/ A

Logic elements




Item	Order	Description	Model	OEM
1	345722	switch, 1-pole		15813
1	345130	push button, 1-pole	Tekno4, Tekno6, 29P, 32P, JU,	
2	345719	switch, 1-pole-changeover	1U, 3U, 4U, 6U, 7U, 9U, 01U,	
2	345547	push button, 1-pole-changeover	30U, 31U, 36U, 37U, 38U, 295U,	15812
3	345720	switch, 2-pole		15812
3	345980	push button, 2-pole	297U, H6U,	15800
4	345605	switch, 2-pole-changeover	16U, 17U, 18U, 19U, 35U, 60U,	15811
4	345606	push button, 2-pole-changeover	69U, 70U	15811/ A
5	345721	blind element holder		15844

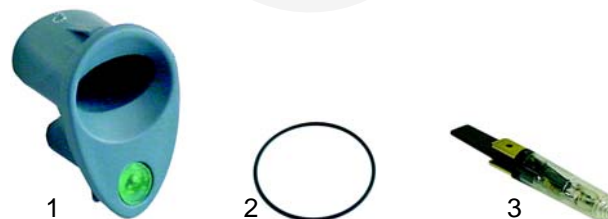
Push Buttons




Item	Order	Description	Model	OEM
1	345878	No.2		560523/ A
2	345879	No.5		560526/ A
3	345880	cycle		560527/ A
4	345881	drain pump	Tekno4, Tekno6,	560528/ A
5	345882	start	29P, 32P	560529/ A
6	345883	program		560530/ A
7	345884	regeneration		560531/ A
8	345885	cold (rinse)		560534/ A
9	345886	No. 8		560538



Item	Order	Description	Model	OEM
1	345888	start		89341
2	345887	cycle	JU, 1U, 3U, 4U, 6U, 7U, 9U, 10U,	89340
3	345889	program selector	30U, 31U, 36U,	89342
4	345890	drain pump	37U, 38U, 295U,	89343
5	345891	cold (rinse)	296U, HGU, 16U,	89344
6	345892	regeneration	17U, 18U, 19U, 35U, 60U, 69U,	89345
7	345893	continuous	70U	89346
8	345894	blind cap		89348




Item	Order	Description	Model	OEM
1	345895	housing	JU, 1U, 4U, 6U, 7U, 10U,	89300
2	345896	gasket	36U, 37U, 38U, H6U, 1GU, 17U, 18U, 19U,	89332
3	359132	signal lamp	35U, 60U, 69U, 70U	15826



Item	Order	Description	Model	OEM
1	345897	housing		89302
2	345898	housing	3U, 9U, 30U, 31U, 66U, 67U, 295U, 297U	89304
3	345899	blank housing		89303



Item	Order	Description	Model	OEM
1	345906	housing		89301
2	345907	push button (start)		89347
3	359132	signal lamp	3U, 9U, 30U, 31U, 66U, 67U, 295U, 297U	15826
4	345908	gasket		89331




Item	Order	Description	Model	OEM
1	345914	rotary switch, 2 positions	LP2/ 3/ 4	30009001
2	345915	rotary switch, 5 positions		80410

Signal lamps



Item	Order	Description	Model	OEM
1	359004	signal lamp, 230V		10711
2	359139	signal lamp, 230V		10711/ B
3	359132	signal element, 230V, green		15826



Item	Order	Description	Model	OEM
1	345909	rotary switch	37U, H6U	10300208
2	345910	rotary switch	18U, 19U, 35U	80411

Timers



Item	Order	Description	Model	OEM
1	360289	120°, 2 cams	C40, Derby, Linear, Star, turbo, Tekno, GS-GS50, G600, Gastro450-900, JU, 1U, 3U, 4U, 6U, 7U, 9U, 10U, 30U, 31U, 32P, 38U, 37U	10708/ L
2	360290	120°, with thermal stop	Tekno4, 6U, 9U, 10U	10708/ T



Item	Order	Description	Model	OEM
1	345896	O-ring		89332
2	345911	frame	37U, H6U, 18U, 19U, 35U	89349
3	110731	knob		89321



Item	Order	Description	Model	OEM
1	345986	rotary switch		2000311
2	345987	push button		3002053
3	345988	contactor block, 1 NO	GS100, LP2/ 3/ 4	3002054
4	345989	contactor block, NC		3002056




Item	Order	Description	Model	OEM
1	360291	90°, with thermal stop	9U	10708/ E




Item	Order	Description	Model	OEM
1	345912	rotary switch, 4 positions	Gastro12D, Gastro1200S, Gastro12S	10300206 10300207

D


Suitable for Dühr



Item	Order	Description	Model	OEM
1	360293	120°/ 180°	Tekno6, 29P, 295U, 297U	30001027
2	360294	120°/ 180°, with thermal stop	Tekno6, 29P, 295U, 297U	30001031



Item	Order	Description	Model	OEM
1	360295	120°/ 240°	GS100, 20U, LP1, 16U, 17U, 60U, 69U, 70U	22011
2	360296	90°/ 180°	29P, 295U, 297U	10300123



Item	Order	Description	Model	OEM
1	360257	60/ 90/ 120°	14U, 37U, Gastro11, G12D/ S, Gastro1200S	10300117
2	360297	60/ 120/ 180°	14U, 37U, H6U	10300121

Pressure switches




Item	Order	Description	Model	OEM
1	541140	55/ 30	C40, Derby, Linear, Star, turbo, Gastro450-900, G600, Tekno4/ 6, GS35-GS50, JU, 1U-10U, 39P, 32P, 30U, 31U, 38U, 66U, 67U, 295U, 297U, G12S	10706/ A
2	541311	76/ 38	GS100, 20U, Gastro11S, Gastro1200S, LP1	10300026
3	541312	86/ 59	36U, 16U, 17U, 69U	75950
4	541313	260/ 30	37U, H6U, G12D/ S, LP3/ 4, 18U, 19U, 35S	88110

Thermostats




Item	Order	Description	Model	OEM
1	390192	0° - 90 °C		10707/ 2
2	390188	0° - 90 °C	universal	10707/ 1

Safety thermostats



Item	Order	Description	Model	OEM
1	390194	90° - 110 °C		2000430

Thermostats



Item	Order	Description	Model	OEM
1	390231	thermostat, 55 °C, changeover		15551
2	390480	safety thermostat, 110 °C		15550

Thermostat pockets




Item	Order	Description	Model	OEM
1	517292	1 pocket		12510
2	517293	2 pockets		10200270
3	521122	gasket		10200212
4	517304	nut, 1/2"		10200276

Micro switches



Item	Order	Description	Model	OEM
1	345257	1-pole-changeover	Derby, Linear, Star, Tekno4/ 6, G600, GS100, Gastro450-900, JU, 1U, 4U, 6U, 7U, 20U, 38U, 29P, 32P, 295U, 297U	10704
2	345197	1-pole-changeover	144, 37U, H6U, Gastro11S, G12D/ S	70305
3	345181	1 NO + 1 NC	Gastro1200	10600138

Magnetic switches




Item	Order	Description	Model	OEM
1	345990	250V, 0,04 A	C40, turbo, GS40-50, 3U, 9U, 10U, 31U, G6U	10778
2	345991	30 x 9 mm	LP1-4, 16U-19U, 35U, 69U	2000309
3	345116	250V, 0,4 A	60U, 70U	3003112

Solenoid valves




Item	Order	Description	Model	OEM
1	370017	single - 10, 230V		10703
2	370021	double - 10, 230V	universal	15098
3	370025	triple - 10, 230V		15099




Item	Order	Description	Model	OEM
1	370018	single - 13, 230V	GS100, 20U, H6U, 144i, 37U, G12D/ S, Gastro11S, Gastro1200S	3000100
2	370022	double - 13, 230V	GS100, 37U	3000101

Relays




Item	Order	Description	Model	OEM
1	380315	2 changeover, 16A, 230V	C40, Derby, Linear, Star, turbo, 3U, 20Um 29P, 32P, 66U, 295U, 297U, Gastro1200S	16037
2	380139	2 changeover, 16A, 230V	Gastro50, GS40-50, GS100, 6U, 8U, 9U, 10U, 20U, 30U, 31U, 38U, 66U, 67U, 14U, Gastro11S	15620




Item	Order	Description	Model	OEM
1	380312	3 changeover, 16 A, 230V	4U, 6U, 9U, 31U	16047
2	380180	3 changeover, 16 A, 230V	37U, H6U	560301

Contactors



Item	Order	Description	Model	OEM
1	380213	3 NO + 1 NO, 20A (AC1), 230V	Gastro450-900, G600, Tekno6, 6U, 7U, 9U, 10U	15086
1	380212	3 NO + 1 NC, 20A (AC1), 230V	14U, 37U, H6U, Gastro11S, G12D/ S	10300391, 10300390
2	380416	3 NO + 1 NO, 20A (AC1), 230V	Tekno4, G600, GS45/ 50	15086/ F




Item	Order	Description	Model	OEM
1	380244	3 NO + 1 NO, 25A (AC1), 230V	GS100, 20U, 14U, 37U, H6U, Gastro11S, G12D/ S, Gastro1200S, LP1	10300050
2	380262	3 NO + 1 NC, 32A (AC1), 230V	Gastro11S	10300052

Suitable for Dühr

D Dosing pumps




Item	Order	Description	Model	OEM
1	361015	rinse aid, diaphragm		10599999
2	361132	membrane		10599999/ A
3	510298	non-return valve		10705/ D



Item	Order	Description	Model	OEM
1	361017	rinse aid (diaphragm)		10705
2	510296	membrane		
3	510298	non-return valve		10705/ D


LANG-Dosing pumps



Item	Order	Description	Model	OEM
1	361221	rinse aid, diaphragm		10796
2	361014	detergent (electrical)		15108/ 2

Heating elements

Tank heating elements



Item	Order	Description	Model	OEM
1	415267	1800W, 230V	turbo, 3U	17201
2	415266	2000W, 230V	L40	10714
3	416276	1100W, 230V	Tekno4, 32P	540401



Item	Order	Description	Model	OEM
1	415268	1850W, 230V	Linear, GS35/ 37/ 40, Gastro450, 6U, 7U, 10U, 20U, 29P, 30U	16035/ A
2	415270	2700W, 230V	Tekno6, GS45/ 50/ 100, 9U, 31U, 66U, 295U, 297U	150047
3	415269	2700W, 3 phases 230V	Gastro500/ 750/ 900, G600, 38U, 14U, Gastro11S, LP1, 16U, 17U	15047/ A, 15047



Item	Order	Description	Model	OEM
1	415271	4500W, 3 phases 230V	Gastro1200S	10300022
2	415262	3000W, 3 phases 230V	37U, H6U	15046
3	415263	4500W, 3 phases 230V	H6U, Gastro120/ S	15089

Accessories for tanks and heating elements




Item	Order	Description	Model	OEM
1	510405	gasket, 1 1/4"		10200056
2	520232	nut, 1 1/4"		10200080
3	510408	O-ring		13005
4	550002	clamp bar		

Boiler heating elements (oval flange)



Item	Order	Description	Model	OEM
1	415266	2000W, 230V	Derby, JU, 1U, 67U	10714

Three hole flange (O-ring, 48mm)



Item	Order	Description	Model	OEM
1	415261	2400W, 230V	C40, Star, GS35-40, 4U, 01U, 30U	18206
2	416277	2800W, 230V	Tekno4, 32P, 10U	18206/ D

Round flange (O-ring, 58mm)




Item	Order	Description	Model	OEM
1	415260	2500W, 230V	turbo, 3U, Linear, 6U	16036/ A
2	415262	3000W, 3 phases 230V	Tekno6, GS45/ 50, Gastro450-900, 6U, 7U, 295U	15046
3	415263	4500W, 3 phases 230V	Tekno6, GS45/ 50, G600, Gastro450-900, Gastro12D/ S, 8U, 31U, 38U, 32P	15089
4	416278	6000W, 3 phases 230V	GS45/ 50, Gastro500-900, 9U, 31U, 38U, 66U, 297U, 29P	15089/ A, 15089/ E

Round flange (O-ring, 67mm)




Item	Order	Description	Model	OEM
1	415264	6000W, 3 phases 230V	GS100, Gastro11S, 20U, 14U, 37U, LP1-3, 16U, 17U, 60U, 69U, 70U	30001010
2	415265	9000W, 3 phases 230V	14U, 37U, H6U, 16U-19U, LP1-4, 35U, 69U, 70U, Gastro11S/ 12DS, Gastro1200S	30001011
3	416279	12000W, 3 phases 230V	14U, 37U, 18U, 19U, 69U	30001011/ A

Accessories for boilers - heating elements




Item	Order	Description	Model	OEM
1	521120	O-ring, 48mm		13010
2	510408	O-ring, 58mm		13005
3	510409	O-ring, 67mm		13015
4	520235	flange		30001024


Boilers



Item	Order	Description	Model	OEM
1	517294	boiler	GS35/ 37, 30U	135905
2	517295	boiler	GS40, 10U	140905
3	517296	boiler	Tekno4, 32P	540006




Item	Order	Description	Model	OEM
1	517297	boiler	Linear, 6U	16904
2	517298	boiler	turbo, 3U	17905
3	517299	boiler	Gastro450	26905



Item	Order	Description	Model	OEM
1	517300	boiler	GS45/ 50, Tekno6, 9U, 31U, 38U, 66U, 295U, 297U, 29P	150905
2	517301	boiler	Gastro500-900	15905


Suitable for Dühr



Item	Order	Description	Model	OEM
1	517302	boiler	GS100, 20U, 14U, 37U, H6U, Gastro11S, Gastro12D/ S, LPI, 16U, 17U, 60U, 69U, 70U	22002
2	517303	boiler	Gastro1200S	10600904


Pumps and components

Drain pumps



Item	Order	Description	Model	OEM
1	500514	34 W, 230 V		15101
2	500515	34 W, 230 V		15101/ A

Pressure pumps



Item	Order	Description	Model	OEM
1	500516	230 V		15100/ D
2	500517	230 V		15100

Wash pumps



Item	Order	Description	Model	OEM
1	500518	0,10 HP, 230 V	DerbyCF (new), GS35/ 37, JU, 1U, 30U, 37U	10501/ A
2	500519	0,33 HP, 230 V	C40F, DerbyCF, StarCF, turboCF, Tekno4CF, 3U, 4U, 32P	18243
3	500520	0,33 HP, 230 V	CF40LS, StarLS, turboLS, TeknoLS	18242



Item	Order	Description	Model	OEM
1	500521	0,33 HP, 230 V	GS40	135501
2	500522	0,4 HP, 230 V	LinearCF	16042
3	500523	0,5 HP, 230 V	LinearLS, 6U	16176




Item	Order	Description	Model	OEM
1	500524	0,6 HP, 230 V	Gastro450, 7U	26176, 26179
2	500525	0,70 HP, 230 V	GS45, GS50, 9U, 31U	150914, 150908



Item	Order	Description	Model	OEM
1	500526	0,75 HP, 230 V	GS500-900	15908
2	500527	0,75 HP, 230 V	Tekno6, 29P, 295U	15908/ A



Item	Order	Description	Model	OEM
1	500528	1 HP, 230 V	G600, 38U, 297U	15908/ D
2	500529	1,2 HP, 230 V	GS500-900, 66U	15913



Item	Order	Description	Model	OEM
1	500530	1,5 HP, 230V	GS100, 20U, 14U, Gastro11S	22009
2	500531	1,5 HP, 400V (~)	Gastro1200S	1030057



Item	Order	Description	Model	OEM
1	500532	1,5 HP, 400V	37U, Gastro12D/ S	1030057/ A
2	500533	2 HP, 400V	37U, H6U, LP1	22037



Pumps		1 Impellor		2 Mechanical seal		3 Housing gasket		4 Pump cover		5 Capacitor	
Order	OEM	Order	OEM	Order	OEM	Order	OEM	Order	OEM	Order	OEM
500518	10501/A	521200	10504	510695	10505	509002	10506	510510	10502	365017	10702
500519	18243	521257	18246	510693	15080	521723	18245	521553	18248	305017	10702
500520	18242	521258	18246	510693	15080	521723	18245	521551	18247	365017	10702
500521	135501	521256	135505	510693	15080	521724	135506	521554	135503	365017	10702
500522	16042	521259	7135	510693	15080	521726	7130	521555	7133	365013	16043
500523	16176	521260	15079	510693	15080	521726	7130	521556	16182	365015	16043
500524	26179	521260	15079	510693	15080	521726	7130	521556	16182	365015	16043
500525	150914	521260	15079/F	510693	15080	521726	7130	521557	16182	365014	15081
500526	15908	521260	15079	510693	15080	521727	15080/A	521558	15078	365014	15081
500527	15908/A	510608	15079/B	510692	15080/C	510552	15079/D	521511	15031	365014	15081
500528	15908/D	521212		510692	15080/C	510552	15079/D	521511	15031	365021	15081/A
500529	15913	521261	15079/F	510693	15080	521727	15080/A	521558	15078	365021	15081/A
500530	22009	521262	22009/A	510693	15080	521727	15080/A	521559	15078	365021	15081/A
500531	1030057	510602	10209807	510693	15080	510551	10200290	521513	10200222	--	
500532	1030057/A	510602	10209807	510693	15080	510551	10200290	521513	10200222	--	
500533	22037	521215	10209807	510693	15080	510551	10200290	510502		--	